



Pneumatic Catalogue

Quick Coupling Systems for
Pneumatic and Fluid Handling

aerospace
climate control
electromechanical
filtration
fluid & gas handling
hydraulics
pneumatics
process control
sealing & shielding



ENGINEERING YOUR SUCCESS.

THE RIGHT SOLUTION FOR EVERY SECTOR.



Whether under water, in aerospace, on the high seas, on the street, or in industry – our quick connect coupling systems are at home in many domains and represent the right solution in numerous technical applications.

The modular structure of our series allows you to benefit from a wide standard range, which includes a suitable system for most applications – just-in-time goes without saying.



Structure of Part Numbers

Hose Connection

TF = Hose Barb
 TH = Hose Barb 45°
 TR = Hose Barb 90°
 TZ = Straight shaft parallel
 TP = for Parker plug-in Hose
 TS = Panel Mount with Hose Barb
 TD = Hose Barb DIN EN 560
 TE = Front Panel Installation, Hose Barb Panel Mount

Plastic Tube Connection

KO = with Hose Nut, without spring guard
 KR = 90° KO - connection
 KS = Panel mounted, without spring guard
 KK = with spring guard
 KE = Front panel installation with KO - connection
 KP = Plastic tube connection
 (hard plastic hoses, only for RECTUCHEM)

Other Connections

KL = Insert for plug-in connection
 PV = Fixing connection for PVC hoses
 DS = Double plug-in nipple
 PH = Parker 45°

Male Thread

AW = Whitworth pipe thread ISO 228 parallel
 AM = Metric thread DIN 13
 AK = Whitworth pipe thread DIN 2999 tapered
 AN = NPT thread ANSI B 1.20.1 tapered
 AD = Metric thread DIN 2353 (ISO 8434-1)
 WP = Whitworth pipe thread ISO 228 Serto Plan
 MP = Metric thread DIN 13 Serto Plan
 SW = Panel mount Whitworth pipe thread
 ISO 228 Serto Plan
 SM = Panel mount metric thread DIN 13 Serto Plan
 AL = Whitworth pipe thread ISO 228 parallel left
 AR = 90° Whitworth pipe thread DIN 2999 tapered
 AE = Front Panel Installation with Whitworth pipe
 thread ISO 228 parallel
 AJ = UNF thread (JIC) with 37° cone by SAE J 514

Female Thread

IW = Whitworth pipe thread ISO 228 parallel
 IM = Metric thread DIN 13
 IK = Whitworth pipe thread ISO 7 corresponding
 DIN 2999 tapered
 IN = NPSF-thread ANSI B 1.20.3
 IT = NPT thread tapered ANSI B 1.20.1
 IF = UNF-thread
 IL = Whitworth pipe thread ISO 228
 parallel left

Adding 1

S = Marking for special version
0 = RECTUKey round
3 = RECTUKey triangle
6 = RECTUKey hexagon
8 = RECTUKey octagon

21 KA AW 13 M P X X X

Series No:

Couplings

KA = Single Shut-Off
 KB = Double Shut-Off
 KF = Straight-Through
 KL = Dry-Break (double shut-off)
 KE = Self-Venting System
 KS = Safety (single shut-off)
 KD = Safety (double shut-off)
 KR = Safety (straight through)

Plugs

SF = Straight-Through
 SB = Double Shut-Off
 SL = Dry-Break (double shut-off)
 SS = Safety (straight-through)
 SD = Safety (double shut-off)
 SR = Recoil Eliminator

Metric Thread

05 = M5
 10 = M10 x 1
 12 = M12 x 1,5
 14 = M14 x 1,5
 16 = M16 x 1,5
 18 = M18 x 1,5

Thread Sizes

10 = 1/8"
 13 = 1/4"
 17 = 3/8"
 21 = 1/2"
 26 = 3/4"
 33 = 1"
 38 = 1 1/8"
 42 = 1 1/4"
 48 = 1 1/2"
 54 = 1 3/4"
 60 = 2"

Hose Connection

03 = for 3 mm LW (1/8")
 04 = for 4 mm LW (3/16")
 06 = for 5 mm LW (1/4")
 08 = for 8 mm LW (5/16")
 09 = for 9 mm LW (3/8")
 13 = for 13 mm LW (1/2")
 19 = for 19 mm LW (3/4")
 25 = for 25 mm LW (1")

Plastic Hose

04 = for 3 x 4 mm
 05 = for 3 x 5 mm
 36 = for 3 x 6,3 mm
 06 = for 4 x 6 mm
 46 = for 4 x 6,3 mm
 08 = for 6 x 8 mm
 10 = for 8 x 10 mm
 12 = for 9 x 12 mm
 16 = for 13 x 16 mm

Material

M = Brass CuZn39Pb3
 2.0401 (except sleeve)
B = Brass CuZn39Pb3
 2.0401 (completely)
S = Steel 9SMnPb28K
 1.0718
R = Stainless Steel
 AISI 303
H = Stainless Steel
 AISI 316 LMO
E = Stainless Steel
 AISI 316 L
K = Thermoplastics
D = POM (Delrin)
F = PVDF

Surface

X = without surface treatment
N = Nickel plated
C = Chrome plated
Z = Zinc plated
D = Durnicoated (chemic. zinc plated)
B = Browning (steel black)
G = Zinc plated and yellow chromated
P = Passivated
P = Pressure springs made of PEEK
 (only for RECTUCHEM+)
F = chemically nickel plated and
 chrome plated (Flashchrome)
S = zinc plated and black chromated

Seal

X = without seal
P = Perbunan NBR
V = FKM/FPM
E = Ethylene-Propylene
 EPDM
S = Silicone
K = FFKM

Adding 2 Color coding for plastic

B = Blue
G = Green
R = Red
Y = Yellow

Key to Symbols in Application Area



Machinery Construction



Electrical Engineering



Medical Technology



Mobile Hydraulics



Food Technology



Aeronautics



Safety Technology



Trade



Chemical Technology



Automotive

Important Notes:

- Please note that the technical data, specifications and drawings in the catalogue are not binding. This information is subject to change without notice in the interest of improvement.
- We reserve the right to make technical modifications for the purposes of improvement.
- June 2013: With the actual catalogue the older versions are no longer valid.
- The interchangeability is guaranteed under the assumption that the manufacturer of the relevant product has not changed any functional part in the meantime.
- You will find important safety instructions on pages 12 and 13.

ARE YOU HOPING TO FIND WITHOUT LOOKING? THEN WE HAVE JUST THE THING FOR YOU.

Brass/Steel

Here, you will find a broad range of standard coupling systems in brass and/or steel with various valve types (single, double, leak-free) for compressed air and

water as well as applications with liquid and gaseous media.

Page 14 – 179

Stainless Steel

The coupling systems in this chapter have been designed in V2A (AISI 303) or V4A stainless steel (AISI 316 L) specifically for liquid and/or aggressive media and

impress with their high corrosion resistance and great strength.

Page 180 – 225

Thermoplastic / Medical Technology

Various materials in POM and PVDF and a broad range of coupling systems allow a wide spectrum of

possible applications, e.g. in medical technology and in the pharmaceutical sector.

Page 226 – 269

Safety

Systems with safety locking protect against unintentional uncoupling. Venting systems reliably prevent the whiplash effect and thus improve safety in the

workplace. Special couplings for respiratory protection applications are optimised for use even in extreme situations.

Page 270 – 297

Coded Systems

These systems are the right choice wherever there is a risk of mixing up different circuits. Depending on the design with mechanical and/or color coding, they

reliably impede or prevent incorrect coupling.

Page 298 – 307

Accessoires

A broad range of brass, stainless steel and aluminium fittings as well as plastic and aluminium blow guns

is the ideal addition to our comprehensive couplings range.

Page 308 – 333

Hoses and Tubing

Here, you will find a large selection of hoses in various materials (nylon 12, polyurethane, PVC) and shapes (straight, spiral) with or without fabric lining and bondi-

ng as well as reusable hoses to round off the mix.

Page 334 – 357

COUPLING QUICKLY AND SAFELY WITH ONE HAND.



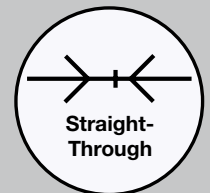
The development of the single-hand quick connect coupling made a decisive contribution to improving work safety and functionality. In order to create a connection, the plug is simply pushed into the coupling. This causes the sleeve to spring forward and lock

automatically. When uncoupling, the sleeve is pushed back with one hand and the connection is disengaged with no problem whatsoever. The following four valve designs are available for selection for different applications:

Straight-Through

These coupling systems work with no shut-off valve and therefore achieve the greatest possible flow. Furthermore, turbulence which can occur with integrated valves is completely

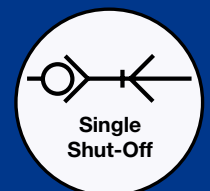
eradicating. Straight-through couplings are ideally suited to liquid media – e.g. water applications. Before unlocking, the flow must be stopped.



Single Shut-Off

On our single shut-off systems, the plug is designed straight-through – although the coupling shuts off immediately when the connection is broken.

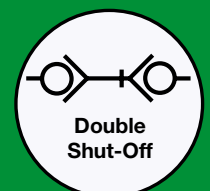
Appearance of on-flow media in the line is effectively prevented. An ideal solution for operating compressed air tools.



Double Shut-Off

On our double shut-off systems, after disconnection, the flow stops both in the coupling and in the plug.

The medium remains in the hose in both connecting lines, the pressure is held constant and not released.



Leak-Free Design

On the coupling and plug, our leak-free coupling systems have valves that build up no dead-space volume. As such, when the connection is broken, no drops of the medi-

um being channelled are able to escape. This variant is especially suitable for transporting aggressive media or in sensitive environments – e.g. in cleanrooms.



THE DIFFERENCE LIES IN THE VALVE.

The valve design is the linchpin of any coupling system and it is essentially responsible for the flow / pressure loss on a coupling. Depending on the medium and application,

the use of a system with optimised valve technology can save a great deal of energy, e.g. in the supply to compressed air tools.



Standard-Valve

For decades, the tried and tested valve technology with its robust and compact design has served reliably in many applications. This valve design can be found e.g. in our 26KA series. At nominal diameter 7.4, a flow of approx. 1,000 l/min (air) is therefore possible.



UltraFlo-Valve

Due to less turbulence, this streamlined valve structure can increase flow by up to 80 % compared with conventional systems. This valve design can be found e.g. in our 25KA series. At nominal diameter 7.4, a flow of approx. 1,800 l/min (air) is therefore possible.



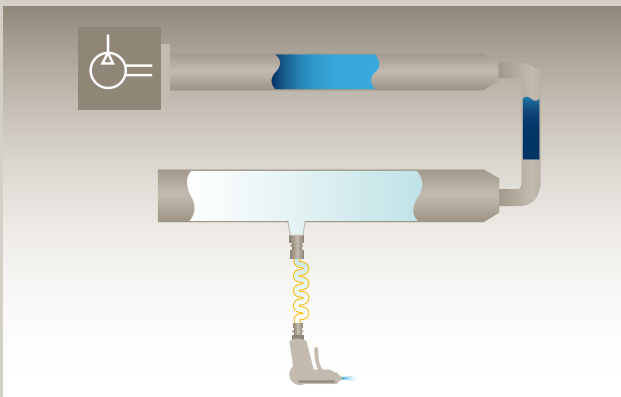
Ultra HighFlow-Valve

This extremely streamlined pipe valve optimises flow due to minimal turbulence on the extremely smooth insides and a reduced geometric change in the media flow with a constant nominal diameter and compact design. The valve springs are also separate from the flow medium and optimise the energy efficiency due to low coupling forces. This high-end valve design can be found e.g. in our 1600KA series. At nominal diameter 7.4, a flow of approx. 2,100 l/min (air) is therefore possible.

KNOW-HOW THAT SAVES HARD CASH.

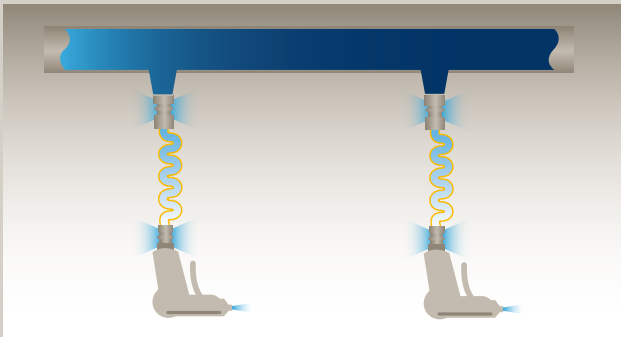
In the age of rationalisation even in compressed air technology, the optimisation of systems is an important tool to improve energy efficiency. Correctly designed, complete systems from the compressor to the tool and a correctly dimensioned conduit system with no leaks save hard cash here. For over six decades now, we have devoted ourselves to the industrial handling of compressed air with professional systems and we are therefore intimately acquainted with the weak points of compressed air systems.

When planning a compressed air system, certain parameters must be kept in mind. As such, the hoses used should always be as short as possible and have the right diameter and as few coils as possible, as every metre of hose causes pressure losses. Even essentially correct, self-venting couplings sometimes differ considerably in terms of pressure loss. As such, modern systems reduce the pressure loss by at least a third, to approx. 0.2 bar, and therefore pay for themselves within a minimal period.



Incompatible Overall System

The objective evaluation of an existing system requires analysis of the actual condition of the system. The relevant parameters for this, such as volume flow, flow pressure and compressed air quality, can be recorded using professional measuring technology. Large cross-section tolerances, more couplings than necessary, too many nozzles and an incorrect hose diameter cost a huge amount of energy here. An appropriate assembly therefore always pays off, as efficient operation of the overall system is possible only if all components are in harmony.



Leaks in the Connecting Elements

The detection of possible leaks in the network can be calculated either by back-feeding during down time or, if this is not possible, from the measured pressure curves during operation. Sensitive points here particularly include the connection to the ring line and to the tool. There is a possibility of optimisation for example with the use of quick connect couplings with a valve to prevent pressure loss when uncoupling and venting the system.

YOU KNOW YOUR APPLICATIONS, WE KNOW THE RIGHT COUPLING SYSTEM!

Industrial Sectors/ Application Areas	Straight-Through KF	Single Shut-Off KA	Double Shut-Off KB	Leak-Free Design KL	Thermoplastic Couplings POM/PVDF	Stainless Steel Couplings	Safety Couplings
Compressed Air	●	●	○	○	○	○	●
Air	●	●	○	○	○	○	●
Breathing Air	○	●	●	○	○	○	●
Gases	○	●	●	●	○	○	●
Liquid Gases	○	○	●	●	○	○	●
Water*	●	●	●	●	○	○	○
Liquid Media*	○	●	●	●	●	○	●
Aggressive Media	○	○	●	●	●	●	●
Chemicals	○	○	●	●	●	●	●
Machinery/Systems Manufacturing	○	●	○	●	○	○	●
Welding	○	●	○	○	○	○	○
Molding	●	●	●	○	○	○	○
Automation	○	●	○	○	○	○	○
Robotics	○	●	○	●	○	○	○
Textile Industry	○	●	○	○	○	○	○
Medical Equipment	●	●	●	●	●	●	●
Food and Beverage Industry	○	○	○	○	●	●	○
Chemical Industry	○	○	●	●	●	●	●
Pharmaceutical Industry	○	○	●	●	●	●	●
Laboratory	○	●	●	●	●	●	●
Analysis Technology	○	○	●	●	●	●	○
Steel Manufacturing	○	●	○	○	○	○	●
Rafineries	○	○	●	●	○	●	●
Paper Production	○	●	●	○	○	●	○
Rescue and Safety	○	●	●	●	○	●	●
Aerospace Technology	○	○	○	○	○	●	●
Shipyards	○	●	●	○	○	●	○
Semiconductor Technology	○	○	●	●	●	●	○
Laser Technology	○	○	●	●	○	●	○
Nuclear Power	○	○	●	○	○	●	●

* only systems with valve and sleeve made of brass

SEALING AND ACCURACY.

A coupling system is always as good as its sealing components. That is why we only use top quality, proven standards, which have been tried and tested time and again.

For special applications, please also ask our specialist advisers, as an important criterium for functionality of an O-ring is the type of medium in relation to its temperature.

The most important sealants

Sealing-Material	Brand	Temperature-Range	Features
NBR Acrylonitrile-Butadiene Rubber	Buna N	-20°C - +100°C	Can be used for compressed air. Resistant to heat and many liquids, e.g. mineral oils, fuel (no environmental diesel), water glycol and grease.
EPDM Ethylene Propylene Diene Rubber		-40°C - +150°C	Heat resistant and specially suited to hot water and steam. Good resistance to brake oils, glycol and fire-resistant oils. Not suitable for mineral-based oils and petrol.
FKM Fluorocarbon Rubber	Viton® ¹⁾	-15°C - +200°C	Very high resistance to heat and liquids inc. petrol, oils, environmental diesel, grease and aromatic oils.
FFKM Perfluoro Rubber	Kalrez® ²⁾	-25°C - +240°C	Universal chemical resistance, good for aggressive media, high thermal resistance. Lowest source values for all media.

¹⁾ Viton® is a registered trademark of DuPont Dow Elastomers.

²⁾ Kalrez® is a registered trademark of DuPont Dow Elastomers.



RectuLoc

This innovative sealing method is available for all standard shut-off products with a tapered external thread. It consists of a sealant applied directly to the thread. The connection is simply merely screwed in and can be readjusted with no leakage even after several hours. It reliably seals against gases as well as aqueous and non-aqueous liquids up to 150 bar and temperatures up to 120°C and it is moreover also resistant to aggressive media.



Captive Washer

This permanently fixed sealing ring in robust polymer is available for all standard shut-off products with a cylindrical external thread. The connection is screwed as usual and reliably sealed by the ring, even in the case of readjustment. The seal is suitable for gaseous as well as aqueous and non-aqueous media up to a pressure of 150 bar and up to a temperature of 120°C as well as being resistant to aggressive media.

ALWAYS A SUITABLE PLUG.

Plug Profil: ISO6150 B

Standard-Series

Self-Venting Series



23SF
23KA/24KA
1400KA/1423KA
24KE/1400KE

30SF
30KA



37SF
37KA



Plug Profile: ISOC

Standard-Series

Self-Venting Series



303SB
303KB

18SF
18KA
18KE



84SF
84KA



Plug Profile: Europe

Standard-Series

Self-Venting Series



20SF
20KA



21SF
21KA



25SF*/26SF**
25KA/26KA/1600KA
1625KA
25KE/26KE/1600KE



27SF
27KA/1700KA
1727KA
1700KE

* Steel zinc plated
** Brass

Plug Profile: Walther

Standard-Series



50SF
50KA



51SF
51KA



52SF
52KA



57SF
57KA



Plug Profile: Scandinavia

Standard-Series



1100SF
1100KA



1300SF
1300KA



1800SF
1800KA



1900SF
1900KA



2100SF
2100KA

Plug Profile: Asia

Standard-Series



13SF
13KA

Plug Profile: Atlas Copco

Standard-Series



33SF
33KA



34SF
34KA

Plug Profile: Aro

Standard-Series

Self-Venting Series

22SF
14KA/22KA
14KE

Plug Profile: UK

Standard-Series

17SF
17KA

19SF
19KA

Pictures are smaller than actual products.

WE SET STANDARDS IN QUALITY AND SAFETY.

Around the world, highly qualified specialists work every day to guarantee and optimise the quality of our products. Nothing will deter them from the high demands they set themselves – as all employees know, we can retain our top international position only through constant top performance. With the aid of controlled manufacturing processes and the latest precision technology, it is the person – as a creative and experienced technician,

seller and customer adviser – who is responsible for this. All stages of production are subject to tried and tested, comprehensive quality management. The certificates and test reports from the principal independent institutions also confirm our outstanding functionality and production quality. For our customers, this means: greater safety and reliability – even under extreme conditions.



DIN EN ISO 9001:2000
Reg.Nr. 1070
Qualitätsmanagementsystem



FROM STANDARD PRODUCT TO BESPOKE SOLUTION.

Our standard catalogue range offers the right coupling system for most application areas. Many of these standard items come from previous special solutions, which we have subsequently integrated into series production. Developing special solutions for particular tasks is one of our strengths – and an advantage that you can use at any time. Our competent specialists will be happy to visit

you to establish your specific requirements and wishes. We will then recommend adaptation of one of our standard products or the new design of a bespoke, individual solution for you. Ultimately, we will provide you with a functional system that is exactly suited to your requirements – both technologically and economically. Talk to us! We will be happy to advise you in detail.



Standard

From nominal diameters 1.5 mm to 30 mm – from brass through stainless steel to plastic – various valve and seal types – sophisticated safety systems. Over the decades, we have developed one of the broadest ranges of standard coupling systems, which offer a solution for almost any application and can all be found in this catalogue.



Customised

Moreover, we develop systems designed very specifically for customer requirements. To this end, our experienced designers compile extensive requirement profiles and a functional specification together with the customer, in order to be able to develop the optimum solution. Simply talk to us about it!

SAFETY GUIDE FOR SELECTING AND USING QUICK CONNECT COUPLINGS AND RELATED ACCESSORIES

DANGER: failure or improper selection or improper use of quick connect couplings or related accessories can cause death, personal injury and property damage. Possible consequences of failure or

- Couplings or parts thrown off at high speed
- High velocity fluid discharge
- Contact with suddenly moving or falling objects that are to be held in position or moved by the conveyed fluid
- Dangerously whipping hose

improper selection or improper use of quick connect couplings or related accessories include but are not limited to:

- Explosion or burning of the conveyed fluid
- Contact with conveyed fluids that may be hot, cold, toxic, or otherwise injurious
- Sparking or explosion while paint or flammable liquid spraying

Before selecting or using any Parker RectusTema quick connect couplings or related accessories, it is important that you read and follow the following instructions.

1.0 GENERAL INSTRUCTIONS

1.1 Scope: this catalogue provides instructions for selecting and using (including installing connecting, disconnecting, and maintaining) quick connect couplings and related accessories (including caps, plugs, hoses, blow guns). This safety instruction is a supplement to and is to be used with the specific Parker publications for the specific quick connect couplings and related accessories that are being considered for use.

1.2 Fail-Safe: quick connect couplings or the hose they are attached to can fail without warning for many reasons. Design all systems and equipment in a fail-safe mode, so that failure of the quick connect coupling or hose will not endanger persons or property.

1.3 Distribution: provide a copy of this safety guide to each person who is responsible for selecting or using quick connect coupling products. Do not select or use quick connect couplings without thoroughly reading and understanding this safety guide as well as the specific Parker publications for the products considered or selected.

1.4 User responsibility: due to the wide variety of operating conditions and uses for quick connect couplings, Parker RectusTema and its distributors do not represent or warrant that any particular coupling system is suitable for any specific end use system. This safety instructions do not analyse all technical parameters that must be considered in selecting a product. The user, through its own analysis and testing, is solely responsible for:

- Making the final selection of the quick connect couplings.
- Assuring that the user's requirements are met and that the use presents no health or safety hazards.
- Providing all appropriate health and safety warnings on the equipment on which the quick connect couplings are used.

1.5 Additional questions: call the appropriate Parker customer service department if you have any questions or require any additional information. For the telephone numbers of the appropriate customer service department, see the Parker publication for the product being considered or used.

2.0 SELECTION INSTRUCTIONS

2.1 Pressure: quick connect couplings selection must be made so that the published rated pressure of the coupling is equal to or greater than the maximum system pressure. Pressure surges in the system higher than the rated pressure of the coupling will shorten the quick connect coupling's life. Do not confuse burst pressure or other pressure values with rated pressure and do not use burst pressure or other pressure values for this purpose.

2.2 Fluid compatibility: quick connect couplings selection must assure compatibility of the body and seal materials with the fluid media used. See the fluid compatibility chart.

2.3 Temperature: be certain that fluid and ambient temperatures, both steady and transient, do not exceed the limitations of the quick connect couplings. Use caution and hand protection when connecting or disconnecting quick connect couplings that are heated or cooled by the media they are conducting or by their environment.

2.4 Size: transmission or power by means of pressurised liquid varies with pressure and rate of flow. The size of the quick connect couplings and other components of the system must be adequate to keep pressure losses to a minimum and avoid damage due to heat generation or excessive fluid velocity.

2.5 Pressurised connection or disconnection: if connecting or disconnecting under pressure is a requirement, use only quick connect couplings designed for that purpose. The rated operating pressure of a quick connect coupling may not be the pressure at which it may be safely connected or disconnected.

2.6 Environment: care must be taken to ensure that quick connect couplings are either compatible with or protected from the environment (that is, surrounding conditions) to which they are exposed. Environmental conditions including but not limited to ultraviolet radiation, ozone, moisture, water, salt water, chemicals, and air pollutants can cause degradation and premature failure.



2.7 Locking means: ball locking quick connect couplings can unintentionally disconnect if they are dragged over obstructions on the end of a hose or if the sleeve is bumped or moved enough to cause disconnection. Sleeves designed with flanges to provide better gripping for oily or gloved hands are especially susceptible to accidental disconnection and should not be used where these conditions exist. Sleeve lock or union (threaded) sleeve designs should be considered where there is a potential for accidental uncoupling.

2.8 Mechanical loads: external forces can significantly reduce quick connect couplings' life or cause failure. Mechanical loads which must be considered include excessive tensile or side loads and vibration. Unusual applications may require special testing prior to quick connect couplings selection.

2.9 Specifications and standards: when selecting quick connect couplings, government, industry and Parker specifications must be reviewed and followed as applicable.

2.10 Vacuum: not all quick connect couplings are suitable or recommended for vacuum service. Quick connect couplings used for vacuum applications must be selected to ensure that the quick connect couplings will withstand the vacuum and pressure of the system.

2.11 Fire resistant fluids: some fire resistant fluids require seals other than the standard NBR (nitrile) used in many coupling systems.

2.12 Radiant heat: quick connect couplings can be heated to destruction or loss of sealing without contact by such nearby items as hot manifolds or molten metal. The same heat source may then initiate a fire. This can occur despite the presence of cool air around the quick connect couplings.

2.13 Welding and brazing: heating of plated parts, including quick connect couplings and port adapters, above 450 °F (232 °C) such as during welding, brazing, or soldering may emit deadly gases and may cause coupling seal damage.

3.0 INSTALLATION INSTRUCTIONS

3.1 Pre-installation inspection: before installing a quick connect coupling, visually inspect it and check for correct style, body material, seal material, and catalogue number. Before final installation, coupling halves should be connected and disconnected with a sample of the mating half with which they will be used.

3.2 Quick connect coupling halves from other manufacturers: if a quick connect coupling assembly is made up of one Parker RectusTema half and one half from another manufacturer, the lowest pressure rating of the two halves should not be exceeded.

3.3 Fitting installation: use a thread sealant, when assembling taper pipe thread joints in quick connect couplings. Be sure the sealant is compatible with the system fluid or gas. To avoid system contamination, use a liquid or paste type sealant rather than a tape style. Use the flats provided to hold the quick connect coupling when installing fittings. Do not use pipe wrenches or a vice on other parts of the coupling to hold it when installing or a removing fittings as damage or loosening of threaded joints in the coupling assembly could result. Do not apply excessive torque to taper pipe threads because cracking or splitting of the female component can result.

3.4 Caps and plugs: use dust caps and plugs when quick connect couplings are not coupled to exclude dirt and contamination and to protect critical surfaces from damage.

3.5 Coupling location: locate quick connect couplings where they can be reached for connection or disconnection without exposing the operator to slipping, falling, getting sprayed or coming in contact with hot or moving parts.

3.6 Hose whips: use a hose whip (a short length of hose between the tool and the coupling half) instead of rigidly mounting a coupling half on hand tools or other devices. This reduces the potential for coupling damage if the tool is dropped and provides some isolation from mechanical vibration which could cause uncoupling.

4.0 MAINTENANCE INSTRUCTIONS

4.1 Even with proper selection and installation, quick connect coupling life may be significantly reduced without a continuing maintenance program. Frequency should be determined by the severity of the application and risk potential. A maintenance program must be established and followed by the user and must include the following as a minimum:

4.2 Visual inspection of quick connect couplings: any of the following conditions require immediate shut down and replacement of the quick connect coupling:

- Cracked, damaged, or corroded quick connect couplings parts.
- Leaks at the fitting, valve or mating seal.
- Broken coupling mounting hardware, especially breakaway clamps.

4.3 Visual inspection all other:

- Leaking seals or port connections.
- Excess dirt build-up on the coupling locking means or on the interface area of either coupling half.
- Defective clamps, guards, and shields.
- System fluid level, fluid type and any entrapment.

4.4 Functional test: operate the system at maximum operating pressure and check for possible malfunctions and freedom from leaks. Personnel must avoid potential hazardous areas while testing and using the system.

4.5 Replacement intervals: specific replacement intervals must be considered based on previous service life, government or industry recommendations, or when failures could result in unacceptable downtime, damage or injury risk. See instruction 1.2 above.

Nominal Diameter

1,5 = 1,8 mm²

Rectus Series

02**Technical Description**

Smallest mini industrial coupling for air and gas applications. Primarily in medicine, didactics and model building. Specific application for liquids due to size. Coupling system with single-hand operation. Extremely small dimensions.

Working Temperature*

-20°C up to +100°C (NBR)
depending on the medium.

* For temperatures below -20°C and over +100°C and depending on the medium, other seal variants (FKM, EPDM, FFKM) are available.

**Working Pressure****

35 bar

** maximum static working pressure with safety factor 4 to 1.

Material

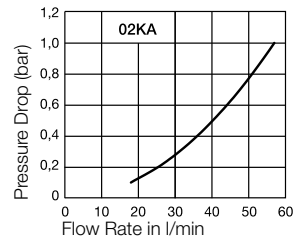
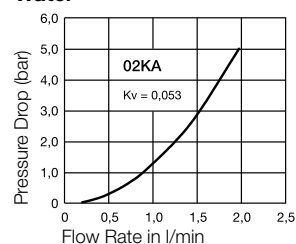
Coupling: Brass

Plug: Brass

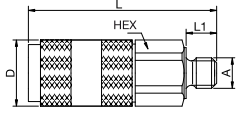
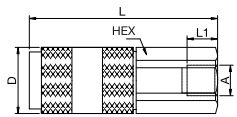
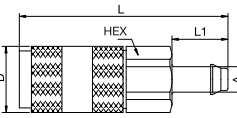
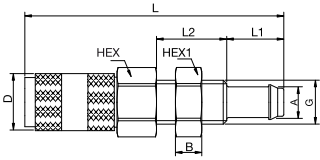
Seals: NBR

Interchangeability

- Rectus Design

Flow diagrams**Air****Water**

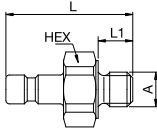
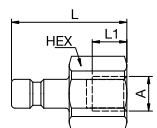
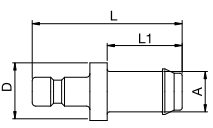
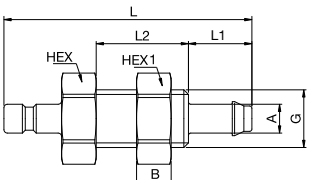


	Connection A	HEX mm	HEX1 mm	L mm	L1 mm	L2 mm	D mm	B mm	G mm	Version	Part Number
 <p>Male Thread</p>	M 3	6		19	3		6,5			blank	02KAAM03MPX
	M 3	6		19	3		6,5			nickel plated	02KAAM03MPN
 <p>Female Thread</p>	M 3	6		19	3		6,5			blank	02KAIM03MPX
	M 3	6		19	3		6,5			nickel plated	02KAIM03MPN
 <p>Hose Barb</p>	2 mm	6		21	5,5		6,5			blank	02KATF02MPX
	2 mm	6		21	5,5		6,5			nickel plated	02KATF02MPN
	3 mm	6		22	5,5		6,5			blank	02KATF03MPX
	3 mm	6		22	5,5		6,5			nickel plated	02KATF03MPN
 <p>Panel Mount with Hose Barb</p>	2 mm	7	7	29	5,5	8	6,5	3	M 5	blank	02KATS02MPX
	2 mm	7	7	29	5,5	8	6,5	3	M 5	nickel plated	02KATS02MPN
	3 mm	7	7	30	6,5	8	6,5	3	M 5	blank	02KATS03MPX
	3 mm	7	7	30	6,5	8	6,5	3	M 5	nickel plated	02KATS03MPN



Plugs – without valve

Series 02KA

	Connection A	HEX mm	HEX1 mm	L mm	L1 mm	L2 mm	D mm	B mm	G mm	Version	Part Number
 <p>Male Thread</p>	M 3	6		11	3					blank	02SFAM03MXX
	M 3	6		11	3					nickel plated	02SFAM03MXN
 <p>Female Thread</p>	M 3	6		10	3					blank	02SFIM03MXX
	M 3	6		10	3					nickel plated	02SFIM03MXN
 <p>Hose Barb</p>	2 mm			12	5,5		4			blank	02SFTF02MXX
	2 mm			12	5,5		4			nickel plated	02SFTF02MXN
 <p>Panel Mount with Hose Barb</p>	2 mm	7	7	22	5,5	8		3	M 5	blank	02SFTS02MXX
	2 mm	7	7	22	5,5	8		3	M 5	nickel plated	02SFTS02MXN
	3 mm	7	7	23	6,5	8		3	M 5	blank	02SFTS03MXX
	3 mm	7	7	23	6,5	8		3	M 5	nickel plated	02SFTS03MXN

**Technical Description**

Mini industrial coupling, can be used with various media.

Coupling system with single-hand operation. This system is extremely easy to operate and stands out for its small installation dimensions.

Working Temperature*

-20°C up to +100°C (NBR)
depending on the medium.

* For temperatures below -20°C and over +100°C and depending on the medium, other seal variants (FKM, EPDM, FFKM) are available.

**Working Pressure****

35 bar

** maximum static working pressure with safety factor 4 to 1.

Material

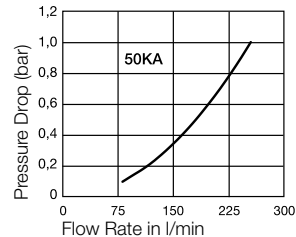
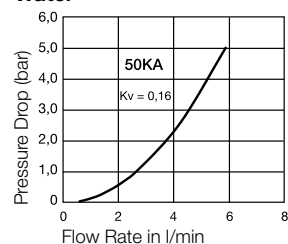
Coupling: Brass

Plug: Brass

Seals: NBR

Interchangeability

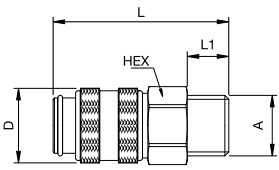
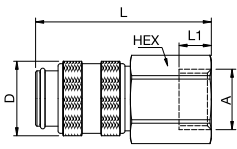
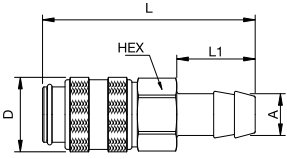
- Walther LP002

Flow diagrams**Air****Water**



Couplings – with valve

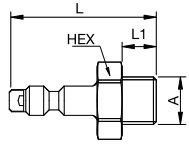
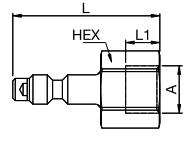
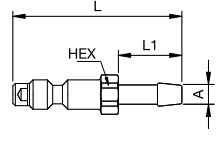
Series 50KA

	Connection A	HEX mm	HEX1 mm	L mm	L1 mm	L2 mm	D mm	B mm	G mm	Version	Part Number
 <p>Male Thread</p>	G 1/8	14		36	7		16			blank	50KAAW10MPXS
	G 1/8	14		36	7		16			nickel plated	50KAAW10MPNS
	G 1/4	17		38	9		16			blank	50KAAW13MPXS
	G 1/4	17		38	9		16			nickel plated	50KAAW13MPNS
 <p>Female Thread</p>	G 1/8	14		36	9		16			blank	50KAIW10MPXS
	G 1/8	14		36	9		16			nickel plated	50KAIW10MPNS
	G 1/4	17		38	9		16			blank	50KAIW13MPXS
	G 1/4	17		38	9		16			nickel plated	50KAIW13MPNS
 <p>Hose Barb</p>	4 mm	14		46	17		16			blank	50KATF04MPXS
	4 mm	14		46	17		16			nickel plated	50KATF04MPNS
	6 mm	14		46	17		16			blank	50KATF06MPXS
	6 mm	14		46	17		16			nickel plated	50KATF06MPNS



Plugs – without valve

Series 50KA

	Connection A	HEX mm	HEX1 mm	L mm	L1 mm	L2 mm	D mm	B mm	G mm	Version	Part Number
 <p>Male Thread</p>	G 1/8	14		30	7					blank	50SFAW10MXX
	G 1/8	14		30	7					nickel plated	50SFAW10MXN
 <p>Female Thread</p>	G 1/8	14		30	7					blank	50SFIW10MXX
	G 1/8	14		30	7					nickel plated	50SFIW10MXN
 <p>Hose Barb</p>	4 mm	7		35	13					blank	50SFTF04MXX
	4 mm	7		35	13					nickel plated	50SFTF04MXN
	6 mm	7		35	13					blank	50SFTF06MXX
	6 mm	7		35	13					nickel plated	50SFTF06MXN

**Other designs in series 20**

The following other designs can be found from page:

- Stainless Steel P. 180
- Medical Technology (NP) P. 250

Technical Description

Mini industrial coupling with internationally used profile. Frequent use in medical technology and chemistry/pharmacy.

Coupling system with single-hand operation. High flow despite small dimensions plus many applications with a variety of media.

Working Temperature*

-20°C up to +100°C (NBR) depending on the medium.

* For temperatures below -20°C and over +100°C and depending on the medium, other seal variants (FKM, EPDM, FFKM) are available.

**Working Pressure****

35 bar

** maximum static working pressure with safety factor 4 to 1.

35 bar

Features

- Low pressure drop

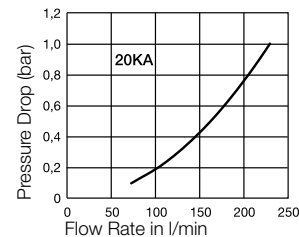
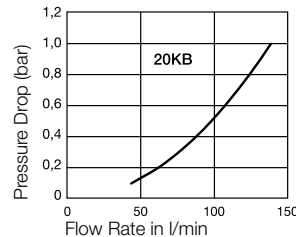
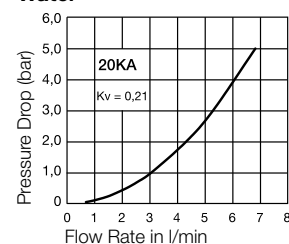
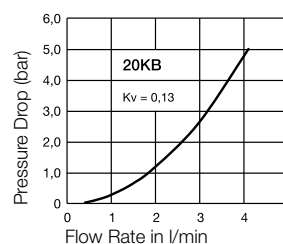
Material

Coupling: Brass
Plug: Brass
Seals: NBR

Coupling: Brass
Plug: Brass
Seals: NBR

Interchangeability

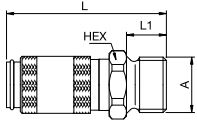
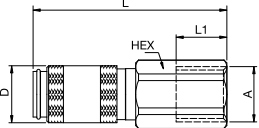
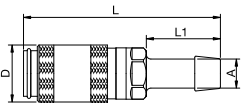
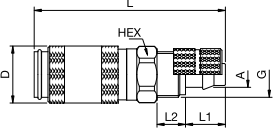
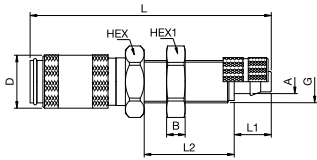
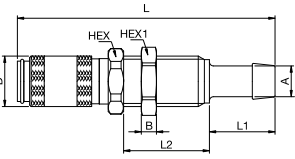
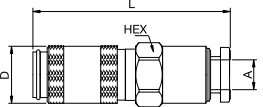
- Walther 06-003

Flow diagrams**Air****Air****Water****Water**



Couplings – with valve

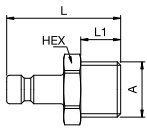
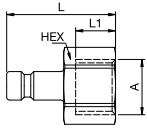
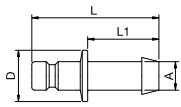
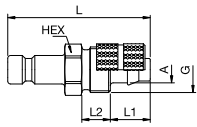
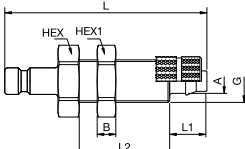
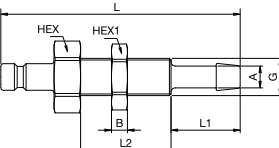
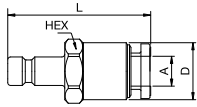
Series 20KA

	Connection A	HEX mm	HEX1 mm	L mm	L1 mm	L2 mm	D mm	B mm	G mm	Version	Part Number
 <p>Male Thread</p>	M 5	9		26	5		10			blank	20KAAM05MPX
	M 5	9		26	5		10			nickel plated	20KAAM05MPN
	G 1/8	11		28	7		10			blank	20KAAW10MPX
	G 1/8	11		28	7		10			nickel plated	20KAAW10MPN
 <p>Female Thread</p>	M 5	9		26	5		10			blank	20KAIM05MPX
	M 5	9		26	5		10			nickel plated	20KAIM05MPN
	G 1/8	12		28	7		10			blank	20KAIW10MPX
	G 1/8	12		28	7		10			nickel plated	20KAIW10MPN
 <p>Hose Barb</p>	3 mm			35	13		10			blank	20KATF03MPX
	3 mm			35	13		10			nickel plated	20KATF03MPN
	4 mm			35	13		10			blank	20KATF04MPX
	4 mm			35	13		10			nickel plated	20KATF04MPN
	5 mm			34	13		10			blank	20KATF05MPX
	5 mm			34	13		10			nickel plated	20KATF05MPN
 <p>with Plastic Hose Connection</p>	3 x 4 mm	9		34	7	5	10		M 7 x 0,5	blank	20KAKO04MPX
	3 x 4 mm	9		34	7	5	10		M 7 x 0,5	nickel plated	20KAKO04MPN
	3 x 5 mm	9		34	7	5	10		M 7 x 0,5	blank	20KAKO05MPX
	3 x 5 mm	9		34	7	5	10		M 7 x 0,5	nickel plated	20KAKO05MPN
	4 x 6 mm	9		34	7	5	10		M 8 x 0,5	blank	20KAKO06MPX
	4 x 6 mm	9		34	7	5	10		M 8 x 0,5	nickel plated	20KAKO06MPN
 <p>Panel Mount with Plastic Hose Connection</p>	3 x 4 mm	12	11	45	7	17	10	3	M 7 x 0,5	blank	20KAKS04MPX
	3 x 4 mm	12	11	45	7	17	10	3	M 7 x 0,5	nickel plated	20KAKS04MPN
	3 x 5 mm	12	11	45	7	17	10	3	M 7 x 0,5	blank	20KAKS05MPX
	3 x 5 mm	12	11	45	7	17	10	3	M 7 x 0,5	nickel plated	20KAKS05MPN
	4 x 6 mm	12	11	45	7	12	10	3	M 8 x 0,5	blank	20KAKS06MPX
	4 x 6 mm	12	11	45	7	12	10	3	M 8 x 0,5	nickel plated	20KAKS06MPN
 <p>Panel Mount with Hose Barb</p>	3 mm	12	11	51	13	17	10	3	M 7 x 0,5	blank	20KATS03MPX
	3 mm	12	11	51	13	17	10	3	M 7 x 0,5	nickel plated	20KATS03MPN
	4 mm	12	11	51	13	17	10	3	M 7 x 0,5	blank	20KATS04MPX
	4 mm	12	11	51	13	17	10	3	M 7 x 0,5	nickel plated	20KATS04MPN
	6 mm	12	12	51	13	17	10	3	M 10 x 1	blank	20KATS06MPX
	6 mm	12	12	51	13	17	10	3	M 10 x 1	nickel plated	20KATS06MPN
 <p>Push-In</p>	4 mm	10		35			10			nickel plated	20KARP04MPN

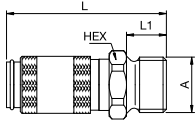
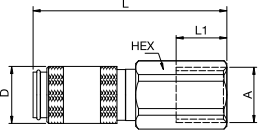
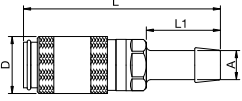
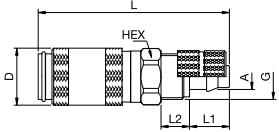
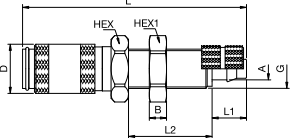
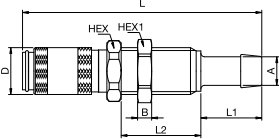


Plugs – without valve

Series 20KA

	Connection A	HEX mm	HEX1 mm	L mm	L1 mm	L2 mm	D mm	B mm	G mm	Version	Part Number
 <p>Male Thread</p>	M 5	7		18	5					blank	20SFAM05MXX
	M 5	7		18	5					nickel plated	20SFAM05MXN
	G 1/8	11		20	7					blank	20SFAW10MXX
	G 1/8	11		20	7					nickel plated	20SFAW10MXN
 <p>Female Thread</p>	M 5	7		17	5					blank	20SFIM05MXX
	M 5	7		17	5					nickel plated	20SFIM05MXN
	G 1/8	12		19	7					blank	20SFIW10MXX
	G 1/8	12		19	7					nickel plated	20SFIW10MXN
 <p>Hose Barb</p>	3 mm			24	13		7			blank	20SFTF03MXX
	3 mm			24	13		7			nickel plated	20SFTF03MXN
	4 mm			24	13		7			blank	20SFTF04MXX
	4 mm			24	13		7			nickel plated	20SFTF04MXN
	5 mm			22	13		9			blank	20SFTF05MXX
	5 mm			22	13		9			nickel plated	20SFTF05MXN
 <p>with Plastic Hose Connection</p>	3 x 4 mm	7		25	7	5			M 7 x 0,5	blank	20SFKO04MXX
	3 x 4 mm	7		25	7	5			M 7 x 0,5	nickel plated	20SFKO04MXN
	3 x 5 mm	7		25	7	5			M 7 x 0,5	blank	20SFKO05MXX
	3 x 5 mm	7		25	7	5			M 7 x 0,5	nickel plated	20SFKO05MXN
	4 x 6 mm	8		25	7	5			M 8 x 0,5	blank	20SFKO06MXX
	4 x 6 mm	8		25	7	5			M 8 x 0,5	nickel plated	20SFKO06MXN
 <p>Panel Mount with Plastic Hose Connection</p>	3 x 4 mm	11	11	38	7	17		3	M 7 x 0,5	blank	20SFKS04MXX
	3 x 4 mm	11	11	38	7	17		3	M 7 x 0,5	nickel plated	20SFKS04MXN
	3 x 5 mm	11	11	38	7	17		3	M 7 x 0,5	blank	20SFKS05MXX
	3 x 5 mm	11	11	38	7	17		3	M 7 x 0,5	nickel plated	20SFKS05MXN
	4 x 6 mm	12	12	38	7	17		3	M 8 x 0,5	blank	20SFKS06MXX
	4 x 6 mm	12	12	38	7	17		3	M 8 x 0,5	nickel plated	20SFKS06MXN
 <p>Panel Mount with Hose Barb</p>	3 mm	12	11	45	13	18		3,5	M 7 x 0,5	blank	20SFST03MXX
	3 mm	12	11	45	13	18		3,5	M 7 x 0,5	nickel plated	20SFST03MXN
	4 mm	12	11	45	13	17		3	M 7 x 0,5	blank	20SFST04MXX
	4 mm	12	11	45	13	17		3	M 7 x 0,5	nickel plated	20SFST04MXN
 <p>Push-In</p>	4 mm	10		35			10			nickel plated	20SFRP04MPN



	Connection A	HEX mm	HEX1 mm	L mm	L1 mm	L2 mm	D mm	B mm	G mm	Version	Part Number
 <p>Male Thread</p>	M 5	9		26	5		10			blank	20KBAM05MPX
	M 5	9		26	5		10			nickel plated	20KBAM05MPN
	G 1/8	11		28	7		10			blank	20KBAW10MPX
	G 1/8	11		28	7		10			nickel plated	20KBAW10MPN
 <p>Female Thread</p>	M 5	9		26	5		10			blank	20KBIM05MPX
	M 5	9		26	5		10			nickel plated	20KBIM05MPN
	G 1/8	12		28	7		10			blank	20KBIW10MPX
	G 1/8	12		28	7		10			nickel plated	20KBIW10MPN
 <p>Hose Barb</p>	3 mm			35	13		10			blank	20KBTF03MPX
	3 mm			35	13		10			nickel plated	20KBTF03MPN
	4 mm			35	13		10			blank	20KBTF04MPX
	4 mm			35	13		10			nickel plated	20KBTF04MPN
	5 mm			34	13		10			blank	20KBTF05MPX
	5 mm			34	13		10			nickel plated	20KBTF05MPN
 <p>with Plastic Hose Connection</p>	3 x 4 mm	9		34	7	5	10		M 7 x 0,5	blank	20KBKO04MPX
	3 x 4 mm	9		34	7	5	10		M 7 x 0,5	nickel plated	20KBKO04MPN
	3 x 5 mm	9		34	7	5	10		M 7 x 0,5	blank	20KBKO05MPX
	3 x 5 mm	9		34	7	5	10		M 7 x 0,5	nickel plated	20KBKO05MPN
	4 x 6 mm	9		34	7	5	10		M 8 x 0,5	blank	20KBKO06MPX
	4 x 6 mm	9		34	7	5	10		M 8 x 0,5	nickel plated	20KBKO06MPN
 <p>Panel Mount with Plastic Hose Connection</p>	3 x 4 mm	12	11	45	7	17	10	3	M 7 x 0,5	blank	20KBKS04MPX
	3 x 4 mm	12	11	45	7	17	10	3	M 7 x 0,5	nickel plated	20KBKS04MPN
	3 x 5 mm	12	11	45	7	17	10	3	M 7 x 0,5	blank	20KBKS05MPX
	3 x 5 mm	12	11	45	7	17	10	3	M 7 x 0,5	nickel plated	20KBKS05MPN
	4 x 6 mm	12	12	45	7	17	10	3,5	M 8 x 0,5	blank	20KBKS06MPX
	4 x 6 mm	12	12	45	7	17	10	3,5	M 8 x 0,5	nickel plated	20KBKS06MPN
 <p>Panel Mount with Hose Barb</p>	3 mm	12	11	51	13	17	10	3	M 7 x 0,5	blank	20KBTS03MPX
	3 mm	12	11	51	13	17	10	3	M 7 x 0,5	nickel plated	20KBTS03MPN
	4 mm	12	11	51	13	17	10	3	M 7 x 0,5	blank	20KBTS04MPX
	4 mm	12	11	51	13	17	10	3	M 7 x 0,5	nickel plated	20KBTS04MPN



Plugs – with valve

Series 20KB

	Connection A	HEX mm	HEX1 mm	L mm	L1 mm	L2 mm	D mm	B mm	G mm	Version	Part Number
<p>Male Thread</p>	M 5	9		28	5					blank	20SBAM05MPX
	M 5	9		28	5					nickel plated	20SBAM05MPN
	G 1/8	11		30	7					blank	20SBAW10MPX
	G 1/8	11		30	7					nickel plated	20SBAW10MPN
<p>Female Thread</p>	M 5	9		26	5					blank	20SBIM05MPX
	M 5	9		26	5					nickel plated	20SBIM05MPN
	G 1/8	12		30	7					blank	20SBIW10MPX
	G 1/8	12		30	7					nickel plated	20SBIW10MPN
<p>Hose Barb</p>	3 mm	8		36	13					blank	20SBTF03MPX
	3 mm	8		36	13					nickel plated	20SBTF03MPN
	4 mm	8		36	13					blank	20SBTF04MPX
	4 mm	8		36	13					nickel plated	20SBTF04MPN
	5 mm	8		36	13					blank	20SBTF05MPX
	5 mm	8		36	13					nickel plated	20SBTF05MPN
<p>with Plastic Hose Connection</p>	3 x 4 mm	9		30,5	7	5			M 7 x 0,5	blank	20SBKO04MPX
	3 x 4 mm	9		30,5	7	5			M 7 x 0,5	nickel plated	20SBKO04MPN
	3 x 5 mm	9		30,5	7	5			M 7 x 0,5	blank	20SBKO05MPX
	3 x 5 mm	9		30,5	7	5			M 7 x 0,5	nickel plated	20SBKO05MPN
	4 x 6 mm	9		30,5	7	5			M 8 x 0,5	blank	20SBKO06MPX
	4 x 6 mm	9		30,5	7	5			M 8 x 0,5	nickel plated	20SBKO06MPN
<p>Panel Mount with Plastic Hose Connection</p>	3 x 4 mm	12	11	46,5	7	17		3	M 7 x 0,5	blank	20SBKS04MPX
	3 x 4 mm	12	11	46,5	7	17		3	M 7 x 0,5	nickel plated	20SBKS04MPN
	3 x 5 mm	12	11	46,5	7	17		3	M 7 x 0,5	blank	20SBKS05MPX
	3 x 5 mm	12	11	46,5	7	17		3	M 7 x 0,5	nickel plated	20SBKS05MPN
	4 x 6 mm	12	12	46,5	7	17		3,5	M 8 x 0,5	blank	20SBKS06MPX
	4 x 6 mm	12	12	46,5	7	17		3,5	M 8 x 0,5	nickel plated	20SBKS06MPN
<p>Panel Mount with Hose Barb</p>	3 mm	12	11	52,5	13	17		3	M 7 x 0,5	blank	20SBTS03MPX
	3 mm	12	11	52,5	13	17		3	M 7 x 0,5	nickel plated	20SBTS03MPN
	4 mm	12	11	52,5	13	17		3	M 7 x 0,5	blank	20SBTS04MPX
	4 mm	12	11	52,5	13	17		3	M 7 x 0,5	nickel plated	20SBTS04MPN
	6 mm	12	12	46,5	13	17		3	M 10 x 1	blank	20SBTS06MPX
	6 mm	12	12	46,5	13	17		3	M 10 x 1	nickel plated	20SBTS06MPN

Nominal Diameter

4 = 12,5 mm²

Rectus Series

204



Other designs in series 204

The following other designs can be found from page:

► Stainless Steel P. 190

Technical Description

Leak-free coupling system for applications in sensitive environments, for example in analysis technology, in cooling systems, in transport systems and many applications with aggressive media.

Coupling system with single-hand operation, extremely low leakage rates and minimal dead space volume. Absolutely no air pockets when coupling and only a barely noticeable film of the medium being channelled on the valve bodies when uncoupling. Ergonomic sleeve design. Low coupling forces. Valve body protected by collar design.

Working Temperature*

-20°C up to +100°C (NBR) depending on the medium.

* For temperatures below -20°C and over +100°C and depending on the medium, other seal variants (FKM, EPDM, FFKM) are available.



Working Pressure**

15 bar

** maximum static working pressure with safety factor 4 to 1.

Material

Coupling: Brass nickel plated

Plug: Brass nickel plated

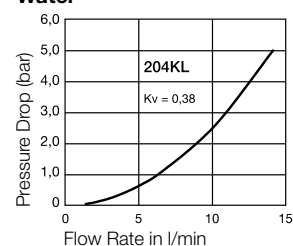
Seals: NBR

Interchangeability

• Rectus Design

Flow diagrams

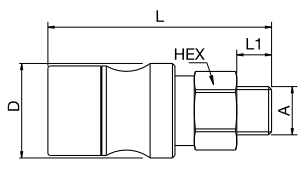
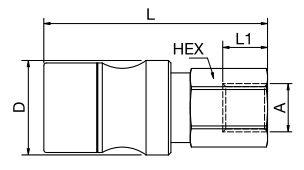
Water





Couplings – flat-sealing

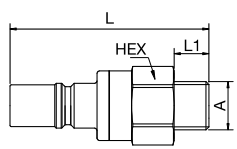
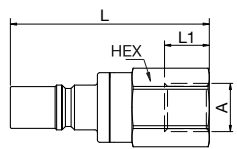
Series 204KL

	Connection A	HEX mm	HEX1 mm	L mm	L1 mm	L2 mm	D mm	B mm	G mm	Version	Part Number
 <p>Male Thread</p>	G 1/8	14		45	7		19				204KLAW10MPN
	G 1/4	17		47	9		19				204KLAW13MPN
 <p>Female Thread</p>	G 1/8	14		45	9		19				204KLIW10MPN
	G 1/4	17		47	9		19				204KLIW13MPN



Plugs – flat-sealing

Series 204KL

	Connection A	HEX mm	HEX1 mm	L mm	L1 mm	L2 mm	D mm	B mm	G mm	Version	Part Number
 <p>Male Thread</p>	G 1/8	14		40	7						204SLAW10MPN
	G 1/4	17		42	9						204SLAW13MPN
 <p>Female Thread</p>	G 1/8	14		40	9						204SLIW10MPN
	G 1/4	17		42	7						204SLIW13MPN

5 = 20 mm²**17****Technical Description**

Brass/steel industrial coupling with English profile specifically suited to compressed air applications in industry.

Coupling system with single-hand operation. UltraFlo valve for optimum flow and low pressure drop. Versatile due to slim design and light weight.

Working Temperature*

-20°C up to +100°C (NBR)
depending on the medium.

* For temperatures below -20°C and over +100°C and depending on the medium, other seal variants (FKM, EPDM, FFKM) are available.

**Working Pressure****

35 bar

** maximum static working pressure with safety factor 4 to 1.

Material

Coupling: Brass nickel plated,
Steel zinc plated

Plug: Steel nickel plated

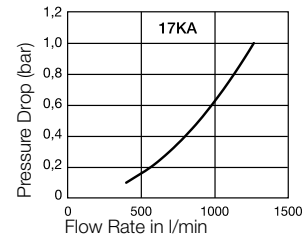
Seals: NBR

Interchangeability

- Schrader DN 5

Flow diagrams

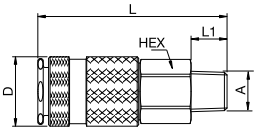
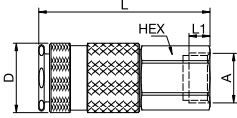
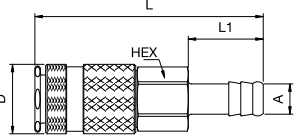
Air





Couplings – with valve

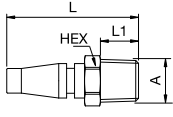
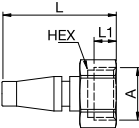
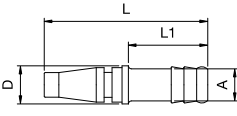
Series 17KA

	Connection A	HEX mm	HEX1 mm	L mm	L1 mm	L2 mm	D mm	B mm	G mm	Version	Part Number
 <p>Male Thread</p>	R 1/4	19		63	12		23				17KAAK13SPN
	R 3/8	19		62	12		23				17KAAK17SPN
	R 1/2	22		63	17		23				17KAAK21SPN
 <p>Female Thread</p>	G 1/4	19		58	9		23				17KAIW13SPN
	G 3/8	19		57	9		23				17KAIW17SPN
	G 1/2	24		60	12		23				17KAIW21SPN
 <p>Hose Barb</p>	6 mm	19		76	25		23				17KATF06SPN
	8 mm	19		76	25		23				17KATF08SPN
	10 mm	19		76	25		23				17KATF10SPN
	13 mm	19		76	25		23				17KATF13SPN



Plugs – without valve

Series 17KA

	Connection A	HEX mm	HEX1 mm	L mm	L1 mm	L2 mm	D mm	B mm	G mm	Version	Part Number
 <p>Male Thread</p>	R 1/8	11		37	9						17SFAK10SXN
	R 1/4	14		42	12						17SFAK13SXN
 <p>Female Thread</p>	G 1/8	14		33	7						17SFIW10SXN
	G 1/4	17		36	9						17SFIW13SXN
 <p>Hose Barb</p>	6 mm			58	25		12				17SFTF06SXN
	8 mm			52	25		12				17SFTF08SXN
	10 mm			52	25		12				17SFTF10SXN

5 = 20 mm²**21****Technical Description**

Mini industrial coupling with the world's most popular profile in this nominal diameter. Above average flow performance for liquid and gaseous media. Coupling system with single-hand operation. Small dimensions and large band width in materials and valve variants.

Dust Protections  (P. 319)
for Coupling Part.-No. SK16S

Working Temperature*

-20°C up to +100°C (NBR)
depending on the medium.

* For temperatures below -20°C and over +100°C and depending on the medium, other seal variants (FKM, EPDM, FFKM) are available.

Other designs in series 21

The following other designs can be found from page:

- | | |
|---------------------------|--------|
| ▶ Stainless Steel | P. 192 |
| ▶ Thermoplastic | P. 232 |
| ▶ Medical Technology (MD) | P. 256 |
| ▶ Safety | P. 270 |
| ▶ Coded Systems | P. 298 |

**Working Pressure****

35 bar

** maximum static working pressure with safety factor 4 to 1.



35 bar



8 bar

Features

- Minimal, almost imperceptible leakage when uncoupling
- No air locked into the system during the coupling process

Material

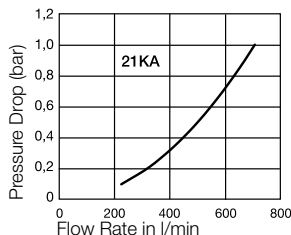
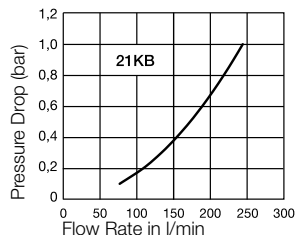
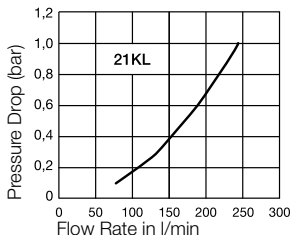
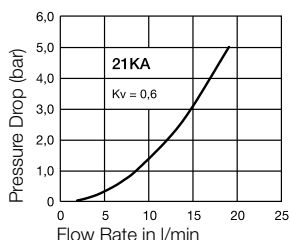
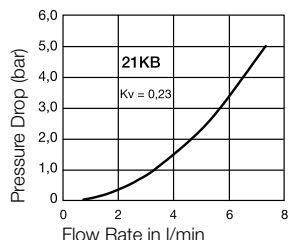
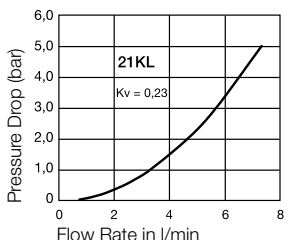
Coupling: Brass
Plug: Brass
Seals: NBR

Coupling: Brass
Plug: Brass
Seals: NBR

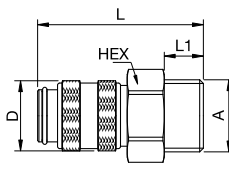
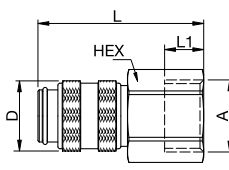
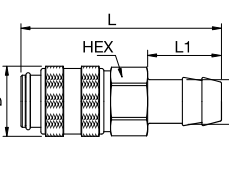
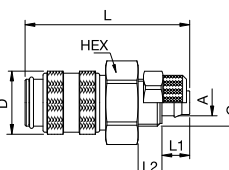
Coupling: Brass
Plug: Brass
Seals: NBR

Interchangeability

- Rectus 90
- Camozzi
- Ewo
- Kani

Flow diagrams**Air****Air****Air****Water****Water****Water**

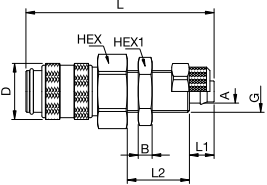
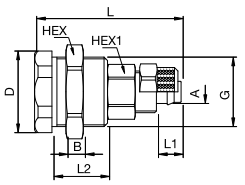
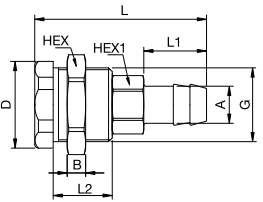
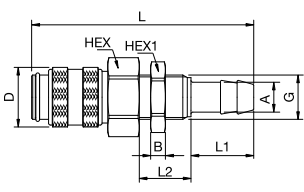
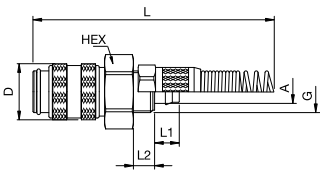


	Connection A	HEX mm	HEX1 mm	L mm	L1 mm	L2 mm	D mm	B mm	G mm	Version	Part Number
 <p>Male Thread</p>	G 1/8	14		36	7		16			blank	21KAAW10MPX
	G 1/8	14		36	7		16			nickel plated	21KAAW10MPN
	G 1/4	17		38	9		16			blank	21KAAW13MPX
	G 1/4	17		38	9		16			nickel plated	21KAAW13MPN
	G 3/8	19		38	9		16			blank	21KAAW17MPX
	G 3/8	19		38	9		16			nickel plated	21KAAW17MPN
	M 12 x 1,5	17		39	10		16			blank	21KAAD12MPX
	M 12 x 1,5	17		39	10		16			nickel plated	21KAAD12MPN
M 14 x 1,5	17		39	10		16			blank	21KAAD14MPX	
M 14 x 1,5	17		39	10		16			nickel plated	21KAAD14MPN	
 <p>Female Thread</p>	G 1/8	14		36	9		16			blank	21KAIW10MPX
	G 1/8	14		36	9		16			nickel plated	21KAIW10MPN
	G 1/4	17		38	9		16			blank	21KAIW13MPX
	G 1/4	17		38	9		16			nickel plated	21KAIW13MPN
	G 3/8	19		38	9		16			blank	21KAIW17MPX
	G 3/8	19		38	9		16			nickel plated	21KAIW17MPN
	M 12 x 1,5	17		38	6		16			blank	21KAIM12MPX
	M 12 x 1,5	17		38	6		16			nickel plated	21KAIM12MPN
M 14 x 1,5	17		38	6		16			blank	21KAIM14MPX	
M 14 x 1,5	17		38	6		16			nickel plated	21KAIM14MPN	
 <p>Hose Barb</p>	4 mm	14		46	17		16			blank	21KATF04MPX
	4 mm	14		46	17		16			nickel plated	21KATF04MPN
	6 mm	14		46	17		16			blank	21KATF06MPX
	6 mm	14		46	17		16			nickel plated	21KATF06MPN
	8 mm	14		46	17		16			blank	21KATF08MPX
	8 mm	14		46	17		16			nickel plated	21KATF08MPN
	9 mm	14		46	17		16			blank	21KATF09MPX
	9 mm	14		46	17		16			nickel plated	21KATF09MPN
	10 mm	14		46	17		16			blank	21KATF10MPX
	10 mm	14		46	17		16			nickel plated	21KATF10MPN
6 mm Parker	14		50	20		16			blank	21KATP06MPX	
6 mm Parker	14		50	20		16			nickel plated	21KATP06MPN	
 <p>with Plastic Hose Connection</p>	4 x 6 mm	14		42	7	6	16		M 10 x 1	blank	21KAKO06MPX
	4 x 6 mm	14		42	7	6	16		M 10 x 1	nickel plated	21KAKO06MPN
	6 x 8 mm	14		42	7	6	16		M 12 x 1	blank	21KAKO08MPX
	6 x 8 mm	14		42	7	6	16		M 12 x 1	nickel plated	21KAKO08MPN



Couplings – with valve

Series 21KA

	Connection A	HEX mm	HEX1 mm	L mm	L1 mm	L2 mm	D mm	B mm	G mm	Version	Part Number
 <p>Panel Mount with Plastic Hose Connection</p>	4 x 6 mm	14	12	54	7	18	16	3	M 10 x 1	blank	21KAKS06MPX
	4 x 6 mm	14	12	54	7	18	16	3	M 10 x 1	nickel plated	21KAKS06MPN
	6 x 8 mm	17	17	54	7	18	16	4	M 12 x 1	blank	21KAKS08MPX
	6 x 8 mm	17	17	54	7	18	16	4	M 12 x 1	nickel plated	21KAKS08MPN
 <p>Panel Mount for Plastic Hose Connection for Front Panel Installation</p>	4 x 6 mm	22	24	42	7	16	24	5	M 20 x 1	blank	21KAKE06MPX
	4 x 6 mm	22	24	42	7	16	24	5	M 20 x 1	nickel plated	21KAKE06MPN
	6 x 8 mm	22	24	42	7	16	24	5	M 20 x 1	blank	21KAKE08MPX
	6 x 8 mm	22	24	42	7	16	24	5	M 20 x 1	nickel plated	21KAKE08MPN
 <p>Panel Mount for Hose Barb for Front Panel Installation</p>	4 mm	22	24	46	17	16	24	5	M 20 x 1	blank	21KATE04MPX
	4 mm	22	24	46	17	16	24	5	M 20 x 1	nickel plated	21KATE04MPN
	6 mm	22	24	46	17	16	24	5	M 20 x 1	blank	21KATE06MPX
	6 mm	22	24	46	17	16	24	5	M 20 x 1	nickel plated	21KATE06MPN
	8 mm	22	24	46	17	16	24	5	M 20 x 1	blank	21KATE08MPX
	8 mm	22	24	46	17	16	24	5	M 20 x 1	nickel plated	21KATE08MPN
	9 mm	22	24	46	17	16	24	5	M 20 x 1	blank	21KATE09MPX
	9 mm	22	24	46	17	16	24	5	M 20 x 1	nickel plated	21KATE09MPN
	10 mm	22	24	46	17	16	24	5	M 20 x 1	blank	21KATE10MPX
	10 mm	22	24	46	17	16	24	5	M 20 x 1	nickel plated	21KATE10MPN
 <p>Panel Mount with Hose Barb</p>	4 mm	12	12	60	17	14	16	4	M 10 x 1	blank	21KATS04MPX
	4 mm	12	12	60	17	14	16	4	M 10 x 1	nickel plated	21KATS04MPN
	5 mm	17	17	60	17	14	16	4	M 12 x 1	blank	21KATS05MPX
	5 mm	17	17	60	17	14	16	4	M 12 x 1	nickel plated	21KATS05MPN
	6 mm	17	17	60	17	14	16	4	M 12 x 1	blank	21KATS06MPX
	6 mm	17	17	60	17	14	16	4	M 12 x 1	nickel plated	21KATS06MPN
	8 mm	17	17	60	17	14	16	4	M 12 x 1	blank	21KATS08MPX
	8 mm	17	17	60	17	14	16	4	M 12 x 1	nickel plated	21KATS08MPN
	9 mm	17	19	60	17	14	16	4	M 14 x 1	blank	21KATS09MPX
	9 mm	17	19	60	17	14	16	4	M 14 x 1	nickel plated	21KATS09MPN
 <p>Plastic Hose Connection with Spring Guard</p>	4 x 6 mm	14		125	7	6	16		M 10 x 1	blank	21KAKK06MPX
	4 x 6 mm	14		125	7	6	16		M 10 x 1	nickel plated	21KAKK06MPN
	6 x 8 mm	14		130	7	6	16		M 10 x 1	blank	21KAKK08MPX
	6 x 8 mm	14		130	7	6	16		M 10 x 1	nickel plated	21KAKK08MPN

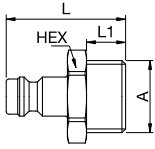
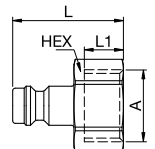
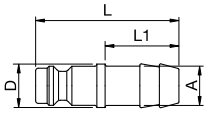


Plugs – without valve

Series 21KA

Brass/Steel

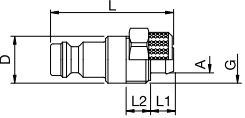
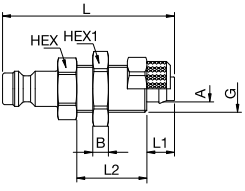
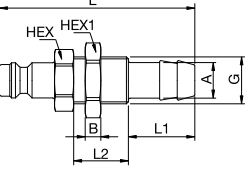
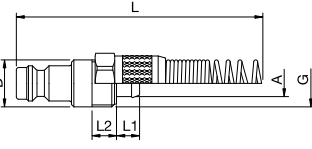
Low Pressure

	Connection A	HEX mm	HEX1 mm	L mm	L1 mm	L2 mm	D mm	B mm	G mm	Version	Part Number
 <p>Male Thread</p>	G 1/8	14		25	7					blank	21SFAW10MXX
	G 1/8	14		25	7					nickel plated	21SFAW10MXN
	G 1/4	17		28	9					blank	21SFAW13MXX
	G 1/4	17		28	9					nickel plated	21SFAW13MXN
	G 3/8	17		28	9					blank	21SFAW17MXX
	G 3/8	17		28	9					nickel plated	21SFAW17MXN
	M 10 x 1	14		26	8					blank	21SFAD10MXX
	M 10 x 1	14		26	8					nickel plated	21SFAD10MXN
	M 12 x 1,5	17		28	10					blank	21SFAD12MXX
	M 12 x 1,5	17		28	10					nickel plated	21SFAD12MXN
	M 14 x 1,5	17		28	10					blank	21SFAD14MXX
	M 14 x 1,5	17		28	10					nickel plated	21SFAD14MXN
 <p>Female Thread</p>	G 1/8	14		25	8					blank	21SFIW10MXX
	G 1/8	14		25	8					nickel plated	21SFIW10MXN
	G 1/4	17		25	9					blank	21SFIW13MXX
	G 1/4	17		25	9					nickel plated	21SFIW13MXN
	G 3/8	19		26	9					blank	21SFIW17MXX
	G 3/8	19		26	9					nickel plated	21SFIW17MXN
	M 10 x 1	14		26	9					blank	21SFIM10MXX
	M 10 x 1	14		26	9					nickel plated	21SFIM10MXN
	M 12 x 1,5	17		27	10					blank	21SFIM12MXX
	M 12 x 1,5	17		27	10					nickel plated	21SFIM12MXN
	M 14 x 1,5	17		27	10					blank	21SFIM14MXX
	M 14 x 1,5	17		27	10					nickel plated	21SFIM14MXN
 <p>Hose Barb</p>	4 mm			32	17		9			blank	21SFTF04MXX
	4 mm			32	17		9			nickel plated	21SFTF04MXN
	5 mm			32	17		9			blank	21SFTF05MXX
	5 mm			32	17		9			nickel plated	21SFTF05MXN
	6 mm			32	17		9			blank	21SFTF06MXX
	6 mm			32	17		9			nickel plated	21SFTF06MXN
	8 mm			32	17		9			blank	21SFTF08MXX
	8 mm			32	17		9			nickel plated	21SFTF08MXN
	9 mm			33	17		10			blank	21SFTF09MXX
	9 mm			33	17		10			nickel plated	21SFTF09MXN
	10 mm			33	17		12			blank	21SFTF10MXX
	10 mm			33	17		12			nickel plated	21SFTF10MXN
	6 mm Parker			36	20		16			blank	21SFTP06MXX
	6 mm Parker			36	20		16			nickel plated	21SFTP06MXN

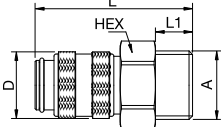
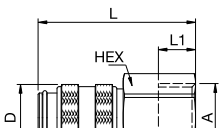
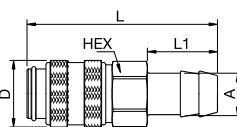
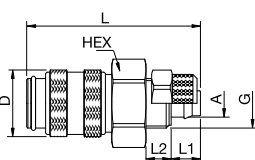


Plugs – without valve

Series 21KA

	Connection A	HEX mm	HEX1 mm	L mm	L1 mm	L2 mm	D mm	B mm	G mm	Version	Part Number	
 <p>with Plastic Hose Connection</p>	4 x 6 mm			32	6	6	10		M 10 x 1	blank	21SFKO06MXX	
	4 x 6 mm			32	6	6	10		M 10 x 1	nickel plated	21SFKO06MXN	
	6 x 8 mm			32	6	6	12		M 12 x 1	blank	21SFKO08MXX	
	6 x 8 mm			32	6	6	12		M 12 x 1	nickel plated	21SFKO08MXN	
	8 x 10 mm	17		36	9	8			M 16 x 1	blank	21SFKO10MXX	
	8 x 10 mm	17		36	9	8			M 16 x 1	nickel plated	21SFKO10MXN	
	8 x 12 mm	17		36	9	8			M 16 x 1	blank	21SFKO12MXXS	
	8 x 12 mm	17		36	9	8			M 16 x 1	nickel plated	21SFKO12MXNS	
 <p>Panel Mount with Plastic Hose Connection</p>	4 x 6 mm	14	12	43	7	18		3	M 10 x 1	blank	21SFKS06MXX	
	4 x 6 mm	14	12	43	7	18		3	M 10 x 1	nickel plated	21SFKS06MXN	
	6 x 8 mm	14	17	44	7	18		4	M 12 x 1	blank	21SFKS08MXX	
	6 x 8 mm	14	17	44	7	18		4	M 12 x 1	nickel plated	21SFKS08MXN	
 <p>Panel Mount with Hose Barb</p>	4 mm	14	14	50	17	14		4	M 10 x 1	blank	21SFTS04MXX	
	4 mm	14	14	50	17	14		4	M 10 x 1	nickel plated	21SFTS04MXN	
	5 mm	14	17	50	17	14		4	M 12 x 1	blank	21SFTS05MXX	
	5 mm	14	17	50	17	14		4	M 12 x 1	nickel plated	21SFTS05MXN	
	6 mm	14	17	50	17	14		4	M 12 x 1	blank	21SFTS06MXX	
	6 mm	14	17	50	17	14		4	M 12 x 1	nickel plated	21SFTS06MXN	
	8 mm	14	17	50	17	14		4	M 12 x 1	blank	21SFTS08MXX	
	8 mm	14	17	50	17	14		4	M 12 x 1	nickel plated	21SFTS08MXN	
	9 mm	14	17	50	17	14		4	M 12 x 1	blank	21SFTS09MXX	
	9 mm	14	17	50	17	14		4	M 12 x 1	nickel plated	21SFTS09MXN	
	10 mm	17	19	50	17	14		4	M 14 x 1	blank	21SFTS10MXX	
	10 mm	17	19	50	17	14		4	M 14 x 1	nickel plated	21SFTS10MXN	
 <p>Plastic Hose Connection with Spring Guard</p>	4 x 6 mm			115	6	6	10		M 10 x 1	blank	21SFKK06MXX	
	4 x 6 mm			115	6	6	10		M 10 x 1	nickel plated	21SFKK06MXN	
	6 x 8 mm			120	6	6	12		M 12 x 1	blank	21SFKK08MXX	
	6 x 8 mm			120	6	6	12		M 12 x 1	nickel plated	21SFKK08MXN	

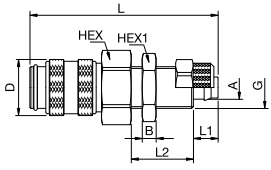
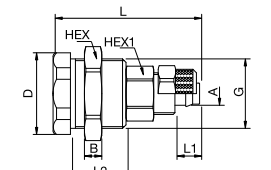
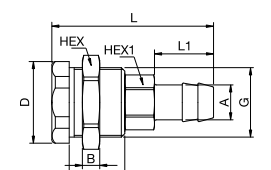
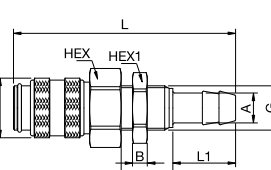
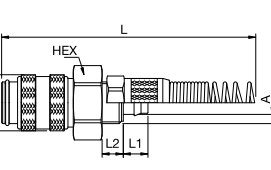


	Connection A	HEX mm	HEX1 mm	L mm	L1 mm	L2 mm	D mm	B mm	G mm	Version	Part Number	
 <p>Male Thread</p>	G 1/8	14		36	7		16			blank	21KBAW10MPX	
	G 1/8	14		36	7		16			nickel plated	21KBAW10MPN	
	G 1/4	17		38	9		16			blank	21KBAW13MPX	
	G 1/4	17		38	9		16			nickel plated	21KBAW13MPN	
	G 3/8	19		38	9		16			blank	21KBAW17MPX	
	G 3/8	19		38	9		16			nickel plated	21KBAW17MPN	
	M 10 x 1	14		37	8		16			blank	21KBAD10MPX	
	M 10 x 1	14		37	8		16			nickel plated	21KBAD10MPN	
	M 12 x 1,5	17		39	10		16			blank	21KBAD12MPX	
	M 12 x 1,5	17		39	10		16			nickel plated	21KBAD12MPN	
	M 14 x 1,5	17		39	10		16			blank	21KBAD14MPX	
	M 14 x 1,5	17		39	10		16			nickel plated	21KBAD14MPN	
 <p>Female Thread</p>	G 1/8	14		36	9		16			blank	21KBIW10MPX	
	G 1/8	14		36	9		16			nickel plated	21KBIW10MPN	
	G 1/4	17		38	9		16			blank	21KBIW13MPX	
	G 1/4	17		38	9		16			nickel plated	21KBIW13MPN	
	G 3/8	19		38	9		16			blank	21KBIW17MPX	
	G 3/8	19		38	9		16			nickel plated	21KBIW17MPN	
	M 12 x 1,5	17		38	6		16			blank	21KBIM12MPX	
	M 12 x 1,5	17		38	6		16			nickel plated	21KBIM12MPN	
	 <p>Hose Barb</p>	4 mm	14		46	17		16			blank	21KBTF04MPX
		4 mm	14		46	17		16			nickel plated	21KBTF04MPN
5 mm		14		46	17		16			blank	21KBTF05MPX	
5 mm		14		46	17		16			nickel plated	21KBTF05MPN	
6 mm		14		46	17		16			blank	21KBTF06MPX	
6 mm		14		46	17		16			nickel plated	21KBTF06MPN	
8 mm		14		46	17		16			blank	21KBTF08MPX	
8 mm		14		46	17		16			nickel plated	21KBTF08MPN	
9 mm		14		46	17		16			blank	21KBTF09MPX	
9 mm		14		46	17		16			nickel plated	21KBTF09MPN	
10 mm		14		46	17		16			blank	21KBTF10MPX	
10 mm		14		46	17		16			nickel plated	21KBTF10MPN	
6 mm Parker		14		46	17		16			blank	21KBTP06MPX	
6 mm Parker		14		46	17		16			nickel plated	21KBTP06MPN	
 <p>with Plastic Hose Connection</p>	4 x 6 mm	14		42	7	6	16		M 10 x 1	blank	21KBKO06MPX	
	4 x 6 mm	14		42	7	6	16		M 10 x 1	nickel plated	21KBKO06MPN	
	6 x 8 mm	14		42	7	6	16		M 12 x 1	blank	21KBKO08MPX	
	6 x 8 mm	14		42	7	6	16		M 12 x 1	nickel plated	21KBKO08MPN	

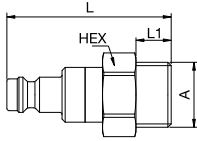
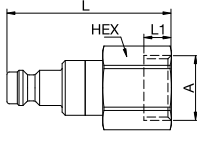
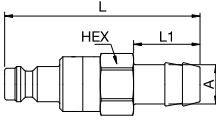
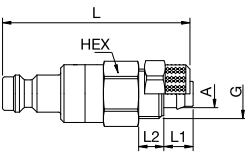


Couplings – with valve

Series 21KB

	Connection A	HEX mm	HEX1 mm	L mm	L1 mm	L2 mm	D mm	B mm	G mm	Version	Part Number
 <p>Panel Mount with Plastic Hose Connection</p>	4 x 6 mm	14	14	54	7	18	16	4	M 10 x 1	blank	21KBKS06MPX
	4 x 6 mm	14	14	54	7	18	16	4	M 10 x 1	nickel plated	21KBKS06MPN
	6 x 8 mm	17	17	54	7	18	16	4	M 12 x 1	blank	21KBKS08MPX
	6 x 8 mm	17	17	54	7	18	16	4	M 12 x 1	nickel plated	21KBKS08MPN
 <p>Panel Mount for Plastic Hose Connection for Front Panel Installation</p>	4 x 6 mm	22	24	42	7	16	24	5	M 20 x 1	blank	21KBKE06MPX
	4 x 6 mm	22	24	42	7	16	24	5	M 20 x 1	nickel plated	21KBKE06MPN
	6 x 8 mm	22	24	42	7	16	24	5	M 20 x 1	blank	21KBKE08MPX
	6 x 8 mm	22	24	42	7	16	24	5	M 20 x 1	nickel plated	21KBKE08MPN
 <p>Panel Mount for Hose Barb for Front Panel Installation</p>	4 mm	22	24	46	17	16	24	5	M 20 x 1	blank	21KBTE04MPX
	4 mm	22	24	46	17	16	24	5	M 20 x 1	nickel plated	21KBTE04MPN
	6 mm	22	24	46	17	16	24	5	M 20 x 1	blank	21KBTE06MPX
	6 mm	22	24	46	17	16	24	5	M 20 x 1	nickel plated	21KBTE06MPN
	9 mm	22	24	46	17	16	24	5	M 20 x 1	blank	21KBTE09MPX
	9 mm	22	24	46	17	16	24	5	M 20 x 1	nickel plated	21KBTE09MPN
	10 mm	22	24	46	17	16	24	5	M 20 x 1	blank	21KBTE10MPX
 <p>Panel Mount with Hose Barb</p>	4 mm	14	14	60	17	14	16	4	M 10 x 1	blank	21KBTS04MPX
	4 mm	14	14	60	17	14	16	4	M 10 x 1	nickel plated	21KBTS04MPN
	5 mm	17	17	60	17	14	16	4	M 12 x 1	blank	21KBTS05MPX
	5 mm	17	17	60	17	14	16	4	M 12 x 1	nickel plated	21KBTS05MPN
	6 mm	17	17	60	17	14	16	4	M 12 x 1	blank	21KBTS06MPX
	6 mm	17	17	60	17	14	16	4	M 12 x 1	nickel plated	21KBTS06MPN
	8 mm	17	17	60	17	14	16	4	M 12 x 1	blank	21KBTS08MPX
	8 mm	17	17	60	17	14	16	4	M 12 x 1	nickel plated	21KBTS08MPN
	9 mm	17	19	60	17	14	16	4	M 12 x 1	blank	21KBTS09MPX
 <p>Plastic Hose Connection with Spring Guard</p>	4 x 6 mm	14		125	7	6	16		M 10 x 1	blank	21KBKK06MPX
	4 x 6 mm	14		125	7	6	16		M 10 x 1	nickel plated	21KBKK06MPN
	6 x 8 mm	14		130	7	6	16		M 10 x 1	blank	21KBKK08MPX
	6 x 8 mm	14		130	7	6	16		M 10 x 1	nickel plated	21KBKK08MPN

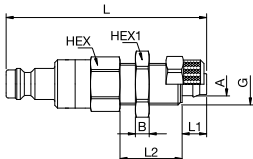
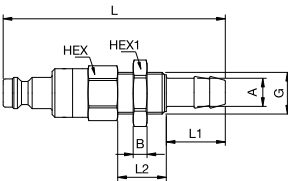
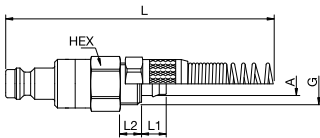


	Connection A	HEX mm	HEX1 mm	L mm	L1 mm	L2 mm	D mm	B mm	G mm	Version	Part Number	
 <p>Male Thread</p>	G 1/8	14		40	7					blank	21SBAW10MPX	
	G 1/8	14		40	7					nickel plated	21SBAW10MPN	
	G 1/4	17		42	9					blank	21SBAW13MPX	
	G 1/4	17		42	9					nickel plated	21SBAW13MPN	
	G 3/8	19		42	9					blank	21SBAW17MPX	
	G 3/8	19		42	9					nickel plated	21SBAW17MPN	
	M 10 x 1	14		41	8					blank	21SBAD10MPX	
	M 10 x 1	14		41	8					nickel plated	21SBAD10MPN	
	M 12 x 1,5	17		43	10					blank	21SBAD12MPX	
	M 12 x 1,5	17		43	10					nickel plated	21SBAD12MPN	
	M 14 x 1,5	17		43	10					blank	21SBAD14MPX	
	M 14 x 1,5	17		43	10					nickel plated	21SBAD14MPN	
 <p>Female Thread</p>	G 1/8	14		40	7					blank	21SBIW10MPX	
	G 1/8	14		40	7					nickel plated	21SBIW10MPN	
	G 1/4	17		42	7					blank	21SBIW13MPX	
	G 1/4	17		42	7					nickel plated	21SBIW13MPN	
	G 3/8	19		42	7					blank	21SBIW17MPX	
	G 3/8	19		42	7					nickel plated	21SBIW17MPN	
	M 12 x 1,5	17		42	7					blank	21SBIM12MPX	
	M 12 x 1,5	17		42	7					nickel plated	21SBIM12MPN	
	M 14 x 1,5	17		42	7					blank	21SBIM14MPX	
	M 14 x 1,5	17		42	7					nickel plated	21SBIM14MPN	
	 <p>Hose Barb</p>	4 mm	14		50	17					blank	21SBTF04MPX
		4 mm	14		50	17					nickel plated	21SBTF04MPN
5 mm		14		50	17					blank	21SBTF05MPX	
5 mm		14		50	17					nickel plated	21SBTF05MPN	
6 mm		14		50	17					blank	21SBTF06MPX	
6 mm		14		50	17					nickel plated	21SBTF06MPN	
8 mm		14		50	17					blank	21SBTF08MPX	
8 mm		14		50	17					nickel plated	21SBTF08MPN	
9 mm		14		50	17					blank	21SBTF09MPX	
9 mm		14		50	17					nickel plated	21SBTF09MPN	
10 mm		14		50	17					blank	21SBTF10MPX	
10 mm		14		50	17					nickel plated	21SBTF10MPN	
6 mm Parker		14		54	20					blank	21SBTP06MPX	
6 mm Parker		14		54	20					nickel plated	21SBTP06MPN	
 <p>with Plastic Hose Connection</p>	4 x 6 mm	14		46	7	6			M 10 x 1	blank	21SBKO06MPX	
	4 x 6 mm	14		46	7	6			M 10 x 1	nickel plated	21SBKO06MPN	
	6 x 8 mm	14		46	7	6			M 12 x 1	blank	21SBKO08MPX	
	6 x 8 mm	14		46	7	6			M 12 x 1	nickel plated	21SBKO08MPN	

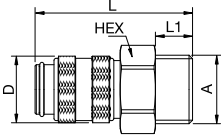
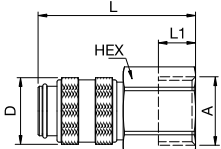
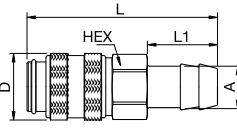
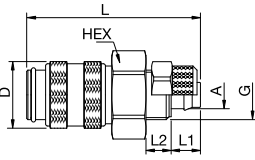
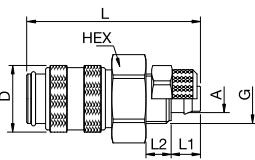


Plugs – with valve

Series 21KB

	Connection A	HEX mm	HEX1 mm	L mm	L1 mm	L2 mm	D mm	B mm	G mm	Version	Part Number
 <p>Panel Mount with Plastic Hose Connection</p>	4 x 6 mm	14	12	58	7	18		3	M 10 x 1	blank	21SBKS06MPX
	4 x 6 mm	14	12	58	7	18		3	M 10 x 1	nickel plated	21SBKS06MPN
	6 x 8 mm	17	17	58	7	18		4	M 12 x 1	blank	21SBKS08MPX
	6 x 8 mm	17	17	58	7	18		4	M 12 x 1	nickel plated	21SBKS08MPN
 <p>Panel Mount with Hose Barb</p>	4 mm	14	14	64	17	14		4	M 10 x 1	blank	21SBTS04MPX
	4 mm	14	14	64	17	14		4	M 10 x 1	nickel plated	21SBTS04MPN
	6 mm	14	17	64	17	14		4	M 12 x 1	blank	21SBTS06MPX
	6 mm	14	17	64	17	14		4	M 12 x 1	nickel plated	21SBTS06MPN
	8 mm	14	17	64	17	14		4	M 12 x 1	blank	21SBTS08MPX
	8 mm	14	17	64	17	14		4	M 12 x 1	nickel plated	21SBTS08MPN
	10 mm	14	19	64	17	14		4	M 14 x 1	blank	21SBTS10MPX
	10 mm	14	19	64	17	14		4	M 14 x 1	nickel plated	21SBTS10MPN
 <p>Plastic Hose Connection with Spring Guard</p>	4 x 6 mm	14		130	7	6			M 10 x 1	blank	21SBKK06MPX
	4 x 6 mm	14		130	7	6			M 10 x 1	nickel plated	21SBKK06MPN
	6 x 8 mm	14		135	7	6			M 12 x 1	blank	21SBKK08MPX
	6 x 8 mm	14		135	7	6			M 12 x 1	nickel plated	21SBKK08MPN

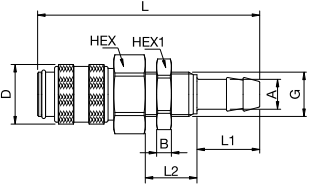
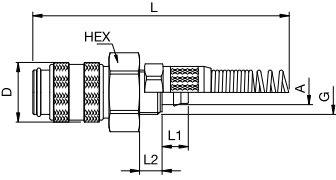


	Connection A	HEX mm	HEX1 mm	L mm	L1 mm	L2 mm	D mm	B mm	G mm	Version	Part Number	
 <p>Male Thread</p>	G 1/8	14		36	7		16			blank	21KLAW10MPX	
	G 1/8	14		36	7		16			nickel plated	21KLAW10MPN	
	G 1/4	17		38	9		16			blank	21KLAW13MPX	
	G 1/4	17		38	9		16			nickel plated	21KLAW13MPN	
	G 3/8	19		38	9		16			blank	21KLAW17MPX	
	G 3/8	19		38	9		16			nickel plated	21KLAW17MPN	
 <p>Female Thread</p>	G 1/8	14		36	9		16			blank	21KLIW10MPX	
	G 1/8	14		36	9		16			nickel plated	21KLIW10MPN	
	G 1/4	17		38	9		16			blank	21KLIW13MPX	
	G 1/4	17		38	9		16			nickel plated	21KLIW13MPN	
	G 3/8	19		38	9		16			blank	21KLIW17MPX	
	G 3/8	19		38	9		16			nickel plated	21KLIW17MPN	
	M 14 x 1,5	17		38	6		16			blank	21KLIM14MPX	
	M 14 x 1,5	17		38	6		16			nickel plated	21KLIM14MPN	
 <p>Hose Barb</p>	4 mm	14		46	17		16			blank	21KLTF04MPX	
	4 mm	14		46	17		16			nickel plated	21KLTF04MPN	
	6 mm	14		46	17		16			blank	21KLTF06MPX	
	6 mm	14		46	17		16			nickel plated	21KLTF06MPN	
	8 mm	14		46	17		16			blank	21KLTF08MPX	
	8 mm	14		46	17		16			nickel plated	21KLTF08MPN	
	9 mm	14		46	17		16			blank	21KLTF09MPX	
	9 mm	14		46	17		16			nickel plated	21KLTF09MPN	
	10 mm	14		46	17		16			blank	21KLTF10MPX	
	10 mm	14		46	17		16			nickel plated	21KLTF10MPN	
	6 mm Parker	14		46	17		16			blank	21KLTP06MPX	
	6 mm Parker	14		46	17		16			nickel plated	21KLTP06MPN	
	 <p>with Plastic Hose Connection</p>	4 x 6 mm	14		42	7	6	16		M 10 x 1	blank	21KLKO06MPX
		4 x 6 mm	14		42	7	6	16		M 10 x 1	nickel plated	21KLKO06MPN
6 x 8 mm		14		42	7	6	16		M 12 x 1	blank	21KLKO08MPX	
6 x 8 mm		14		42	7	6	16		M 12 x 1	nickel plated	21KLKO08MPN	
 <p>Panel Mount with Plastic Hose Connection</p>	4 x 6 mm	14	14	54	7	18	16		M 10 x 1	blank	21KLKS06MPX	
	4 x 6 mm	14	14	54	7	18	16		M 10 x 1	nickel plated	21KLKS06MPN	
	6 x 8 mm	17	17	54	7	18	16		M 12 x 1	blank	21KLKS08MPX	
	6 x 8 mm	17	17	54	7	18	16		M 12 x 1	nickel plated	21KLKS08MPN	



Couplings – flat-sealing

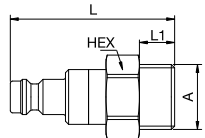
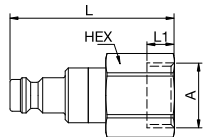
Series 21KL

	Connection A	HEX mm	HEX1 mm	L mm	L1 mm	L2 mm	D mm	B mm	G mm	Version	Part Number
 <p>Panel Mount with Hose Barb</p>	4 mm	14	14	60	17	14	16	4	M 10 x 1	blank	21KLTS04MPX
	4 mm	14	14	60	17	14	16	4	M 10 x 1	nickel plated	21KLTS04MPN
	5 mm	17	17	60	17	14	16	4	M 12 x 1	blank	21KLTS05MPX
	5 mm	17	17	60	17	14	16	4	M 12 x 1	nickel plated	21KLTS05MPN
	6 mm	17	17	60	17	14	16	4	M 12 x 1	blank	21KLTS06MPX
	6 mm	17	17	60	17	14	16	4	M 12 x 1	nickel plated	21KLTS06MPN
	8 mm	17	17	60	17	14	16	4	M 12 x 1	blank	21KLTS08MPX
	8 mm	17	17	60	17	14	16	4	M 12 x 1	nickel plated	21KLTS08MPN
 <p>Plastic Hose Connection with Spring Guard</p>	4 x 6 mm	14		125	7	6	16		M 10 x 1	blank	21KLKK06MPX
	4 x 6 mm	14		125	7	6	16		M 10 x 1	nickel plated	21KLKK06MPN
	6 x 8 mm	14		130	7	6	16		M 10 x 1	blank	21KLKK08MPX
	6 x 8 mm	14		130	7	6	16		M 10 x 1	nickel plated	21KLKK08MPN

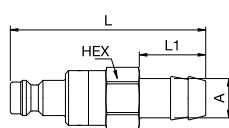
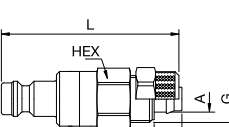
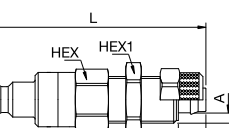
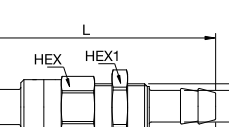
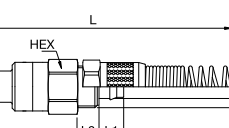


Plugs – flat-sealing

Series 21KL

	Connection A	HEX mm	HEX1 mm	L mm	L1 mm	L2 mm	D mm	B mm	G mm	Version	Part Number
 <p>Male Thread</p>	G 1/8	14		40	7					blank	21SLAW10MPX
	G 1/8	14		40	7					nickel plated	21SLAW10MPN
	G 1/4	17		42	9					blank	21SLAW13MPX
	G 1/4	17		42	9					nickel plated	21SLAW13MPN
	M 12 x 1,5	17		43	10					blank	21SLAD12MPX
	M 12 x 1,5	17		43	10					nickel plated	21SLAD12MPN
 <p>Female Thread</p>	G 1/8	14		40	7					blank	21SLIW10MPX
	G 1/8	14		40	7					nickel plated	21SLIW10MPN
	G 1/4	17		42	7					blank	21SLIW13MPX
	G 1/4	17		42	7					nickel plated	21SLIW13MPN
	G 3/8	19		42	7					blank	21SLIW17MPX
	G 3/8	19		42	7					nickel plated	21SLIW17MPN
	M 12 x 1,5	17		42	7					blank	21SLIM12MPX
	M 12 x 1,5	17		42	7					nickel plated	21SLIM12MPN
	M 14 x 1,5	17		42	7					blank	21SLIM14MPX
	M 14 x 1,5	17		42	7					nickel plated	21SLIM14MPN



	Connection A	HEX mm	HEX1 mm	L mm	L1 mm	L2 mm	D mm	B mm	G mm	Version	Part Number
 <p>Hose Barb</p>	4 mm	14		50	17					blank	21SLTF04MPX
	4 mm	14		50	17					nickel plated	21SLTF04MPN
	6 mm	14		50	17					blank	21SLTF06MPX
	6 mm	14		50	17					nickel plated	21SLTF06MPN
	8 mm	14		50	17					blank	21SLTF08MPX
	8 mm	14		50	17					nickel plated	21SLTF08MPN
	9 mm	14		50	17					blank	21SLTF09MPX
	9 mm	14		50	17					nickel plated	21SLTF09MPN
	10 mm	14		50	17					blank	21SLTF10MPX
	10 mm	14		50	17					nickel plated	21SLTF10MPN
 <p>6 mm Parker with Plastic Hose Connection</p>	6 mm Parker	14		54	20					blank	21SLTP06MPX
	6 mm Parker	14		54	20					nickel plated	21SLTP06MPN
	4 x 6 mm	14		46	7	6			M 10 x 1	blank	21SLKO06MPX
	4 x 6 mm	14		46	7	6			M 10 x 1	nickel plated	21SLKO06MPN
 <p>Panel Mount with Plastic Hose Connection</p>	6 x 8 mm	14	17	58	7	18		4	M 12 x 1	blank	21SLKS08MPX
	6 x 8 mm	14	17	58	7	18		4	M 12 x 1	nickel plated	21SLKS08MPN
	6 x 8 mm	14		46	7	6			M 12 x 1	blank	21SLKO08MPX
	6 x 8 mm	14		46	7	6			M 12 x 1	nickel plated	21SLKO08MPN
 <p>Panel Mount with Hose Barb</p>	4 mm	14	14	64	17	14		4	M 10 x 1	blank	21SLTS04MPX
	4 mm	14	14	64	17	14		4	M 10 x 1	nickel plated	21SLTS04MPN
	5 mm	14	14	64	17	14		4	M 12 x 1	blank	21SLTS05MPX
	5 mm	14	14	64	17	14		4	M 12 x 1	nickel plated	21SLTS05MPN
	6 mm	14	17	64	17	14		4	M 12 x 1	blank	21SLTS06MPX
	6 mm	14	17	64	17	14		4	M 12 x 1	nickel plated	21SLTS06MPN
	10 mm	14	19	64	17	14		4	M 14 x 1	blank	21SLTS10MPX
	10 mm	14	19	64	17	14		4	M 14 x 1	nickel plated	21SLTS10MPN
 <p>Plastic Hose Connection with Spring Guard</p>	4 x 6 mm	14		130	7	6			M 10 x 1	blank	21SLKK06MPX
	4 x 6 mm	14		130	7	6			M 10 x 1	nickel plated	21SLKK06MPN
	6 x 8 mm	14		135	7	6			M 12 x 1	blank	21SLKK08MPX
	6 x 8 mm	14		135	7	6			M 12 x 1	nickel plated	21SLKK08MPN

Nominal Diameter

5,5 = 24 mm²



Tema Series

1100



Technical Description

Robust design with small dimensions. Series 1100 is used mainly for applications in the area of compressed air and liquids. Optimally suited to smaller pneumatic systems and to compressed air tools with a consumption of up to 900 litres per minute. Coupling systems with two-hand operation, i.e. both hands are required when connect/disconnect.

Dust Protections  (P. 319)
for Coupling Part.-No. 2315-QC
for Plug Part.-No. 125-QC

Working Temperature*
-20°C up to +100°C (NBR)
depending on the medium.

* For temperatures below -20°C and over +100°C and depending on the medium, other seal variants (FKM, EPDM, FFKM) are available.



Working Pressure**

30 bar
** maximum static working pressure with safety factor 4 to 1.

20 bar

Material

Coupling: Brass nickel plated and chrome plated
Plug: Steel zinc plated
Seals: NBR

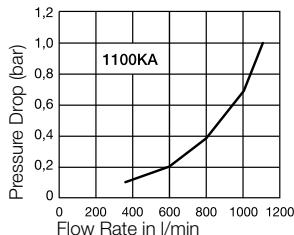
Coupling: Brass nickel plated and chrome plated
Plug: Brass nickel plated and chrome plated
Seals: NBR

Interchangeability

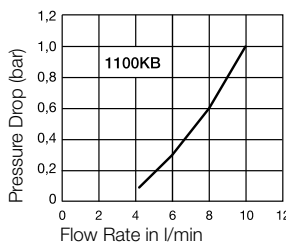
- Tema Design

Flow diagrams

Air



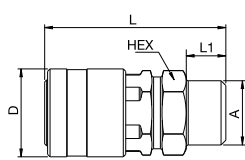
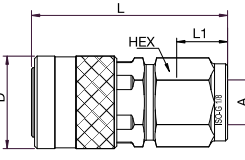
Water





Couplings – with valve

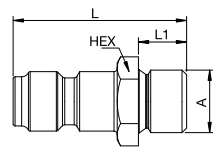
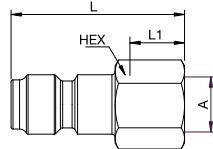
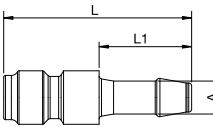
Series 1100KA

	Connection A	HEX mm	HEX1 mm	L mm	L1 mm	L2 mm	D mm	B mm	G mm	Version	Part Number
 <p>Male Thread</p>	G 1/4	15		37	8		18				1100KAAW13MPC
 <p>Female Thread</p>	G 1/8	15		38	8		18				1100KAIW10MPC

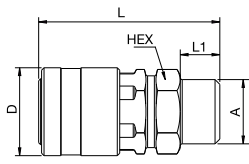
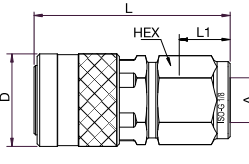


Plugs – without valve

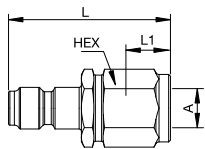
Series 1100KA

	Connection A	HEX mm	HEX1 mm	L mm	L1 mm	L2 mm	D mm	B mm	G mm	Version	Part Number
 <p>Male Thread</p>	G 1/8	12		27	7,5						1100SFAW10SXZ
 <p>Female Thread</p>	G 1/8	12		27	7						1100SFIW10SXZ
 <p>Hose Barb</p>	5 mm			33	16						1100SFTF05SXZ
	6 mm			33	16						1100SFTF06SXZ





Couplings – with valve **Series 1100KB**

	Connection A	HEX mm	HEX1 mm	L mm	L1 mm	L2 mm	D mm	B mm	G mm	Version	Part Number
 <p>Male Thread</p>	G 1/4	15		38	8		18				1100KBAW13MPC
 <p>Female Thread</p>	G 1/8	15		37	8		18				1100KBIW10MPC

Plugs – with valve **Series 1100KB**

	Connection A	HEX mm	HEX1 mm	L mm	L1 mm	L2 mm	D mm	B mm	G mm	Version	Part Number
 <p>Female Thread</p>	G 1/8	15		36	8						1100SBIW10MPC

Cross-Reference-List

Connection	Thread	Rectus Part Number old	Tema Part Number old	Part Number new	Page
 Couplings – with valve					
Male Thread	G 1/4	-	1100 A	1100KAAW13MPC	43
Female Thread	G 1/8	-	1100	1100KAIW10MPC	43
 Plugs – without valve					
Male Thread	G 1/8	-	11110-QC	1100SFAW10SXZ	43
Female Thread	G 1/8	-	11410	1100SFIW10SXZ	43
Hose Barb	5 mm	-	11005-QC	1100SFTF05SXZ	43
	6 mm	-	11006-QC	1100SFTF06SXZ	43
 Couplings – with valve					
Male Thread	G 1/8	-	1100 NA	1100KBAW13MPC	44
Female Thread	G 1/8	-	1100 N	1100KBIW10MPC	44
 Plugs – with valve					
Female Thread	G 1/8	-	11410 MN	1100SBIW10MPC	44

Nominal Diameter

5,5 = 25 mm²

Rectus Series

14**Other designs in series 14**

The following other designs can be found from page:

► Safety Self-Venting P. 284

Technical Description

Robust brass coupling with numerous connection options. Preferred application is the compressed air technology. Also particularly suited to use with water due to the brass valve.

Coupling system with single-hand operation. Plug design optimised through greater insert depth.

Working Temperature*

-20°C up to +100°C (NBR)
depending on the medium.

* For temperatures below -20°C and over +100°C and depending on the medium, other seal variants (FKM, EPDM, FFKM) are available.

**Working Pressure****

35 bar

** maximum static working pressure with safety factor 4 to 1.

Material

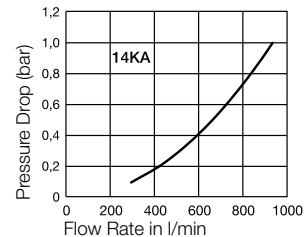
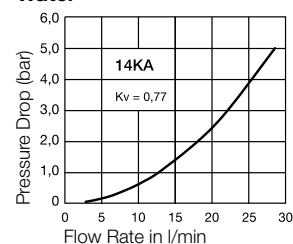
Coupling: Brass

Plug: Steel nickel plated or Brass

Seals: NBR

Interchangeability

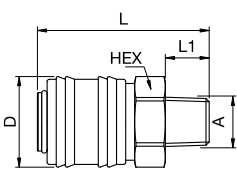
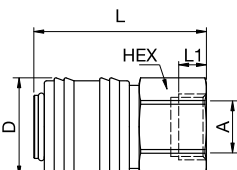
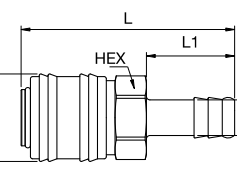
- Rectus 22
- ARO 210
- Cejn 300
- Orion 44510
- JWL 552 + JWL 532
- various Swiss Products

Flow diagrams**Air****Water**



Couplings – with valve

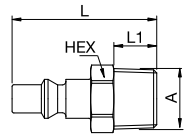
Series 14KA

	Connection A	HEX mm	HEX1 mm	L mm	L1 mm	L2 mm	D mm	B mm	G mm	Version	Part Number
 <p>Male Thread</p>	G 1/4	22		43	9		25			blank	14KAAW13MPX
	G 1/4	22		43	9		25			nickel plated	14KAAW13MPN
	G 3/8	22		43	9		25			blank	14KAAW17MPX
	G 3/8	22		43	9		25			nickel plated	14KAAW17MPN
	G 1/2	22		46	12		25			blank	14KAAW21MPX
	G 1/2	22		46	12		25			nickel plated	14KAAW21MPN
 <p>Female Thread</p>	G 1/4	22		43	9		25			blank	14KAIW13MPX
	G 1/4	22		43	9		25			nickel plated	14KAIW13MPN
	G 3/8	22		43	9		25			blank	14KAIW17MPX
	G 3/8	22		43	9		25			nickel plated	14KAIW17MPN
	G 1/2	24		46	12		25			blank	14KAIW21MPX
	G 1/2	24		46	12		25			nickel plated	14KAIW21MPN
 <p>Hose Barb</p>	6 mm	21		60	25		25			blank	14KATF06MPX
	6 mm	21		60	25		25			nickel plated	14KATF06MPN
	8 mm	21		60	25		25			blank	14KATF08MPX
	8 mm	21		60	25		25			nickel plated	14KATF08MPN
	9 mm	21		60	25		25			blank	14KATF09MPX
	9 mm	21		60	25		25			nickel plated	14KATF09MPN
	10 mm	21		60	25		25			blank	14KATF10MPX
	10 mm	21		60	25		25			nickel plated	14KATF10MPN
	13 mm	21		60	25		25			blank	14KATF13MPX
	13 mm	21		60	25		25			nickel plated	14KATF13MPN



Plugs – without valve

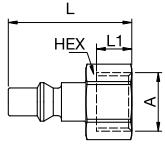
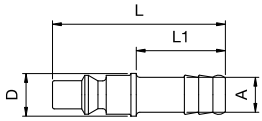
Series 22SF

	Connection A	HEX mm	HEX1 mm	L mm	L1 mm	L2 mm	D mm	B mm	G mm	Version	Part Number
 <p>Male Thread</p>	R 1/8	12		35	9					Steel	22SFAK10SXN
	R 1/4	14		41	12					Steel	22SFAK13SXN
	R 1/4	14		41	12					Brass	22SFAK13MXX
	R 1/4	14		41	12					Brass, nickel pl.	22SFAK13MXN
	G 1/4	14		41	12					Brass	22SFAW13MXX
	R 3/8	17		41	12					Steel	22SFAK17SXN
	G 3/8	17		41	12					Brass	22SFAW17MXX
	R 1/2	22		46	17					Steel	22SFAK21SXN
	G 1/2	22		46	17					Brass	22SFAW21MXX



Plugs – without valve

Series 22SF

	Connection A	HEX mm	HEX1 mm	L mm	L1 mm	L2 mm	D mm	B mm	G mm	Version	Part Number
 <p>Female Thread</p>	G 1/4	17		35	9					Steel	22SFIW13SXN
	G 1/4	17		35	9					Brass	22SFIW13MXX
	G 1/4	17		35	9					Brass, nickel pl.	22SFIW13MXN
	G 3/8	19		35	10					Steel	22SFIW17SXN
	G 3/8	19		35	10					Brass	22SFIW17MXX
	G 3/8	19		35	10					Brass, nickel pl.	22SFIW17MXN
	G 1/2	24		35	12					Steel	22SFIW21SXN
 <p>Hose Barb</p>	6 mm			49	25		12			Steel	22SFTF06SXN
	6 mm			49	25		12			Brass	22SFTF06MXX
	6 mm			49	25		12			Brass, nickel pl.	22SFTF06MXN
	8 mm			49	25		12			Steel	22SFTF08SXN
	8 mm			49	25		12			Brass	22SFTF08MXX
	8 mm			49	25		12			Brass, nickel pl.	22SFTF08MXN
	9 mm			49	25		12			Steel	22SFTF09SXN
	10 mm			49	25		12			Steel	22SFTF10SXN
	10 mm			49	25		12			Brass	22SFTF10MXX
	10 mm			49	25		12			Brass, nickel pl.	22SFTF10MXN
	13 mm			49	25		15			Steel	22SFTF13SXN
	13 mm			49	25		15			Brass	22SFTF13MXX
13 mm			49	25		15			Brass, nickel pl.	22SFTF13MXN	

**Other designs in series 18**

The following other designs can be found from page:

- Safety Self-Venting P. 286

Technical Description

Robust industrial coupling according to ISO 6150 C. Coupling system with single-hand operation. UltraFlo valve for optimum flow and low pressure drop. The steel sleeve counters oscillating forces. System has limited use for liquids (steel sleeve/zinc die cast valve). The high insertion depth is guaranteed by an optimised plug guide.

Dust Protections  (P. 319)
for Coupling Part.-No. SK23S

Working Temperature*

-20°C up to +100°C (NBR)
depending on the medium.

* For temperatures below -20°C and over +100°C and depending on the medium, other seal variants (FKM, EPDM, FFKM) are available.

**Working Pressure****

35 bar

** maximum static working pressure with safety factor 4 to 1.

Material

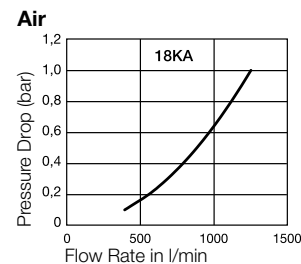
Coupling: Brass / Steel nickel plated

Plug: Steel nickel plated

Seals: NBR

Interchangeability

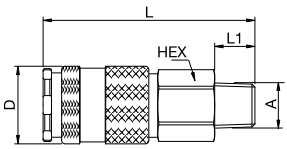
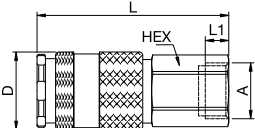
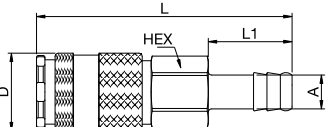
- Cejn 291
- Oetiker
- ISO 6150 C

Flow diagrams



Couplings – with valve

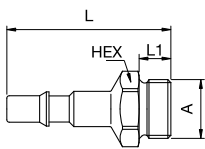
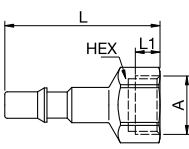
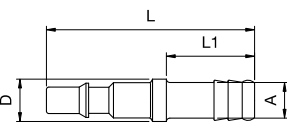
Series 18KA

	Connection A	HEX mm	HEX1 mm	L mm	L1 mm	L2 mm	D mm	B mm	G mm	Version	Part Number
 <p>Male Thread</p>	R 1/4	19		63	12		23				18KAAK13MPN
	R 3/8	19		62	12		23				18KAAK17MPN
	R 1/2	22		63	17		23				18KAAK21MPN
 <p>Female Thread</p>	G 1/4	19		58	9		23				18KAIW13MPN
	G 3/8	19		57	9		23				18KAIW17MPN
	G 1/2	24		60	12		23				18KAIW21MPN
 <p>Hose Barb</p>	6 mm	19		76	25		23				18KATF06MPN
	8 mm	19		76	25		23				18KATF08MPN
	10 mm	19		76	25		23				18KATF10MPN
	13 mm	19		76	25		23				18KATF13MPN




Plugs – without valve

Series 18KA

	Connection A	HEX mm	HEX1 mm	L mm	L1 mm	L2 mm	D mm	B mm	G mm	Version	Part Number
 <p>Male Thread</p>	G 1/4	17		41	9						18SFAW13SXN
	G 3/8	19		41	9						18SFAW17SXN
 <p>Female Thread</p>	G 1/4	17		43	9						18SFIW13SXN
	G 3/8	19		44	9						18SFIW17SXN
 <p>Hose Barb</p>	6 mm			59	25		12				18SFTF06SXN
	8 mm			59	25		12				18SFTF08SXN
	9 mm			59	25		12				18SFTF09SXN
	10 mm			59	25		12				18SFTF10SXN
	13 mm			59	25		16				18SFTF13SXN

**Technical Description**

English industrial profile.
Coupling system with single-hand operation. UltraFlo valve for optimum flow and low pressure drop.
Robust coupling in slim design mainly for pneumatic applications. The steel sleeve counters oscillating forces. The high insertion depth is guaranteed by an optimised plug guide.

Dust Protections  (P. 319)
for Coupling Part.-No. SK23S

Working Temperature*

-20°C up to +100°C (NBR)
depending on the medium.

* For temperatures below -20°C and over +100°C and depending on the medium, other seal variants (FKM, EPDM, FFKM) are available.

**Working Pressure****

35 bar

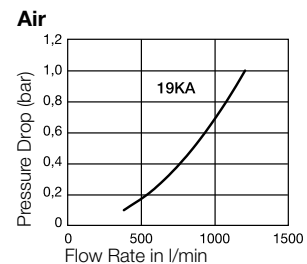
** maximum static working pressure with safety factor 4 to 1.

Material

Coupling: Brass / Steel nickel plated
Plug: Steel nickel plated
Seals: NBR

Interchangeability

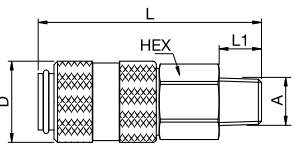
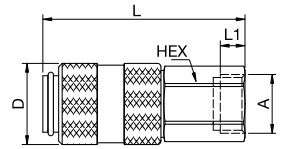
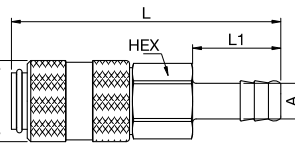
• PCL 60 (UK)

Flow diagrams



Couplings – with valve

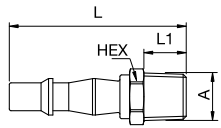
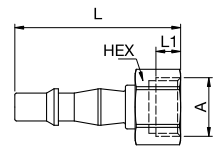
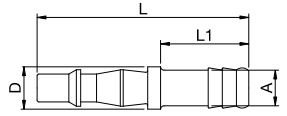
Series 19KA

	Connection A	HEX mm	HEX1 mm	L mm	L1 mm	L2 mm	D mm	B mm	G mm	Version	Part Number
 <p>Male Thread</p>	R 1/4	19		63	12		23				19KAAK13MPN
	R 3/8	19		62	12		23				19KAAK17MPN
	R 1/2	22		68	17		23				19KAAK21MPN
 <p>Female Thread</p>	G 1/4	19		58	9		23				19KAIW13MPN
	G 3/8	19		58	9		23				19KAIW17MPN
	G 1/2	24		60	12		23				19KAIW21MPN
 <p>Hose Barb</p>	6 mm	19		76	25		23				19KATF06MPN
	8 mm	19		76	25		23				19KATF08MPN
	10 mm	19		76	25		23				19KATF10MPN
	13 mm	19		76	25		23				19KATF13MPN




Plugs – without valve

Series 19KA

	Connection A	HEX mm	HEX1 mm	L mm	L1 mm	L2 mm	D mm	B mm	G mm	Version	Part Number
 <p>Male Thread</p>	R 1/4	14		50	12						19SFAK13SXN
	R 3/8	17		50	12						19SFAK17SXN
 <p>Female Thread</p>	G 1/4	17		46	9						19SFIW13SXN
	G 3/8	19		47	9						19SFIW17SXN
 <p>Hose Barb</p>	6 mm			60	25		12				19SFTF06SXN
	8 mm			60	25		12				19SFTF08SXN
	10 mm			60	25		12				19SFTF10SXN

Nominal Diameter

5,5 = 25 mm²

Rectus Series

22**Technical Description**

Coupling system with single-hand operation. UltraFlo valve for optimum flow and low pressure drop. Specially suited to use with gaseous media in industry. The steel sleeve counters oscillating forces. The high insertion depth is guaranteed by an optimised plug guide.

Dust Protections  (P. 319)
for Coupling Part.-No. SK23S

Working Temperature*

-20°C up to +100°C (NBR)
depending on the medium.

* For temperatures below -20°C and over +100°C and depending on the medium, other seal variants (FKM, EPDM, FFKM) are available.

**Working Pressure****

35 bar

** maximum static working pressure with safety factor 4 to 1.

Material

Coupling: Brass / Steel nickel plated

Plug: Steel nickel plated or Brass

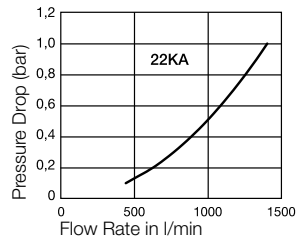
Seals: NBR

Interchangeability

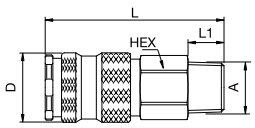
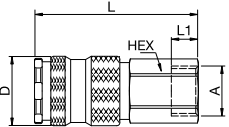
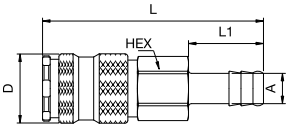
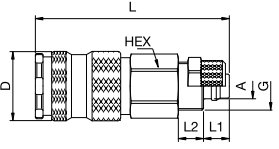
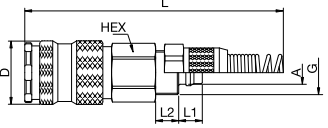
- Rectus 14
- ARO 210
- Parker 50
- Cejn 300
- Orion 44510
- JWL 522 + JWL 532
- various Swiss Products

Flow diagrams

Air



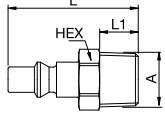
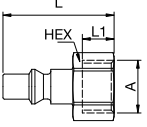
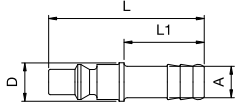


	Connection A	HEX mm	HEX1 mm	L mm	L1 mm	L2 mm	D mm	B mm	G mm	Version	Part Number
 <p>Male Thread</p>	R 1/4	19		61	12		23				22KAAK13MPN
	R 3/8	19		60	12		23				22KAAK17MPN
	R 1/2	22		61	17		23				22KAAK21MPN
 <p>Female Thread</p>	G 1/4	19		56	9		23				22KAIW13MPN
	G 3/8	19		55	9		23				22KAIW17MPN
	G 1/2	24		58	9		23				22KAIW21MPN
 <p>Hose Barb</p>	6 mm	19		74	25		23				22KATF06MPN
	8 mm	19		74	25		23				22KATF08MPN
	9 mm	19		74	25		23				22KATF09MPN
	10 mm	19		74	25		23				22KATF10MPN
	13 mm	19		74	25		23				22KATF13MPN
 <p>with Plastic Hose Connection</p>	6 x 8 mm	19		61	7	6	23		M 12 x 1		22KAKO08MPN
	8 x 10 mm	19		65	9	8	23		M 16 x 1		22KAKO10MPN
 <p>Plastic Hose Connection with Spring Guard</p>	6 x 8 mm	19		126	7	6	23		M 12 x 1		22KAKK08MPN



Plugs – without valve

Series 22SF

	Connection A	HEX mm	HEX1 mm	L mm	L1 mm	L2 mm	D mm	B mm	G mm	Version	Part Number
 <p>Male Thread</p>	R 1/8	12		35	9					Steel	22SFAK10SXN
	R 1/4	14		41	12					Steel	22SFAK13SXN
	R 1/4	14		41	12					Brass	22SFAK13MXX
	R 1/4	14		41	12					Brass, nickel pl.	22SFAK13MXN
	G 1/4	14		41	12					Brass	22SFAW13MXX
	R 3/8	17		41	12					Steel	22SFAK17SXN
	G 3/8	17		41	12					Brass	22SFAW17MXX
	R 1/2	22		46	17					Steel	22SFAK21SXN
	G 1/2	22		46	17					Brass	22SFAW21MXX
 <p>Female Thread</p>	G 1/4	17		35	9					Steel	22SFIW13SXN
	G 1/4	17		35	9					Brass	22SFIW13MXX
	G 1/4	17		35	9					Brass, nickel pl.	22SFIW13MXN
	G 3/8	19		35	10					Steel	22SFIW17SXN
	G 3/8	19		35	10					Brass	22SFIW17MXX
	G 3/8	19		35	10					Brass, nickel pl.	22SFIW17MXN
	G 1/2	24		35	12					Steel	22SFIW21SXN
 <p>Hose Barb</p>	6 mm			49	25		12			Steel	22SFTF06SXN
	6 mm			49	25		12			Brass	22SFTF06MXX
	6 mm			49	25		12			Brass, nickel pl.	22SFTF06MXN
	8 mm			49	25		12			Steel	22SFTF08SXN
	8 mm			49	25		12			Brass	22SFTF08MXX
	8 mm			49	25		12			Brass, nickel pl.	22SFTF08MXN
	9 mm			49	25		12			Steel	22SFTF09SXN
	10 mm			49	25		12			Steel	22SFTF10SXN
	10 mm			49	25		12			Brass	22SFTF10MXX
	10 mm			49	25		12			Brass, nickel pl.	22SFTF10MXN
	13 mm			49	25		15			Steel	22SFTF13SXN
	13 mm			49	25		15			Brass	22SFTF13MXX
	13 mm			49	25		15			Brass, nickel pl.	22SFTF13MXN

**Technical Description**

1/4" industrial coupling according to ISO 6150 B and US MIL-SPEC 4109. Especially suitable for use with gaseous media in industry.

Coupling system with single-hand operation. UltraFlo valve for optimum flow and low pressure drop. Steel sleeve counters oscillating forces. The high insertion depth is guaranteed by an optimised plug guide.

Dust Protections  (P. 319)
for Coupling Part.-No. SK23S

Working Temperature*

-20°C up to +100°C (NBR)
depending on the medium.

* For temperatures below -20°C and over +100°C and depending on the medium, other seal variants (FKM, EPDM, FFKM) are available.

**Working Pressure****

35 bar

** maximum static working pressure with safety factor 4 to 1.

Material

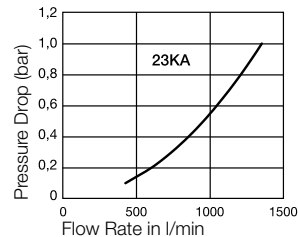
Coupling: Brass / Steel nickel plated

Plug: Steel nickel plated or Brass

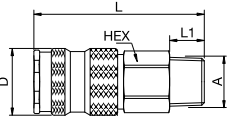
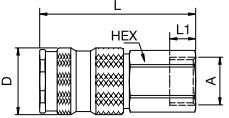
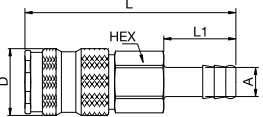
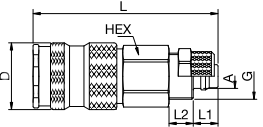
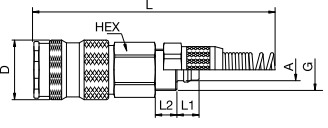
Seals: NBR

Interchangeability

- Industr. Interchange 1/4"
- US-MIL-SPEC-C-4109
- ISO 6150 B
- Rectus 24, 1400, 1423
- Cejn 310
- Hansen 3000
- Faster
- Gromelle 600
- Parker 20 1/4" + 30 1/4"
- JWL 521 + JWL 531

Flow diagrams**Air**

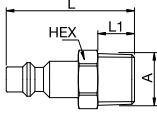
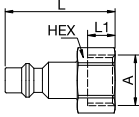
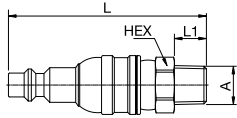
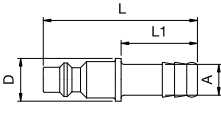


	Connection A	HEX mm	HEX1 mm	L mm	L1 mm	L2 mm	D mm	B mm	G mm	Version	Part Number	
 <p>Male Thread</p>	R 1/4	19		61	12		23				23KAAK13MPN	
	R 3/8	19		60	12		23				23KAAK17MPN	
	R 1/2	22		61	17		23				23KAAK21MPN	
 <p>Female Thread</p>	G 1/4	19		56	9		23				23KAIW13MPN	
	G 3/8	19		54	9		23				23KAIW17MPN	
	G 1/2	24		58	9		23				23KAIW21MPN	
 <p>Hose Barb</p>	6 mm	19		74	25		23				23KATF06MPN	
	8 mm	19		74	25		23				23KATF08MPN	
	9 mm	19		74	25		23				23KATF09MPN	
	10 mm	19		74	25		23				23KATF10MPN	
	13 mm	19		74	25		23				23KATF13MPN	
 <p>with Plastic Hose Connection</p>	8 x 10 mm	19		64	9	8	23		M 16 x 1		23KAKO10MPN	
 <p>Plastic Hose Connection with Spring Guard</p>	9 x 12 mm	19		163	9	8	23		M 16 x 1		23KAKK12MPN	



Plugs – without valve

Series 23KA

	Connection A	HEX mm	HEX1 mm	L mm	L1 mm	L2 mm	D mm	B mm	G mm	Version	Part Number
 <p>Male Thread</p>	R 1/8	13		39	9					Steel	23SFAK10SXN
	R 1/4	14		42	12					Steel	23SFAK13SXN
	G 1/4	14		42	12					Brass	23SFAW13MXX
	R 3/8	17		42	12					Steel	23SFAK17SXN
	G 3/8	17		42	12					Brass	23SFAW17MXX
	R 1/2	22		48	17					Steel	23SFAK21SXN
 <p>Female Thread</p>	G 1/8	14		36	9					Steel	23SFIW10SXN
	G 1/4	17		36	9					Steel	23SFIW13SXN
	G 1/4	17		36	9					Brass	23SFIW13MXX
	G 3/8	19		36	9					Steel	23SFIW17SXN
	G 3/8	19		36	9					Brass	23SFIW17MXX
	G 1/2	24		39	12					Steel	23SFIW21SXN
 <p>Flex Joint, Male Thread</p>	R 1/4	17		68	11					Steel	23FAAK13SPN
 <p>Hose Barb</p>	6 mm			51	25		14			Steel	23SFTF06SXN
	6 mm			51	25		14			Brass	23SFTF06MXX
	8 mm			51	25		14			Steel	23SFTF08SXN
	8 mm			51	25		14			Brass	23SFTF08MXX
	9 mm			51	25		14			Steel	23SFTF09SXN
	9 mm			51	25		14			Brass	23SFTF09MXX
	10 mm			51	25		14			Steel	23SFTF10SXN
	10 mm			51	25		14			Brass	23SFTF10MXX
	13 mm			51	25		14			Steel	23SFTF13SXN

Nominal Diameter

5,5 = 25 mm²

Rectus Tema Series

1400**Other designs in series 1400**

The following other designs can be found from page:

- Safety Self-Venting P. 288

Technical Description

RectusTema premium industrial coupling 1/4" according to ISO 6150 B. Suitable for compressed air applications with greater than average air consumption. Coupling system with single-hand operation. UltraFlo valve for optimum flow and low pressure drop.

Dust Protections  (P. 319)
for Coupling Part.-No. SK23S

Working Temperature*

-20°C up to +100°C (NBR)
depending on the medium.

* For temperatures below -20°C and over +100°C and depending on the medium, other seal variants (FKM, EPDM, FFKM) are available.

**Working Pressure****

35 bar

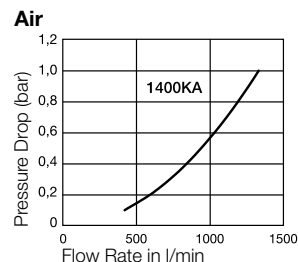
** maximum static working pressure with safety factor 4 to 1.

Material

Coupling: Brass nickel plated,
Steel QPQ treated
Plug: Steel nickel plated or Brass
Seals: NBR

Interchangeability

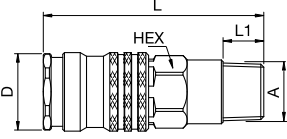
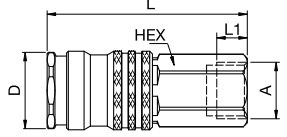
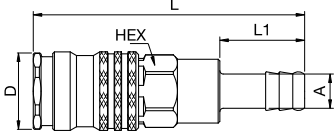
- Rectus 23 + 24
- Rectus 1423
- Industr. Interchange 1/4"
- US-MIL-SPEC-C-4109
- ISO 6150 B
- Cejn 310
- Hansen 3000
- Faster
- Gromelle 600
- JWL 521 + JWL 531

Flow diagrams



Couplings – with valve

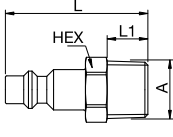
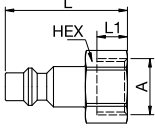
Series 1400KA

	Connection A	HEX mm	HEX1 mm	L mm	L1 mm	L2 mm	D mm	B mm	G mm	Version	Part Number
 <p>Male Thread</p>	R 1/4	19		65	12		23				1400KAAK13SPN
	R 3/8	19		65	12		23				1400KAAK17SPN
	R 1/2	22		59,5	17		23				1400KAAK21SPN
 <p>Female Thread</p>	G 1/4	19		59	9		23				1400KAIW13SPN
	G 3/8	19		59	9		23				1400KAIW17SPN
	G 1/2	24		62	12		23				1400KAIW21SPN
 <p>Hose Barb</p>	6 mm	19		80	25		23				1400KATF06SPN
	8 mm	19		80	25		23				1400KATF08SPN
	10 mm	19		80	25		23				1400KATF10SPN
	13 mm	19		80	25		23				1400KATF13SPN



Plugs – without valve

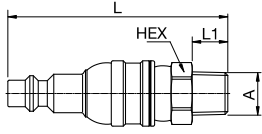
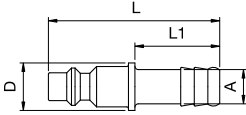
Series 23SF

	Connection A	HEX mm	HEX1 mm	L mm	L1 mm	L2 mm	D mm	B mm	G mm	Version	Part Number
 <p>Male Thread</p>	R 1/8	13		39	9					Steel	23SFAK10SXN
	R 1/4	14		42	12					Steel	23SFAK13SXN
	G 1/4	14		42	12					Brass	23SFAW13MXX
	R 3/8	17		42	12					Steel	23SFAK17SXN
	G 3/8	17		42	12					Brass	23SFAW17MXX
	R 1/2	22		48	17					Steel	23SFAK21SXN
 <p>Female Thread</p>	G 1/8	14		36	9					Steel	23SFIW10SXN
	G 1/4	17		36	9					Steel	23SFIW13SXN
	G 1/4	17		36	9					Brass	23SFIW13MXX
	G 3/8	19		36	9					Steel	23SFIW17SXN
	G 3/8	19		36	9					Brass	23SFIW17MXX
	G 1/2	24		39	12					Steel	23SFIW21SXN



Plugs – without valve

Series 23SF

	Connection A	HEX mm	HEX1 mm	L mm	L1 mm	L2 mm	D mm	B mm	G mm	Version	Part Number
 <p>Flex Joint, Male Thread</p>	R 1/4	17		68	11					Steel	23FAAK13SPN
 <p>Hose Barb</p>	6 mm			51	25		14			Steel	23SFTF06SXN
	6 mm			51	25		14			Brass	23SFTF06MXX
	8 mm			51	25		14			Steel	23SFTF08SXN
	8 mm			51	25		14			Brass	23SFTF08MXX
	9 mm			51	25		14			Steel	23SFTF09SXN
	9 mm			51	25		14			Brass	23SFTF09MXX
	10 mm			51	25		14			Steel	23SFTF10SXN
	10 mm			51	25		14			Brass	23SFTF10MXX
	13 mm			51	25		14			Steel	23SFTF13SXN

Nominal Diameter

5,5 = 25 mm²

Rectus Series

1423**Technical Description**

RectusTema premium industrial coupling 1/4" according to ISO 6150 B. Suitable for compressed air applications with greater than average air consumption. Coupling system with single-hand operation. UltraFlo valve for optimum flow and low pressure drop. Extremely robust and ergonomically shaped, 2-component plastic sleeve.

Dust Protections  (P. 319)
for Coupling Part.-No. SK23S

Working Temperature*

-20°C up to +80°C (NBR)
depending on the medium.

* For temperatures below -20°C and over +100°C and depending on the medium, other seal variants (FKM, EPDM, FFKM) are available.

**Working Pressure****

35 bar

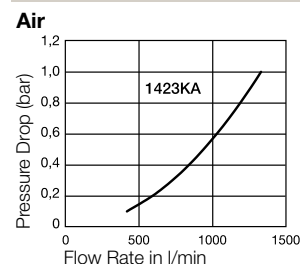
** maximum static working pressure with safety factor 4 to 1.

Material

Coupling: Brass nickel plated,
Steel QPQ treated, PA6+TPE
Plug: Steel nickel plated or Brass
Seals: NBR

Interchangeability

- Rectus 23 + 24
- Rectus 1400
- Industr. Interchange 1/4"
- US-MIL-SPEC-C-4109
- ISO 6150 B
- Cejn 310
- Hansen 3000
- Faster
- Gromelle 600
- JWL 521 + JWL 531

Flow diagrams



Couplings – with valve

Series 1423KA

	Connection A	HEX mm	HEX1 mm	L mm	L1 mm	L2 mm	D mm	B mm	G mm	Version	Part Number
<p>Male Thread</p>	R 1/4	19		65	12		26				1423KAAK13SPN
	R 3/8	19		65	12		26				1423KAAK17SPN
	R 1/2	22		59,5	17		26				1423KAAK21SPN
<p>Female Thread</p>	G 1/4	19		59	9		26				1423KAIW13SPN
	G 3/8	19		59	9		26				1423KAIW17SPN
	G 1/2	24		62	12		26				1423KAIW21SPN
<p>Hose Barb</p>	6 mm	19		80	25		26				1423KATF06SPN
	8 mm	19		80	25		26				1423KATF08SPN
	9 mm	19		80	25		26				1423KATF09SPN
	10 mm	19		80	25		26				1423KATF10SPN
	13 mm	19		80	25		26				1423KATF13SPN



Plugs – without valve

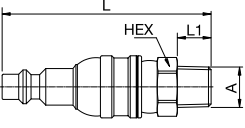
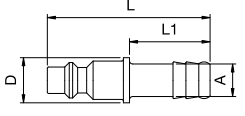
Series 23SF

	Connection A	HEX mm	HEX1 mm	L mm	L1 mm	L2 mm	D mm	B mm	G mm	Version	Part Number
<p>Male Thread</p>	R 1/8	13		39	9					Steel	23SFAK10SXN
	R 1/4	14		42	12					Steel	23SFAK13SXN
	G 1/4	14		42	12					Brass	23SFAW13MXX
	R 3/8	17		42	12					Steel	23SFAK17SXN
	G 3/8	17		42	12					Brass	23SFAW17MXX
	R 1/2	22		48	17					Steel	23SFAK21SXN
<p>Female Thread</p>	G 1/8	14		36	9					Steel	23SFIW10SXN
	G 1/4	17		36	9					Steel	23SFIW13SXN
	G 1/4	17		36	9					Brass	23SFIW13MXX
	G 3/8	19		36	9					Steel	23SFIW17SXN
	G 3/8	19		36	9					Brass	23SFIW17MXX
	G 1/2	24		39	12					Steel	23SFIW21SXN



Plugs – without valve

Series 23SF

	Connection A	HEX mm	HEX1 mm	L mm	L1 mm	L2 mm	D mm	B mm	G mm	Version	Part Number
 <p>Flex Joint, Male Thread</p>	R 1/4	17		68	11					Steel	23FAAK13SPN
 <p>Hose Barb</p>	6 mm			51	25		14			Steel	23SFTF06SXN
	6 mm			51	25		14			Brass	23SFTF06MXX
	8 mm			51	25		14			Steel	23SFTF08SXN
	8 mm			51	25		14			Brass	23SFTF08MXX
	9 mm			51	25		14			Steel	23SFTF09SXN
	9 mm			51	25		14			Brass	23SFTF09MXX
	10 mm			51	25		14			Steel	23SFTF10SXN
	10 mm			51	25		14			Brass	23SFTF10MXX
	13 mm			51	25		14			Steel	23SFTF13SXN

**Other designs in series 24**

The following other designs can be found from page:

- Safety Self-Venting P. 290

Technical Description

1/4" Industrial brass coupling according to ISO 6150 B and US MIL-SPEC 4109.

Coupling system with single-hand operation, which stands out for its solid brass design and corresponding sleeve design. Hardened steel plug counters vibrations and effects of external forces.

Working Temperature*

-20°C up to +100°C (NBR) depending on the medium.

* For temperatures below -20°C and over +100°C and depending on the medium, other seal variants (FKM, EPDM, FFKM) are available.

**Working Pressure****

35 bar

** maximum static working pressure with safety factor 4 to 1.

Material

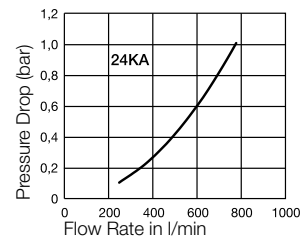
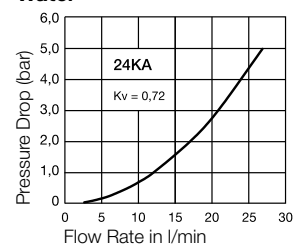
Coupling: Brass

Plug: Steel nickel plated or Brass

Seals: NBR

Interchangeability

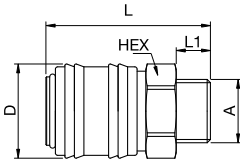
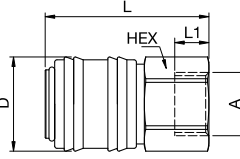
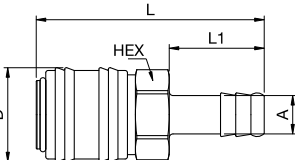
- Rectus 23
- Rectus 1400/1423
- Industr. Interchange 1/4"
- US-MIL-SPEC-C-4109
- ISO 6150 B
- Cejn 310
- Hansen 3000
- FASTER
- Gromelle 600
- Parker 20 1/4" + 30 1/4"
- JWJ 521 + JWJ 531

Flow diagrams**Air****Water**



Couplings – with valve

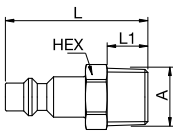
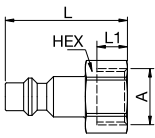
Series 24KA

	Connection A	HEX mm	HEX1 mm	L mm	L1 mm	L2 mm	D mm	B mm	G mm	Version	Part Number
 <p>Male Thread</p>	G 1/4	22		43	9		25			blank	24KAAW13MPX
	G 1/4	22		43	9		25			nickel plated	24KAAW13MPN
	G 3/8	22		43	9		25			blank	24KAAW17MPX
	G 3/8	22		43	9		25			nickel plated	24KAAW17MPN
	G 1/2	22		46	12		25			blank	24KAAW21MPX
	G 1/2	22		46	12		25			nickel plated	24KAAW21MPN
 <p>Female Thread</p>	G 1/4	22		43	11		25			blank	24KAIW13MPX
	G 1/4	22		43	11		25			nickel plated	24KAIW13MPN
	G 3/8	22		43	9		25			blank	24KAIW17MPX
	G 3/8	22		43	9		25			nickel plated	24KAIW17MPN
	G 1/2	22		46	12		25			blank	24KAIW21MPX
	G 1/2	22		46	12		25			nickel plated	24KAIW21MPN
 <p>Hose Barb</p>	6 mm	21		60	25		25			blank	24KATF06MPX
	8 mm	21		60	25		25			blank	24KATF08MPX
	8 mm	21		60	25		25			nickel plated	24KATF08MPN
	9 mm	21		60	25		25			blank	24KATF09MPX
	10 mm	21		60	25		25			blank	24KATF10MPX
	13 mm	21		60	25		25			blank	24KATF13MPX



Plugs - without valve

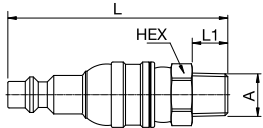
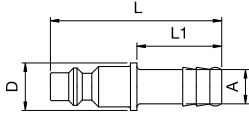
Series 23SF

	Connection A	HEX mm	HEX1 mm	L mm	L1 mm	L2 mm	D mm	B mm	G mm	Version	Part Number
 <p>Male Thread</p>	R 1/8	13		39	9					Steel	23SFAK10SXN
	R 1/4	14		42	12					Steel	23SFAK13SXN
	G 1/4	14		42	12					Brass	23SFAW13MXX
	R 3/8	17		42	12					Steel	23SFAK17SXN
	G 3/8	17		42	12					Brass	23SFAW17MXX
	R 1/2	22		48	17					Steel	23SFAK21SXN
 <p>Female Thread</p>	G 1/8	14		36	9					Steel	23SFIW10SXN
	G 1/4	17		36	9					Steel	23SFIW13SXN
	G 1/4	17		36	9					Brass	23SFIW13MXX
	G 3/8	19		36	9					Steel	23SFIW17SXN
	G 3/8	19		36	9					Brass	23SFIW17MXX
	G 1/2	24		39	12					Steel	23SFIW21SXN



Plugs – without valve

Series 23SF

	Connection A	HEX mm	HEX1 mm	L mm	L1 mm	L2 mm	D mm	B mm	G mm	Version	Part Number
 <p>Flex Joint, Male Thread</p>	R 1/4	17		68	11					Steel	23FAAK13SPN
 <p>Hose Barb</p>	6 mm			51	25		14			Steel	23SFTF06SXN
	6 mm			51	25		14			Brass	23SFTF06MXX
	8 mm			51	25		14			Steel	23SFTF08SXN
	8 mm			51	25		14			Brass	23SFTF08MXX
	9 mm			51	25		14			Steel	23SFTF09SXN
	9 mm			51	25		14			Brass	23SFTF09MXX
	10 mm			51	25		14			Steel	23SFTF10SXN
	10 mm			51	25		14			Brass	23SFTF10MXX
	13 mm			51	25		14			Steel	23SFTF13SXN

Nominal Diameter

6 = 28 mm²

Rectus Series

206**Other designs in series 206**

The following other designs can be found from page:

► Stainless Steel P. 200

Technical Description

Leak-free coupling system for applications in sensitive environments, for example in analysis technology, in cooling systems, in transport systems and many applications with aggressive media.

Coupling system with single-hand operation, extremely low leakage rates and minimal dead space volume. Absolutely no air pockets when coupling and only a barely noticeable film of the medium being channelled on the valve bodies when uncoupling. Ergonomic sleeve design. Low coupling forces. Valve body protected by collar design.

Working Temperature*

-20°C up to +100°C (NBR) depending on the medium.

* For temperatures below -20°C and over +100°C and depending on the medium, other seal variants (FKM, EPDM, FFKM) are available.

**Working Pressure****

15 bar

** maximum static working pressure with safety factor 4 to 1.

Material

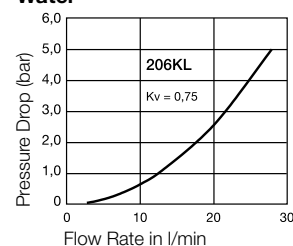
Coupling: Brass nickel plated

Plug: Brass nickel plated

Seals: NBR

Interchangeability

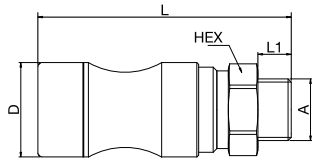
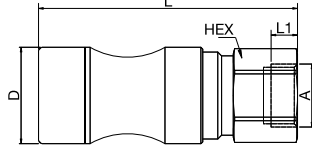
• Rectus Design

Flow diagrams**Water**



Couplings – flat-sealing

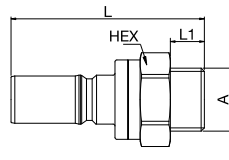
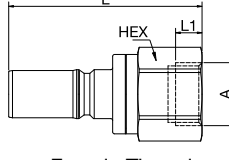
Series 206KL

	Connection A	HEX mm	HEX1 mm	L mm	L1 mm	L2 mm	D mm	B mm	G mm	Version	Part Number
 <p>Male Thread</p>	G 3/8	22		68,5	9		25,5				206KLAW17MPN
	G 1/2	22		71,5	12		25,5				206KLAW21MPN
 <p>Female Thread</p>	G 3/8	22		68,5	7		25,5				206KLIW17MPN
	G 1/2	24		71,5	10		25,5				206KLIW21MPN



Plugs – flat-sealing

Series 206KL

	Connection A	HEX mm	HEX1 mm	L mm	L1 mm	L2 mm	D mm	B mm	G mm	Version	Part Number
 <p>Male Thread</p>	G 3/8	22		51	9						206SLAW17MPN
	G 1/2	22		54	12						206SLAW21MPN
 <p>Female Thread</p>	G 3/8	22		51	7						206SLIW17MPN
	G 1/2	24		54	10						206SLIW21MPN



Technical Description

Coupling system with German industrial profile. Coupling system with single-hand operation. UltraFlo valve for optimum flow and low pressure drop. Robust coupling in slim design mainly for pneumatic applications. The steel sleeve counters oscillating forces. The high insertion depth is guaranteed by an optimised plug guide.

Dust Protections (P. 319) for Coupling Part.-No. SK23S

Working Temperature*
-20°C up to +100°C (NBR) depending on the medium.

* For temperatures below -20°C and over +100°C and depending on the medium, other seal variants (FKM, EPDM, FFKM) are available.



Working Pressure**

50 bar
** maximum static working pressure with safety factor 4 to 1.

50 bar

Material

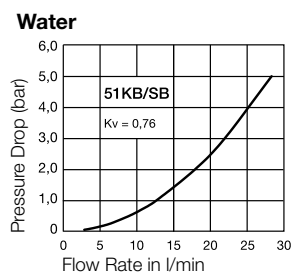
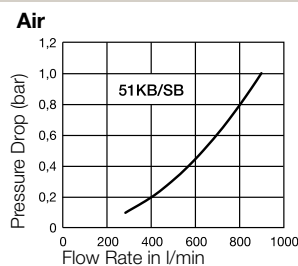
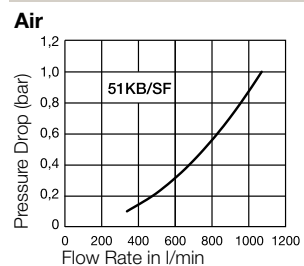
Coupling: Brass / Steel nickel plated
Plug: Steel nickel plated
Seals: NBR

Coupling: Brass / Steel nickel plated
Plug: Brass / Steel nickel plated
Seals: NBR

Interchangeability

- Walther SP006

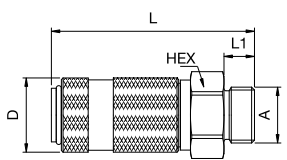
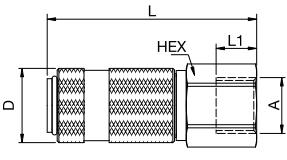
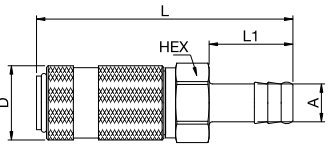
Flow diagrams





Couplings – with valve

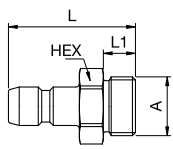
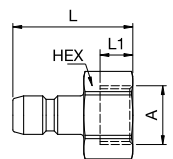
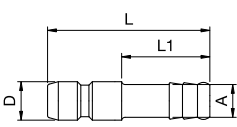
Series 51KB

	Connection A	HEX mm	HEX1 mm	L mm	L1 mm	L2 mm	D mm	B mm	G mm	Version	Part Number
 <p>Male Thread</p>	G 1/4	22		61	9		22				51KBAW13SPN
	G 3/8	22		61	9		22				51KBAW17SPN
	G 1/2	22		61	12		22				51KBAW21SPN
 <p>Female Thread</p>	G 1/4	22		63	12		22				51KBIW13SPN
	G 3/8	22		63	12		22				51KBIW17SPN
	G 1/2	24		64	13		22				51KBIW21SPN
 <p>Hose Barb</p>	6 mm	21		78	25		22				51KBTF06SPN
	9 mm	21		78	25		22				51KBTF09SPN
	13 mm	21		78	25		22				51KBTF13SPN



Plugs – without valve

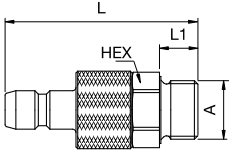
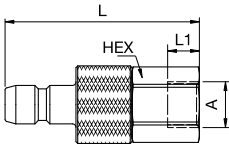
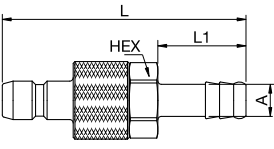
Series 51SF

	Connection A	HEX mm	HEX1 mm	L mm	L1 mm	L2 mm	D mm	B mm	G mm	Version	Part Number
 <p>Male Thread</p>	G 1/4	17		35	9						51SFAW13SXN
	G 3/8	19		36	9						51SFAW17SXN
 <p>Female Thread</p>	G 1/4	17		34	11						51SFIW13SXN
	G 3/8	19		34	11						51SFIW17SXN
 <p>Hose Barb</p>	6 mm			46	25		11				51SFTF06SXN
	9 mm			46	25		11				51SFTF09SXN



Plugs – with valve

Series 51SB

	Connection A	HEX mm	HEX1 mm	L mm	L1 mm	L2 mm	D mm	B mm	G mm	Version	Part Number	
 <p>Male Thread</p>	G 1/4	19		54	8						51SBAW13SPN	
	G 3/8	22		49,5	9						51SBAW17SPN	
	G 1/2	22		49,5	12						51SBAW21SPN	
 <p>Female Thread</p>	G 1/4	22		51,5	12						51SBIW13SPN	
	G 3/8	22		51,5	12						51SBIW17SPN	
 <p>Hose Barb</p>	6 mm	21		65,5	25						51SBTF06SPN	
	9 mm	21		65,5	25						51SBTF09SPN	
	13 mm	21		65,5	25						51SBTF13SPN	



Technical Description

Coupling system with German industrial profile. Coupling system with single-hand operation. UltraFlo valve for optimum flow and low pressure drop. Robust coupling in slim design mainly for pneumatic applications. The steel sleeve counters oscillating forces. The high insertion depth is guaranteed by an optimised plug guide.

Dust Protections (P. 319) for Coupling Part.-No. SK23S for Plug Part.-No. SK12S

Working Temperature*
-20°C up to +100°C (NBR) depending on the medium.

* For temperatures below -20°C and over +100°C and depending on the medium, other seal variants (FKM, EPDM, FFKM) are available.



Working Pressure**

50 bar
** maximum static working pressure with safety factor 4 to 1.

50 bar

Material

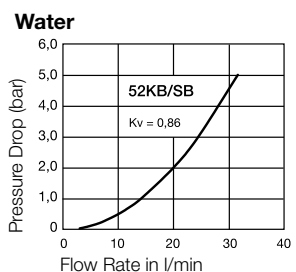
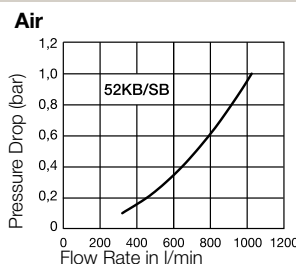
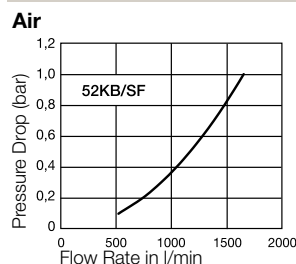
Coupling: Brass / Steel nickel plated
Plug: Steel nickel plated
Seal: NBR

Coupling: Brass / Steel nickel plated
Plug: Brass / Steel nickel plated
Seals: NBR

Interchangeability

- Walther LP006

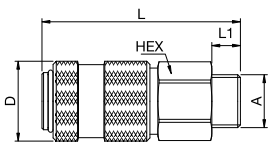
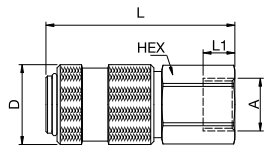
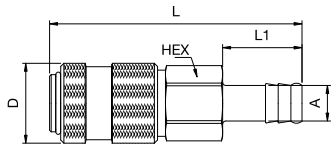
Flow diagrams





Couplings – with valve

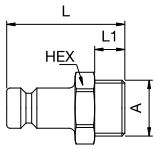
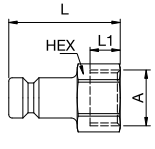
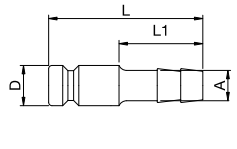
Series 52KB

	Connection A	HEX mm	HEX1 mm	L mm	L1 mm	L2 mm	D mm	B mm	G mm	Version	Part Number
 Male Thread	G 1/4	22		62	9		25				52KBAW13SPN
	G 3/8	22		62	9		25				52KBAW17SPN
	G 1/2	22		65	12		25				52KBAW21SPN
 Female Thread	G 1/4	22		62	10		25				52KBIW13SPN
	G 3/8	22		60	10		25				52KBIW17SPN
	G 1/2	22		65	13		25				52KBIW21SPN
 Hose Barb	6 mm	21		79	25		25				52KBTF06SPN
	9 mm	21		80	25		25				52KBTF09SPN
	10 mm	21		80	25		25				52KBTF10SPN
	11 mm	21		80	25		25				52KBTF11SPN
	13 mm	21		79	25		25				52KBTF13SPN



Plugs – without valve

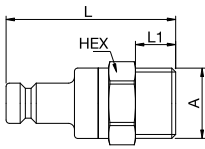
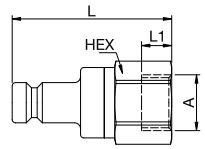
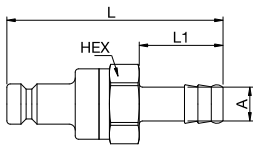
Series 52SF

	Connection A	HEX mm	HEX1 mm	L mm	L1 mm	L2 mm	D mm	B mm	G mm	Version	Part Number
 Male Thread	G 1/8	14		32	7						52SFAW10SXN
	G 1/4	17		35	9						52SFAW13SXN
	G 3/8	19		35	9						52SFAW17SXN
	G 1/2	24		38	12						52SFAW21SXN
 Female Thread	G 1/8	14		31	7						52SFIW10SXN
	G 1/4	17		33	9						52SFIW13SXN
	G 3/8	19		33	9						52SFIW17SXN
	G 1/2	24		36	12						52SFIW21SXN
 Hose Barb	6 mm			46	25		12				52SFTF06SXN
	9 mm			46	25		12				52SFTF09SXN
	11 mm			53	30		12				52SFTF11SXN
	13 mm			53	30		12				52SFTF13SXN



Plugs – with valve

Series 52SB

	Connection A	HEX mm	HEX1 mm	L mm	L1 mm	L2 mm	D mm	B mm	G mm	Version	Part Number	
 <p>Male Thread</p>	G 1/4	22		48	9						52SBAW13SPN	
	G 3/8	22		48	9						52SBAW17SPN	
	G 1/2	22		48	12						52SBAW21SPN	
 <p>Female Thread</p>	G 1/4	22		48	9						52SBIW13SPN	
	G 3/8	22		48	9						52SBIW17SPN	
 <p>Hose Barb</p>	6 mm	21		77,5	25						52SBTF06SPN	
	8 mm	21		77,5	25						52SBTF08SPN	
	9 mm	21		77,5	25						52SBTF09SPN	
	10 mm	21		77,5	25						52SBTF10SPN	
	13 mm	21		77,5	25						52SBTF13SPN	



Technical Description

Universal brass coupling with European standard industrial profile.
Coupling system with single-hand operation and standard-valve. Small mass size. The ergonomic sleeve design prevents dirt on the valve body.

Working Temperature*

-20°C up to +100°C (NBR) depending on the medium.

* For temperatures below -20°C and over +100°C and depending on the medium, other seal variants (FKM, EPDM, FFKM) are available.

Other designs in series 26

The following other designs can be found from page:

- Stainless Steel P. 202
- Safety Self-Venting P. 292



Working Pressure**

35 bar
** maximum static working pressure with safety factor 4 to 1.

35 bar

Features

- Series 26 plugs in brass
- Series 25 steel plugs recommended for oscillating forces

Material

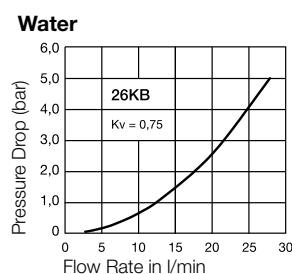
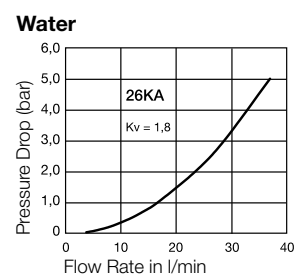
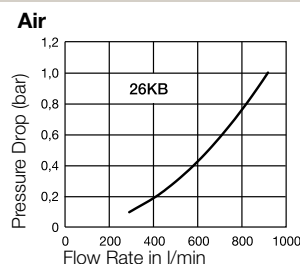
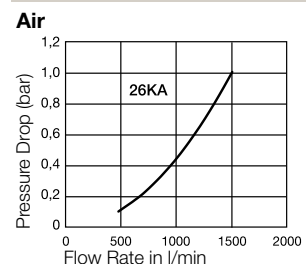
Coupling: Brass
Plug: Brass
Seals: NBR

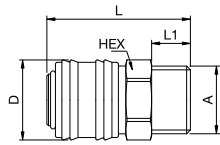
Coupling: Brass
Plug: Brass
Seals: NBR

Interchangeability

- Rectus 25
- Rectus 1600/1625
- Cejn 320
- JWL 520 + JWL 530
- various German Products

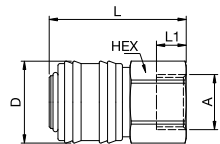
Flow diagrams





Male Thread

Connection A	HEX mm	HEX1 mm	L mm	L1 mm	L2 mm	D mm	B mm	G mm	Version	Part Number
G 1/8	22		43	9		25			blank	26KAAW10MPX
G 1/8	22		43	9		25			nickel plated	26KAAW10MPN
G 1/4	22		39	9		25			blank	26KAAW13MPX
G 1/4	22		39	9		25			nickel plated	26KAAW13MPN
G 3/8	22		41	9		25			blank	26KAAW17MPX
G 3/8	22		41	9		25			nickel plated	26KAAW17MPN
G 1/2	22		44	12		25			blank	26KAAW21MPX
G 1/2	22		44	12		25			nickel plated	26KAAW21MPN
G 1/2	24		44	12		25			blank	26KAAW21MPXS_36
G 1/2	24		44	12		25			nickel plated	26KAAW21MPNS_09
M 14 x 1,5	22		42	10		25			blank	26KAAD14MPX
M 14 x 1,5	22		42	10		25			nickel plated	26KAAD14MPN
M 16 x 1,5	22		43	11		25			blank	26KAAD16MPX
M 16 x 1,5	22		43	11		25			nickel plated	26KAAD16MPN
M 18 x 1,5	22		43	11		25			blank	26KAAD18MPX
M 18 x 1,5	22		43	11		25			nickel plated	26KAAD18MPN



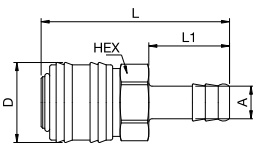
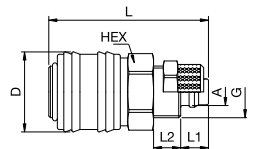
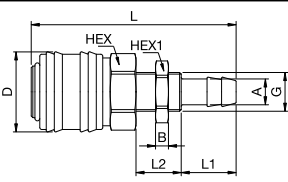
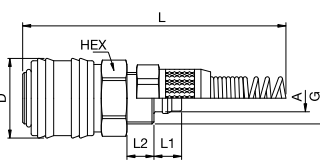
Female Thread

G 1/4	22		41	9		25			blank	26KAIW13MPX
G 1/4	22		41	9		25			nickel plated	26KAIW13MPN
G 3/8	22		41	9		25			blank	26KAIW17MPX
G 3/8	22		41	9		25			nickel plated	26KAIW17MPN
G 1/2	24		44	10		25			blank	26KAIW21MPX
G 1/2	24		44	10		25			nickel plated	26KAIW21MPN
M 14 x 1,5	22		44	9		25			blank	26KAIM14MPX
M 14 x 1,5	22		44	9		25			nickel plated	26KAIM14MPN
M 16 x 1,5	22		44	9		25			blank	26KAIM16MPX
M 16 x 1,5	22		44	9		25			nickel plated	26KAIM16MPN
M 18 x 1,5	22		44	9		25			blank	26KAIM18MPX
M 18 x 1,5	22		44	9		25			nickel plated	26KAIM18MPN



Couplings – with valve

Series 26KA

	Connection A	HEX mm	HEX1 mm	L mm	L1 mm	L2 mm	D mm	B mm	G mm	Version	Part Number	
 <p>Hose Barb</p>	6 mm	21		58	25		25			blank	26KATF06MPX	
	6 mm	21		58	25		25			nickel plated	26KATF06MPN	
	8 mm	21		58	25		25			blank	26KATF08MPX	
	8 mm	21		58	25		25			nickel plated	26KATF08MPN	
	9 mm	21		58	25		25			blank	26KATF09MPX	
	9 mm	21		58	25		25			nickel plated	26KATF09MPN	
	10 mm	21		58	25		25			blank	26KATF10MPX	
	10 mm	21		58	25		25			nickel plated	26KATF10MPN	
	13 mm	21		58	25		25			blank	26KATF13MPX	
	13 mm	21		58	25		25			nickel plated	26KATF13MPN	
	6 mm Parker	21		58	20,5		25				blank	26KATP06MPX
	6 mm Parker	21		58	20,5		25				nickel plated	26KATP06MPN
	10 mm Parker	21		58	24		25				blank	26KATP10MPX
	10 mm Parker	21		58	24		25				nickel plated	26KATP10MPN
	13 mm Parker	21		58	28		25				blank	26KATP13MPX
	13 mm Parker	21		58	28		25				nickel plated	26KATP13MPN
 <p>with Plastic Hose Connection</p>	4 x 6 mm	21		58	7	6	25		M 10 x 1	blank	26KAKO06MPX	
	4 x 6 mm	21		58	7	6	25		M 10 x 1	nickel plated	26KAKO06MPN	
	6 x 8 mm	21		45	7	6	25		M 12 x 1	blank	26KAKO08MPX	
	6 x 8 mm	21		45	7	6	25		M 12 x 1	nickel plated	26KAKO08MPN	
	8 x 10 mm	21		49	9	8	25		M 16 x 1	blank	26KAKO10MPX	
	8 x 10 mm	21		49	9	8	25		M 16 x 1	nickel plated	26KAKO10MPN	
	9 x 12 mm	21		49	9	8	25		M 16 x 1	blank	26KAKO12MPX	
	9 x 12 mm	21		49	9	8	25		M 16 x 1	nickel plated	26KAKO12MPN	
 <p>Panel Mount with Hose Barb</p>	6 mm	21	17	60	17	10	25	4	M 12 x 1	blank	26KATS06MPX	
	6 mm	21	17	60	17	10	25	4	M 12 x 1	nickel plated	26KATS06MPN	
	8 mm	21	17	63	17	14	25	4	M 12 x 1	blank	26KATS08MPX	
	8 mm	21	17	63	17	14	25	4	M 12 x 1	nickel plated	26KATS08MPN	
	10 mm	21	17	72	25	14	25	4	G 1/4	blank	26KATS10MPX	
	10 mm	21	17	72	25	14	25	4	G 1/4	nickel plated	26KATS10MPN	
 <p>Plastic Hose Connection with Spring Guard</p>	6 x 8 mm	21		132	7	6	25		M 12 x 1	blank	26KAKK08MPX	
	6 x 8 mm	21		132	7	6	25		M 12 x 1	nickel plated	26KAKK08MPN	
	8 x 10 mm	21		143	9	8	25		M 16 x 1	blank	26KAKK10MPX	
	8 x 10 mm	21		143	9	8	25		M 16 x 1	nickel plated	26KAKK10MPN	
	9 x 12 mm	21		150	9	8	25		M 16 x 1	blank	26KAKK12MPX	
	9 x 12 mm	21		150	9	8	25		M 16 x 1	nickel plated	26KAKK12MPN	

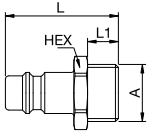
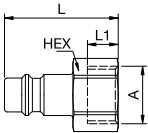
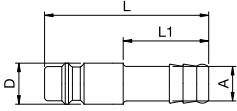


Plugs – without valve

Series 26KA

Brass/Steel

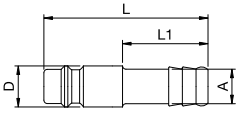
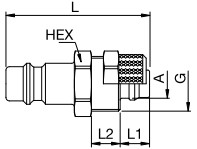
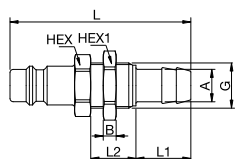
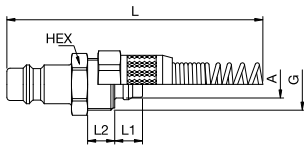
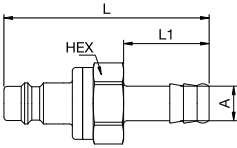
Low Pressure

	Connection A	HEX mm	HEX1 mm	L mm	L1 mm	L2 mm	D mm	B mm	G mm	Version	Part Number
 <p>Male Thread</p>	G 1/8	14		31	7					blank	26SFAW10MXX
	G 1/8	14		31	7					nickel plated	26SFAW10MXN
	G 1/4	17		33	9					blank	26SFAW13MXX
	G 1/4	17		33	9					nickel plated	26SFAW13MXN
	G 3/8	19		33	9					blank	26SFAW17MXX
	G 3/8	19		33	9					nickel plated	26SFAW17MXN
	G 1/2	24		38	12					blank	26SFAW21MXX
	G 1/2	24		38	12					nickel plated	26SFAW21MXN
	M 14 x 1,5	17		35	10					blank	26SFAD14MXX
	M 14 x 1,5	17		35	10					nickel plated	26SFAD14MXN
	M 16 x 1,5	19		36	11					blank	26SFAD16MXX
	M 16 x 1,5	19		36	11					nickel plated	26SFAD16MXN
	M 18 x 1,5	22		37	11					blank	26SFAD18MXX
	M 18 x 1,5	22		37	11					nickel plated	26SFAD18MXN
 <p>Female Thread</p>	G 1/8	14		30	7					blank	26SFIW10MXX
	G 1/8	14		30	7					nickel plated	26SFIW10MXN
	G 1/4	17		33	10					blank	26SFIW13MXX
	G 1/4	17		33	10					nickel plated	26SFIW13MXN
	G 3/8	19		33	10					blank	26SFIW17MXX
	G 3/8	19		33	10					nickel plated	26SFIW17MXN
	G 1/2	24		35	12					blank	26SFIW21MXX
	G 1/2	24		35	12					nickel plated	26SFIW21MXN
	M 14 x 1,5	17		33	10					blank	26SFIM14MXX
	M 14 x 1,5	17		33	10					nickel plated	26SFIM14MXN
	M 16 x 1,5	19		33	10					blank	26SFIM16MXX
	M 16 x 1,5	19		33	10					nickel plated	26SFIM16MXN
	M 18 x 1,5	22		36	13					blank	26SFIM18MXX
	M 18 x 1,5	22		36	13					nickel plated	26SFIM18MXN
 <p>Hose Barb</p>	4 mm			48	25		12			blank	26SFTF04MXX
	4 mm			48	25		12			nickel plated	26SFTF04MXN
	6 mm			48	25		12			blank	26SFTF06MXX
	6 mm			48	25		12			nickel plated	26SFTF06MXN
	8 mm			48	25		12			blank	26SFTF08MXX
	8 mm			48	25		12			nickel plated	26SFTF08MXN
	9 mm			48	25		12			blank	26SFTF09MXX
	9 mm			48	25		12			nickel plated	26SFTF09MXN

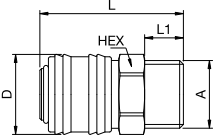
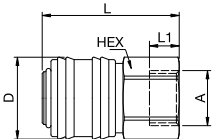
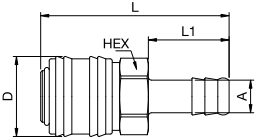


Plugs – without valve

Series 26KA

	Connection A	HEX mm	HEX1 mm	L mm	L1 mm	L2 mm	D mm	B mm	G mm	Version	Part Number
 <p>Hose Barb</p>	10 mm			48	25		12			blank	26SFTF10MXX
	10 mm			48	25		12			nickel plated	26SFTF10MXN
	13 mm			48	25		15			blank	26SFTF13MXX
	13 mm			48	25		15			nickel plated	26SFTF13MXN
	6 mm Parker			43	20,5		16			blank	26SFTP06MXX
	6 mm Parker			43	20,5		16			nickel plated	26SFTP06MXN
	10 mm Parker			46	24		22			blank	26SFTP10MXX
	10 mm Parker			46	24		22			nickel plated	26SFTP10MXN
	13 mm Parker			50	28		24			blank	26SFTP13MXX
	13 mm Parker			50	28		24			nickel plated	26SFTP13MXN
 <p>with Plastic Hose Connection</p>	4 x 6 mm			34	7	6	12		M 10 x 1	blank	26SFKO06MXX
	4 x 6 mm			34	7	6	12		M 10 x 1	nickel plated	26SFKO06MXN
	6 x 8 mm			34	7	6	12		M 12 x 1	blank	26SFKO08MXX
	6 x 8 mm			34	7	6	12		M 12 x 1	nickel plated	26SFKO08MXN
	8 x 10 mm	17		42	9	6			M 16 x 1	blank	26SFKO10MXX
	8 x 10 mm	17		42	9	6			M 16 x 1	nickel plated	26SFKO10MXN
	9 x 12 mm	17		42	9	8			M 16 x 1	blank	26SFKO12MXX
	9 x 12 mm	17		42	9	8			M 16 x 1	nickel plated	26SFKO12MXN
 <p>Panel Mount with Hose Barb</p>	6 mm	14	17	56	17	14		4	M 12 x 1	blank	26SFTS06MXX
	6 mm	14	17	56	17	14		4	M 12 x 1	nickel plated	26SFTS06MXN
	8 mm	17	17	56	17	14		4	M 12 x 1	blank	26SFTS08MXX
	8 mm	17	17	56	17	14		4	M 12 x 1	nickel plated	26SFTS08MXN
	10 mm	17	19	56	17	14		4	M 14 x 1	blank	26SFTS10MXX
	10 mm	17	19	56	17	14		4	M 14 x 1	nickel plated	26SFTS10MXN
 <p>Plastic Hose Connection with Spring Guard</p>	4 x 6 mm			120	7	6	12		M 10 x 1	blank	26SFKK06MXX
	4 x 6 mm			120	7	6	12		M 10 x 1	nickel plated	26SFKK06MXN
	6 x 8 mm			127	7	6	12		M 12 x 1	blank	26SFKK08MXX
	6 x 8 mm			127	7	6	12		M 12 x 1	nickel plated	26SFKK08MXN
	8 x 10 mm	17		135	9	8			M 16 x 1	blank	26SFKK10MXX
	8 x 10 mm	17		135	9	8			M 16 x 1	nickel plated	26SFKK10MXN
	9 x 12 mm	17		142	9	8			M 16 x 1	blank	26SFKK12MXX
	9 x 12 mm	17		142	9	8			M 16 x 1	nickel plated	26SFKK12MXN
 <p>Recoil Eliminator with Hose Barb</p>	6 mm	21		60	25					blank	26SRTF06MXX
	6 mm	21		60	25					nickel plated	26SRTF06MXN
	8 mm	21		60	25					blank	26SRTF08MXX
	8 mm	21		60	25					nickel plated	26SRTF08MXN
	9 mm	21		60	25					blank	26SRTF09MXX
	9 mm	21		60	25					nickel plated	26SRTF09MXN
	10 mm	21		60	25					blank	26SRTF10MXX
	10 mm	21		60	25					Nickel Plated	26SRTF10MXN
	13 mm	21		60	25					blank	26SRTF13MXX
	13 mm	21		60	25					nickel plated	26SRTF13MXN

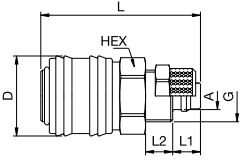
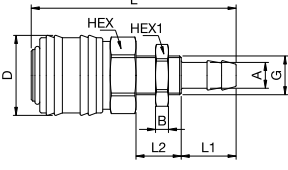
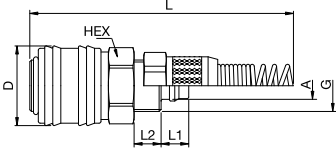


	Connection A	HEX mm	HEX1 mm	L mm	L1 mm	L2 mm	D mm	B mm	G mm	Version	Part Number
 <p>Male Thread</p>	G 1/8	22		43	9		25			blank	26KBAW10MPX
	G 1/8	22		43	9		25			nickel plated	26KBAW10MPN
	G 1/4	22		39	9		25			blank	26KBAW13MPX
	G 1/4	22		39	9		25			nickel plated	26KBAW13MPN
	G 3/8	22		41	9		25			blank	26KBAW17MPX
	G 3/8	22		41	9		25			nickel plated	26KBAW17MPN
	G 1/2	24		42	10		25			blank	26KBAW21MPX
	G 1/2	24		42	10		25			nickel plated	26KBAW21MPN
	M 16 x 1,5	22		43	11		25			blank	26KBAD16MPX
	M 16 x 1,5	22		43	11		25			nickel plated	26KBAD16MPN
	M 18 x 1,5	22		43	11		25			blank	26KBAD18MPX
	M 18 x 1,5	22		43	11		25			nickel plated	26KBAD18MPN
 <p>Female Thread</p>	G 1/4	22		41	9		25			blank	26KBIW13MPX
	G 1/4	22		41	9		25			nickel plated	26KBIW13MPN
	G 3/8	22		41	9		25			blank	26KBIW17MPX
	G 3/8	22		41	9		25			nickel plated	26KBIW17MPN
	G 1/2	24		44	10		25			blank	26KBIW21MPX
	G 1/2	24		44	10		25			nickel plated	26KBIW21MPN
	M 16 x 1,5	22		44	9		25			blank	26KBIM16MPX
	M 16 x 1,5	22		44	9		25			nickel plated	26KBIM16MPN
	M 18 x 1,5	22		44	9		25			blank	26KBIM18MPX
	M 18 x 1,5	22		44	9		25			nickel plated	26KBIM18MPN
 <p>Hose Barb</p>	6 mm	21		58	25		25			blank	26KBTF06MPX
	6 mm	21		58	25		25			nickel plated	26KBTF06MPN
	8 mm	21		58	25		25			blank	26KBTF08MPX
	8 mm	21		58	25		25			nickel plated	26KBTF08MPN
	9 mm	21		58	25		25			blank	26KBTF09MPX
	9 mm	21		58	25		25			nickel plated	26KBTF09MPN
	10 mm	21		58	25		25			blank	26KBTF10MPX
	10 mm	21		58	25		25			nickel plated	26KBTF10MPN
	13 mm	21		58	25		25			blank	26KBTF13MPX
	13 mm	21		58	25		25			nickel plated	26KBTF13MPN
	6 mm Parker	21		58	25		25			blank	26KBTP06MPX
	6 mm Parker	21		58	25		25			nickel plated	26KBTP06MPN
	10 mm Parker	21		58	24		25			blank	26KBTP10MPX
	10 mm Parker	21		58	24		25			nickel plated	26KBTP10MPN
	13 mm Parker	21		58	28		25			blank	26KBTP13MPX
	13 mm Parker	21		58	28		25			nickel plated	26KBTP13MPN



Couplings – with valve

Series 26KB

	Connection A	HEX mm	HEX1 mm	L mm	L1 mm	L2 mm	D mm	B mm	G mm	Version	Part Number
 <p>with Plastic Hose Connection</p>	6 x 8 mm	21		45	7	6	25		M 12 x 1	blank	26KBKO08MPX
	6 x 8 mm	21		45	7	6	25		M 12 x 1	nickel plated	26KBKO08MPN
	8 x 10 mm	21		49	9	8	25		M 16 x 1	blank	26KBKO10MPX
	8 x 10 mm	21		49	9	8	25		M 16 x 1	nickel plated	26KBKO10MPN
	9 x 12 mm	21		49	9	8	25		M 16 x 1	blank	26KBKO12MPX
	9 x 12 mm	21		49	9	8	25		M 16 x 1	nickel plated	26KBKO12MPN
 <p>Panel Mount with Hose Barb</p>	6 mm	21	17	60	17	10	25	4	M 12 x 1	blank	26KBTS06MPX
	6 mm	21	17	60	17	10	25	4	M 12 x 1	nickel plated	26KBTS06MPN
	8 mm	21	17	63	17	14	25	4	M 12 x 1	blank	26KBTS08MPX
	8 mm	21	17	63	17	14	25	4	M 12 x 1	nickel plated	26KBTS08MPN
	10 mm	21	17	72	25	14	25	4	G 1/4	blank	26KBTS10MPX
	10 mm	21	17	72	25	14	25	4	G 1/4	nickel plated	26KBTS10MPN
 <p>Plastic Hose Connection with Spring Guard</p>	6 x 8 mm	21		132	7	6	25		M 12 x 1	blank	26KBKK08MPX
	6 x 8 mm	21		132	7	6	25		M 12 x 1	nickel plated	26KBKK08MPN
	8 x 10 mm	21		143	9	8	25		M 16 x 1	blank	26KBKK10MPX
	8 x 10 mm	21		143	9	8	25		M 16 x 1	nickel plated	26KBKK10MPN
	9 x 12 mm	21		150	9	8	25		M 16 x 1	blank	26KBKK12MPX
	9 x 12 mm	21		150	9	8	25		M 16 x 1	nickel plated	26KBKK12MPN



Plugs – with valve

Series 26KB

	Connection A	HEX mm	HEX1 mm	L mm	L1 mm	L2 mm	D mm	B mm	G mm	Version	Part Number
The right plug for series 26KB can be found under series 25KB from page 102.											

Nominal Diameter

7,4 = 43 mm²



Tema Series

1300



Other designs in series 1300

The following other designs can be found from page:

- Stainless Steel P. 204

Technical Description

Series 1300 is used mainly for applications in the area of compressed air and liquids. Optimally suited to smaller to medium-sized pneumatic systems and to compressed air tools. The coupling series stands out for its compact design and high flow rates with the UltraFlo valve. Coupling body made of nitrocarburized steel.

Dust Protections  (P. 319)

for Coupling Part.-No. 1315-QC
for Plug Part.-No. 1325-QC

Working Temperature*

-20°C up to +100°C (NBR)
depending on the medium.

* For temperatures below -20°C and over +100°C and depending on the medium, other seal variants (FKM, EPDM, FFKM) are available.



Working Pressure**

35 bar
** maximum static working pressure with safety factor 4 to 1.

50 bar

Features

- Single-hand operation
- Two-hand operation
- Special sealing system in the coupling increases the service life of the coupling

Material

Coupling: Brass nickel plated and chrome plated
Plug: Steel zinc plated
Seals: NBR

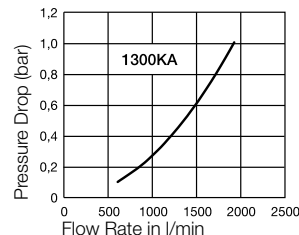
Coupling: Brass nickel plated and chrome plated
Plug: Brass nickel plated and chrome plated
Seals: NBR

Interchangeability

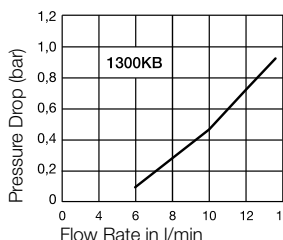
- Rectus Serie 31
- Cejn 303

Flow diagrams

Air



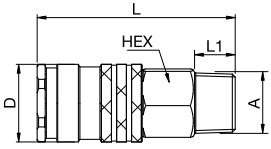
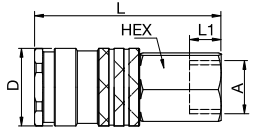
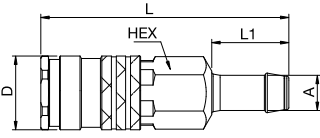
Water





Couplings – with valve

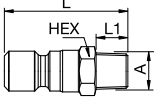
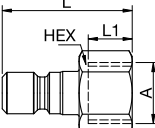
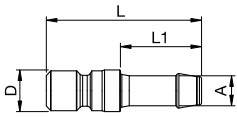
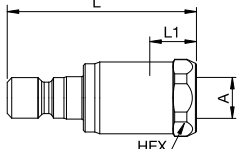
Series 1300KA

	Connection A	HEX mm	HEX1 mm	L mm	L1 mm	L2 mm	D mm	B mm	G mm	Version	Part Number
 <p>Male Thread</p>	R 1/4	19		58	12		22				1300KAAK13MPN
	R 3/8	19		56	12		22				1300KAAK17MPN
	R 1/2	23		59	14		26				1300KAAK21MPN
 <p>Female Thread</p>	G 1/4	19		55	9		22				1300KAIW13MPN
	G 3/8	20		55	10		22				1300KAIW17MPN
 <p>Hose Barb</p>	6 mm	19		78	23		22				1300KATF06MPN
	8 mm	19		78	23		22				1300KATF08MPN
	10 mm	19		78	23		22				1300KATF10MPN
	13 mm	19		77	24		22				1300KATF13MPN



Plugs – without valve

Series 1300KA

	Connection A	HEX mm	HEX1 mm	L mm	L1 mm	L2 mm	D mm	B mm	G mm	Version	Part Number
 <p>Male Thread</p>	R 1/8	13		35	9						1300SFAK10SXZ
	R 1/4	17		38	12						1300SFAK13SXZ
	G 1/4	17		35	12						1300SFAW13SXZ
	R 3/8	17		38	12						1300SFAK17SXZ
	R 1/2	22		40	14						1300SFAK21SXZ
 <p>Female Thread</p>	G 1/8	13		32	8,5						1300SFIW10SXZ
	G 1/4	17		36	10						1300SFIW13SXZ
	G 3/8	22		36	10						1300SFIW17SXZ
	G 1/2	27		39	12						1300SFIW21SXZ
 <p>Hose Barb</p>	6 mm			44	23		12				1300SFTF06SXZ
	8 mm			44	23		12				1300SFTF08SXZ
	10 mm			44	24		12				1300SFTF10SXZ
	12 mm			47	23		12				1300SFTF12SXZ
 <p>Recoil Eliminator, with Female Thread</p>	G 1/4	20		53	12						1300SRIW13SXZ



Couplings – with valve

Series 1300KB

	Connection A	HEX mm	HEX1 mm	L mm	L1 mm	L2 mm	D mm	B mm	G mm	Version	Part Number
<p>Male Thread</p>	R 3/8	18		49	7,5		22				1300KBAK17MPN
<p>Female Thread</p>	G 1/4	18		49	8		22				1300KBIW13MPN
	G 3/8	18		50	8		22				1300KBIW17MPN



Plugs – with valve

Series 1300KB





	Connection A	HEX mm	HEX1 mm	L mm	L1 mm	L2 mm	D mm	B mm	G mm	Version	Part Number
<p>Female Thread</p>	G 1/4	18		44	9						1300SBIW13MPC

Protective Sleeve

Series 1300KB

	Description	L mm	L1 mm	L2 mm	D mm	B mm	Material	Color	Part Number
<p>Female Thread</p>	for Couplings 1300KB	73			33		EBA	blue	1300-351

Cross-Reference-List

Connection	Thread	Rectus Part Number old	Tema Part Number old	Part Number new	Page
 Couplings – with valve					
Male Thread	R 1/4	31KAAK13SPN	1300 EC	1300KAAK13MPN	75
	R 3/8	31KAAK17SPN	1300 EA	1300KAAK17MPN	75
	R 1/2	31KAAK21SPN	1300 ED	1300KAAK21MPN	75
Female Thread	G 1/4	31KAIW13SPN	1300 E	1300KAIW13MPN	75
	G 3/8	31KAIW17SPN	1300 EB	1300KAIW17MPN	75
Hose Barb	6 mm	31KATF06SPN	1300 EK06	1300KATF06MPN	75
	8 mm	31KATF08SPN	1300 EK08	1300KATF08MPN	75
	10 mm	31KATF10SPN	1300 EK10	1300KATF10MPN	75
	13 mm	31KATF13SPN	1300 EK12	1300KATF13MPN	75
 Plugs – without valve					
Male Thread	R 1/8	31SFAK10SXZ	13110-QC	1300SFAK10SXZ	75
	R 1/4	31SFAK13SXZ	13210 A	1300SFAK13SXZ	75
	G 1/4	31SFAW10SXZ	13210-QC	1300SFAW13SXZ	75
	R 3/8	31SFAK17SXZ	13220	1300SFAK17SXZ	75
	R 1/2	31SFAK21SXZ	13230	1300SFAK21SXZ	75
Female Thread	G 1/8	31SFIW10SXZ	13405	1300SFIW10SXZ	75
	G 1/4	31SFIW13SXZ	13410	1300SFIW13SXZ	75
	G 3/8	31SFIW17SXZ	13420	1300SFIW17SXZ	75
	G 1/2	31SFIW21SXZ	13430-QC	1300SFIW21SXZ	75
Hose Barb	6 mm	31SFTF06SXZ	13006	1300SFTF06SXZ	75
	8 mm	31SFTF08SXZ	13008-QC	1300SFTF08SXZ	75
	10 mm	31SFTF10SXZ	13010-QC	1300SFTF10SXZ	75
	12 mm	31SFTF13SXZ	13012-QC	1300SFTF12SXZ	75
Recoil Eliminator	G 1/4	-	13410 S	1300SRIW13SXZ	75
 Couplings – with valve					
Male Thread	R 3/8	-	1300 NA	1300KBAK17MPN	76
Female Thread	G 1/4	-	1300 N	1300KBIW13MPN	76
	G 3/8	-	1300 NB	1300KBIW17MPN	76
 Plugs – with valve					
Female Thread	G 1/4	-	13410 MN	1300SBIW13MPC	76

**Technical Description**

Robust brass coupling with Japanese industrial profile.
Coupling system with single-hand operation. Above average flow volumes and structure resistant to the effects of external forces.

Working Temperature*

-20°C up to +100°C (NBR)
depending on the medium.

* For temperatures below -20°C and over +100°C and depending on the medium, other seal variants (FKM, EPDM, FFKM) are available.

**Working Pressure****

35 bar

** maximum static working pressure with safety factor 4 to 1.

Material

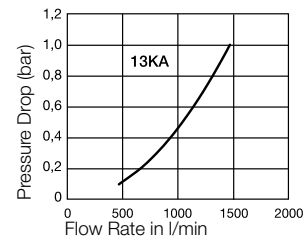
Coupling: Brass nickel plated

Plug: Steel nickel plated

Seals: NBR

Interchangeability

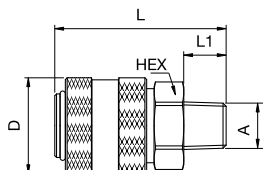
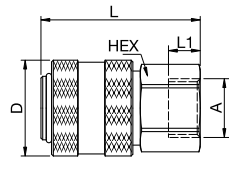
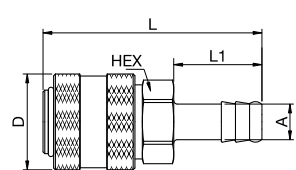
- Nitto-Kohki 200
- Cejn 314
- Cejn 315

Flow diagrams**Air**



Coupling – with valve

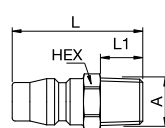
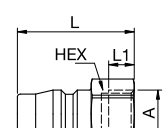
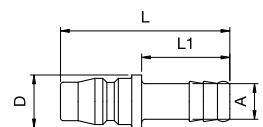
Series 13KA

	Connection A	HEX mm	HEX1 mm	L mm	L1 mm	L2 mm	D mm	B mm	G mm	Version	Part Number
 <p>Male Thread</p>	R 1/4	22		49	12		27			blank	13KAAK13MPX
	R 1/4	22		49	12		27			nickel plated	13KAAK13MPN
	R 3/8	22		49	12		27			blank	13KAAK17MPX
	R 3/8	22		49	12		27			nickel plated	13KAAK17MPN
	R 1/2	22		53	17		27			blank	13KAAK21MPX
	R 1/2	22		53	17		27			nickel plated	13KAAK21MPN
 <p>Female Thread</p>	G 1/4	22		45	9		27			blank	13KAIW13MPX
	G 1/4	22		45	9		27			nickel plated	13KAIW13MPN
	G 3/8	22		45	9		27			blank	13KAIW17MPX
	G 3/8	22		45	9		27			nickel plated	13KAIW17MPN
	G 1/2	24		48	12		27			blank	13KAIW21MPX
	G 1/2	24		48	12		27			nickel plated	13KAIW21MPN
 <p>Hose Barb</p>	6 mm	21		62	25		27			blank	13KATF06MPX
	6 mm	21		62	25		27			nickel plated	13KATF06MPN
	8 mm	21		62	25		27			blank	13KATF08MPX
	8 mm	21		62	25		27			nickel plated	13KATF08MPN
	10 mm	21		62	25		27			blank	13KATF10MPX
	10 mm	21		62	25		27			nickel plated	13KATF10MPN
	13 mm	21		62	25		27			blank	13KATF13MPX
	13 mm	21		62	25		27			nickel plated	13KATF13MPN



Plugs – without valve

Series 13KA

	Connection A	HEX mm	HEX1 mm	L mm	L1 mm	L2 mm	D mm	B mm	G mm	Version	Part Number
 <p>Male Thread</p>	R 1/4	14		37	12						13SFAK13SXN
	R 3/8	17		37	12						13SFAK17SXN
	R 1/2	22		44	17						13SFAK21SXN
 <p>Female Thread</p>	G 1/4	17		34	9						13SFIW13SXN
	G 3/8	19		34	9						13SFIW17SXN
 <p>Hose Barb</p>	6 mm			48	25		15				13SFTF06SXN
	8 mm			48	25		15				13SFTF08SXN
	10 mm			48	25		15				13SFTF10SXN
	13 mm			48	25		15				13SFTF13SXN



Other designs in series 25

The following other designs can be found from page:

- Stainless Steel P. 208
- Safety P. 274
- Safety Self-Venting P. 294
- Coded Systems P. 302




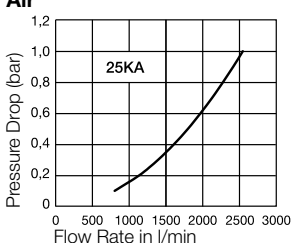
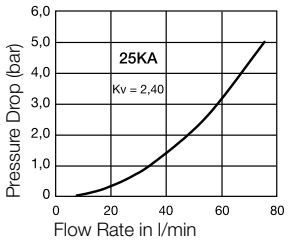
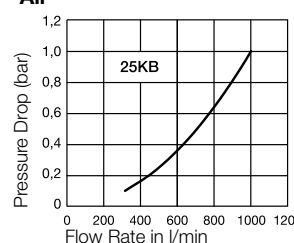
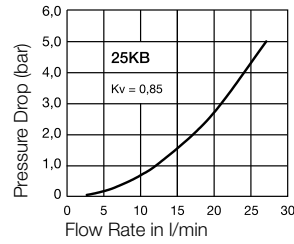
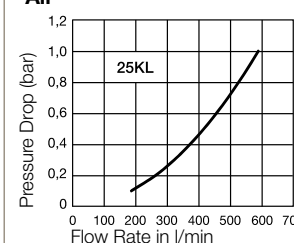
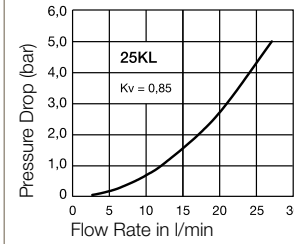
Technical Description

Universal industrial coupling with standard European profile. Coupling system with single-hand operation. UltraFlo valve for optimum flow and low pressure drop. The series stands out for its robust design and long service life even with the harshest use.

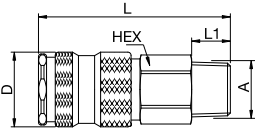
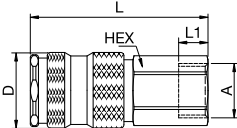
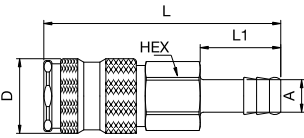
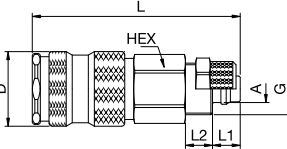
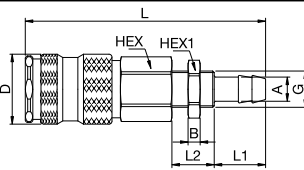
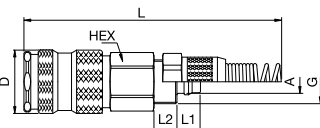
Dust Protections  (P. 319) for Coupling Part.-No. SK23S for Plug Part.-No. SK12S

Working Temperature*
-20°C up to +100°C (NBR) depending on the medium.

* For temperatures below -20°C and over +100°C and depending on the medium, other seal variants (FKM, EPDM, FFKM) are available.

 KA Single Shut-Off	 KB Double Shut-Off	 KL Leak-Free
<p>Working Pressure** 35 bar ** maximum static working pressure with safety factor 4 to 1.</p>	<p>35 bar</p>	<p>8 bar</p>
<p>Features</p> <ul style="list-style-type: none"> • Brass coupling and plug for use with water • Robust coupling system with steel sleeve 		<ul style="list-style-type: none"> • Minimal, almost imperceptible leakage when uncoupling • No air locked into the system during the coupling process • Brass valved plug available blank
<p>Material Coupling: Brass / Steel nickel plated Plug: Steel zinc plated or Brass (Serie 26) Seals: NBR</p>	<p>Coupling: Brass Plug: Brass Seals: NBR</p>	<p>Coupling: Brass nickel plated Plug: Brass nickel plated Seals: NBR</p>
<p>Interchangeability</p> <ul style="list-style-type: none"> • Rectus 26 • Rectus 1600/1625 • Cejn 320 • JWL 520 + JWL 530 • various German Products 		
<p>Flow diagrams</p> <p>Air</p>  <p>Water</p> 	<p>Air</p>  <p>Water</p> 	<p>Air</p>  <p>Water</p> 

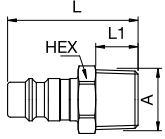
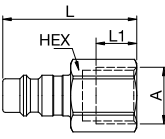
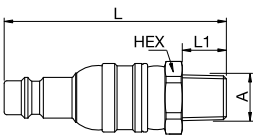
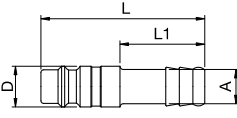


	Connection A	HEX mm	HEX1 mm	L mm	L1 mm	L2 mm	D mm	B mm	G mm	Version	Part Number
 <p>Male Thread</p>	R 1/4	19		60	12		23				25KAAK13MPN
	R 3/8	19		60	12		23				25KAAK17MPN
	R 1/2	22		61	17		23				25KAAK21MPN
	M 14 x 1,5	19		59	10		23				25KAAD14MPN
	M 16 x 1,5	19		60	11		23				25KAAD16MPN
	M 18 x 1,5	19		60	11		23				25KAAD18MPN
 <p>Female Thread</p>	G 1/4	19		56	10		23				25KAIW13MPN
	G 3/8	19		55	9		23				25KAIW17MPN
	G 1/2	24		58	12		23				25KAIW21MPN
	M 14 x 1,5	19		55	9		23				25KAIM14MPN
	M 16 x 1,5	19		55	9		23				25KAIM16MPN
	M 18 x 1,5	22		56	9		23				25KAIM18MPN
 <p>Hose Barb</p>	6 mm	19		74	25		23				25KATF06MPN
	8 mm	19		74	25		23				25KATF08MPN
	9 mm	19		74	25		23				25KATF09MPN
	10 mm	19		74	25		23				25KATF10MPN
	13 mm	19		74	25		23				25KATF13MPN
	6 mm Parker	19		69	20		23				25KATP06MPN
	10 mm Parker	19		73	24		23				25KATP10MPN
 <p>with Plastic Hose Connection</p>	6 x 8 mm	19		61	7	6	23		M 12 x 1		25KAKO08MPN
	8 x 10 mm	19		65	9	8	23		M 16 x 1		25KAKO10MPN
	9 x 12 mm	19		65	9	8	23		M 16 x 1		25KAKO12MPN
 <p>Panel Mount with Hose Barb</p>	6 mm	19	17	76	17	10	23	4	M 12 x 1		25KATS06MPN
	8 mm	19	17	80	17	14	23	4	M 12 x 1		25KATS08MPN
	10 mm	19	17	87	25	14	23	4	G 1/4		25KATS10MPN
 <p>Plastic Hose Connection with Spring Guard</p>	6 x 8 mm	19		144	7	6	23		M 12 x 1		25KAKK08MPN
	8 x 10 mm	19		155	9	8	23		M 16 x 1		25KAKK10MPN
	9 x 12 mm	19		162	9	8	23		M 16 x 1		25KAKK12MPN



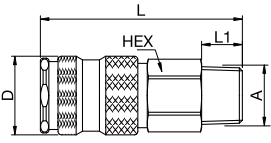
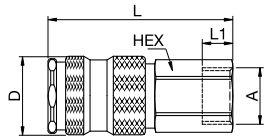
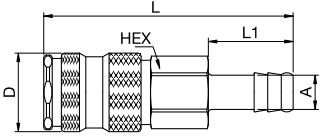
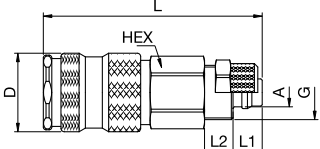
Plugs – without valve

Series 25KA

	Connection A	HEX mm	HEX1 mm	L mm	L1 mm	L2 mm	D mm	B mm	G mm	Version	Part Number	
 <p>Male Thread</p>	R 1/8	13		33	9						25SFAK10SXZ	
	R 1/4	14		36,5	12						25SFAK13SXZ	
	R 3/8	17		37	12						25SFAK17SXZ	
	R 1/2	22		43	17						25SFAK21SXZ	
	M 14 x 1,5	17		35	10						25SFAD14SXZ	
	M 16 x 1,5	19		36	11						25SFAD16SXZ	
	M 18 x 1,5	22		37	11						25SFAD18SXZ	
 <p>Female Thread</p>	G 1/8	14		30	5						25SFIW10SXZ	
	G 1/4	17		38,5	12						25SFIW13SXZ	
	G 3/8	19		39,5	12						25SFIW17SXZ	
	G 1/2	24		44	14						25SFIW21SXZ	
	M 14 x 1,5	17		33	8						25SFIM14SXZ	
	M 16 x 1,5	19		33	10						25SFIM16SXZ	
	M 18 x 1,5	22		36	13						25SFIM18SXZ	
 <p>Flex Joint, Male Thread</p>	R 1/4	17		64	11					nickel plated	25FAAK13SPN	
 <p>Hose Barb</p>	6 mm			48	25		12				25SFTF06SXZ	
	8 mm			48	25		12				25SFTF08SXZ	
	9 mm			48	25		12				25SFTF09SXZ	
	10 mm			48	25		12				25SFTF10SXZ	
	13 mm			48	25		15				25SFTF13SXZ	

The right plug in brass design can be found under series 26 from page 87.

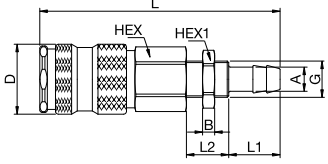
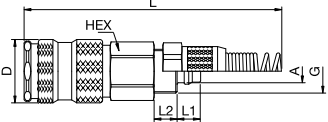


	Connection A	HEX mm	HEX1 mm	L mm	L1 mm	L2 mm	D mm	B mm	G mm	Version	Part Number
 <p>Male Thread</p>	R 1/4	19		60	12		23			blank	25KBAK13BPX
	R 1/4	19		60	12		23			nickel plated	25KBAK13BPN
	R 3/8	19		59	10,5		23			blank	25KBAK17BPX
	R 3/8	19		59	10,5		23			nickel plated	25KBAK17BPN
	R 1/2	22		57,5	9		23			blank	25KBAK21BPX
	R 1/2	22		57,5	9		23			nickel plated	25KBAK21BPN
	M 14 x 1,5	19		59	10		23			blank	25KBAD14BPX
	M 14 x 1,5	19		59	10		23			nickel plated	25KBAD14BPN
	M 16 x 1,5	19		60	11		23			blank	25KBAD16BPX
	M 16 x 1,5	19		60	11		23			nickel plated	25KBAD16BPN
	M 18 x 1,5	19		60	11		23			blank	25KBAD18BPX
	M 18 x 1,5	19		60	11		23			nickel plated	25KBAD18BPN
 <p>Female Thread</p>	G 1/4	19		56	10		23			blank	25KBIW13BPX
	G 1/4	19		56	10		23			nickel plated	25KBIW13BPN
	G 3/8	19		55	9		23			blank	25KBIW17BPX
	G 3/8	19		55	9		23			nickel plated	25KBIW17BPN
	G 1/2	24		58	12		23			blank	25KBIW21BPX
	G 1/2	24		58	12		23			nickel plated	25KBIW21BPN
	M 16 x 1,5	19		55	9		23			blank	25KBIM16BPX
	M 16 x 1,5	19		55	9		23			nickel plated	25KBIM16BPN
	M 18 x 1,5	22		56	9		23			blank	25KBIM18BPX
	M 18 x 1,5	22		56	9		23			nickel plated	25KBIM18BPN
 <p>Hose Barb</p>	6 mm	19		74	25		23			blank	25KBTF06BPX
	6 mm	19		74	25		23			nickel plated	25KBTF06BPN
	8 mm	19		74	25		23			blank	25KBTF08BPX
	8 mm	19		74	25		23			nickel plated	25KBTF08BPN
	9 mm	19		74	25		23			blank	25KBTF09BPX
	9 mm	19		74	25		23			nickel plated	25KBTF09BPN
	10 mm	19		74	25		23			blank	25KBTF10BPX
	10 mm	19		74	25		23			nickel plated	25KBTF10BPN
	13 mm	19		74	25		23			blank	25KBTF13BPX
	13 mm	19		74	25		23			nickel plated	25KBTF13BPN
	10 mm Parker	19		73	24		23			blank	25KBTP10BPX
	10 mm Parker	19		73	24		23			nickel plated	25KBTP10BPN
	13 mm Parker	19		76	28		23			blank	25KBTP13BPX
	13 mm Parker	19		76	28		23			nickel plated	25KBTP13BPN
 <p>with Plastic Hose Connection</p>	8 x 10 mm	19		65	9	8	23		M 16 x 1	blank	25KBKO10BPX
	8 x 10 mm	19		65	9	8	23		M 16 x 1	nickel plated	25KBKO10BPN
	9 x 12 mm	19		65	9	8	23		M 16 x 1	blank	25KBKO12BPX
	9 x 12 mm	19		65	9	8	23		M 16 x 1	nickel plated	25KBKO12BPN



Coupling – with valve

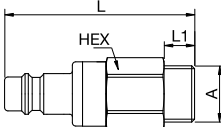
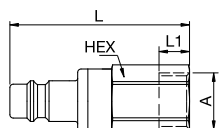
Series 25KB

	Connection A	HEX mm	HEX1 mm	L mm	L1 mm	L2 mm	D mm	B mm	G mm	Version	Part Number
 <p>Panel Mount with Hose Barb</p>	6 mm	19	17	76	17	10	23	4	M 12 x 1	blank	25KBTS06BPX
	6 mm	19	17	76	17	10	23	4	M 12 x 1	nickel plated	25KBTS06BPN
	8 mm	19	17	80	17	14	23	4	M 12 x 1	blank	25KBTS08BPX
	8 mm	19	17	80	17	14	23	4	M 12 x 1	nickel plated	25KBTS08BPN
	10 mm	19	17	76	17	10	23	4	M 12 x 1	blank	25KBTS10BPX
	10 mm	19	17	76	17	10	23	4	M 12 x 1	nickel plated	25KBTS10BPN
 <p>Plastic Hose Connection with Spring Guard</p>	6 x 8 mm	19		144	7	6	23		M 12 x 1	blank	25KBKK08BPX
	6 x 8 mm	19		144	7	6	23		M 12 x 1	nickel plated	25KBKK08BPN
	9 x 12 mm	19		162	9	8	23		M 16 x 1	blank	25KBKK12BPX
	9 x 12 mm	19		162	9	8	23		M 16 x 1	nickel plated	25KBKK12BPN

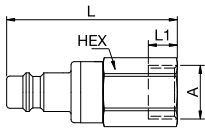
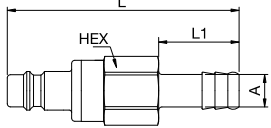
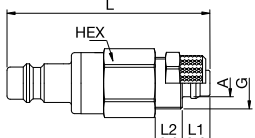
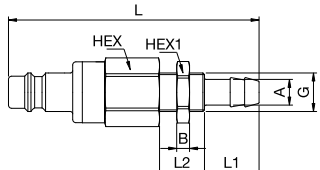
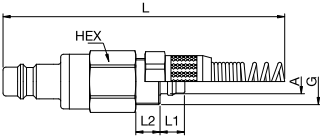


Plugs – with valve

Series 25KB

	Connection A	HEX mm	HEX1 mm	L mm	L1 mm	L2 mm	D mm	B mm	G mm	Version	Part Number
 <p>Male Thread</p>	G 1/8	22		44,5	9					blank	25SBAW10MPX
	G 1/8	22		44,5	9					nickel plated	25SBAW10MPN
	G 1/4	22		43	9					blank	25SBAW13MPX
	G 1/4	22		43	9					nickel plated	25SBAW13MPN
	G 3/8	22		43	9					blank	25SBAW17MPX
	G 3/8	22		43	9					nickel plated	25SBAW17MPN
	G 1/2	22		46	12					blank	25SBAW21MPX
	G 1/2	22		46	12					nickel plated	25SBAW21MPN
	M 14 x 1,5	22		44	10					blank	25SBAD14MPX
	M 14 x 1,5	22		44	10					nickel plated	25SBAD14MPN
	M 16 x 1,5	22		45	11					blank	25SBAD16MPX
	M 16 x 1,5	22		45	11					nickel plated	25SBAD16MPN
	M 18 x 1,5	22		45	11					blank	25SBAD18MPX
	M 18 x 1,5	22		45	11					nickel plated	25SBAD18MPN
 <p>Female Thread</p>	G 1/4	22		43	10					blank	25SBIW13MPX
	G 1/4	22		43	10					nickel plated	25SBIW13MPN
	G 3/8	22		43	9					blank	25SBIW17MPX
	G 3/8	22		43	9					nickel plated	25SBIW17MPN
	G 1/2	24		46	9					blank	25SBIW21MPX
	G 1/2	24		46	9					nickel plated	25SBIW21MPN
	M 14 x 1,5	22		43	9					blank	25SBIM14MPX
	M 14 x 1,5	22		43	9					nickel plated	25SBIM14MPN

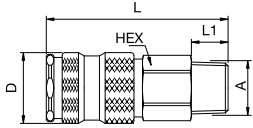
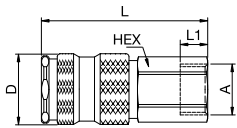
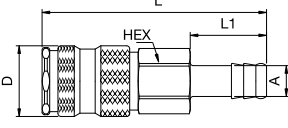
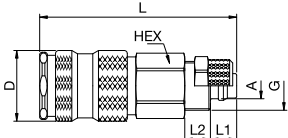
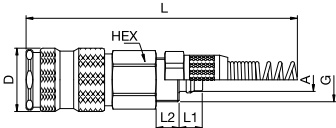


	Connection A	HEX mm	HEX1 mm	L mm	L1 mm	L2 mm	D mm	B mm	G mm	Version	Part Number	
 <p>Female Thread</p>	M 16 x 1,5	22		43	9					blank	25SBIM16MPX	
	M 16 x 1,5	22		43	9					nickel plated	25SBIM16MPN	
	M 18 x 1,5	22		43	9					blank	25SBIM18MPX	
	M 18 x 1,5	22		43	9					nickel plated	25SBIM18MPN	
 <p>Hose Barb</p>	6 mm	21		60	25					blank	25SBTF06MPX	
	6 mm	21		60	25					nickel plated	25SBTF06MPN	
	8 mm	21		60	25					blank	25SBTF08MPX	
	8 mm	21		60	25					nickel plated	25SBTF08MPN	
	9 mm	21		60	25					blank	25SBTF09MPX	
	9 mm	21		60	25					nickel plated	25SBTF09MPN	
	10 mm	21		60	25					blank	25SBTF10MPX	
	10 mm	21		60	25					nickel plated	25SBTF10MPN	
	13 mm	21		60	25					blank	25SBTF13MPX	
	13 mm	21		60	25					nickel plated	25SBTF13MPN	
	6 mm Parker	19		67,5	20,5						blank	25SBTP06MPX
	6 mm Parker	19		67,5	20,5						nickel plated	25SBTP06MPN
	10 mm Parker	19		71	24						blank	25SBTP10MPX
	10 mm Parker	19		71	24						nickel plated	25SBTP10MPN
13 mm Parker	19		83	28						blank	25SBTP13MPX	
13 mm Parker	19		83	28						nickel plated	25SBTP13MPN	
 <p>with Plastic Hose Connection</p>	4 x 6 mm	21		47	7	6			M 10 x 1	blank	25SBKO06MPX	
	4 x 6 mm	21		47	7	6			M 10 x 1	nickel plated	25SBKO06MPN	
	6 x 8 mm	21		47	7	6			M 12 x 1	blank	25SBKO08MPX	
	6 x 8 mm	21		47	7	6			M 12 x 1	nickel plated	25SBKO08MPN	
	8 x 10 mm	21		51	8,5	8,5			M 16 x 1	blank	25SBKO10MPX	
	8 x 10 mm	21		51	8,5	8,5			M 16 x 1	nickel plated	25SBKO10MPN	
	9 x 12 mm	21		51	8,5	8,5			M 16 x 1	blank	25SBKO12MPX	
	9 x 12 mm	21		51	8,5	8,5			M 16 x 1	nickel plated	25SBKO12MPN	
 <p>Panel Mount with Hose Barb</p>	6 mm	21	17	62	17	10		4	M 12 x 1	blank	25SBTS06MPX	
	6 mm	21	17	62	17	10		4	M 12 x 1	nickel plated	25SBTS06MPN	
	8 mm	21	17	65	17	14		4	M 12 x 1	blank	25SBTS08MPX	
	8 mm	21	17	65	17	14		4	M 12 x 1	nickel plated	25SBTS08MPN	
	10 mm	21	17	74	25	14		3,5	G 1/4	blank	25SBTS10MPX	
	10 mm	21	17	74	25	14		3,5	G 1/4	nickel plated	25SBTS10MPN	
 <p>Plastic Hose Connection with Spring Guard</p>	4 x 6 mm	19		120	7	6			M 10 x 1	blank	25SBKK06MPX	
	4 x 6 mm	19		120	7	6			M 10 x 1	nickel plated	25SBKK06MPN	
	6 x 8 mm	19		135	7	6			M 12 x 1	blank	25SBKK08MPX	
	6 x 8 mm	19		135	7	6			M 12 x 1	nickel plated	25SBKK08MPN	
	8 x 10 mm	19		145	8,5	8,5			M 16 x 1	blank	25SBKK10MPX	
	8 x 10 mm	19		145	8,5	8,5			M 16 x 1	nickel plated	25SBKK10MPN	
	9 x 12 mm	19		150	8,5	8,5			M 16 x 1	blank	25SBKK12MPX	
	9 x 12 mm	19		150	8,5	8,5			M 16 x 1	nickel plated	25SBKK12MPN	

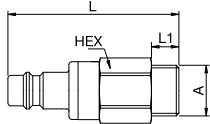
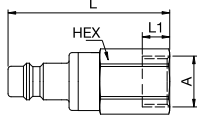
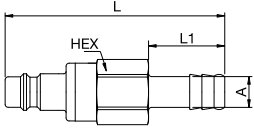
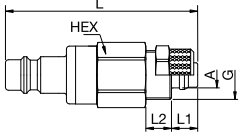
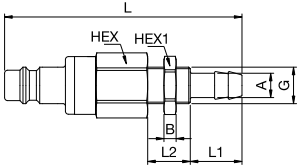
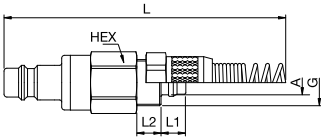


Coupling – flat-sealing

Series 25KL

	Connection A	HEX mm	HEX1 mm	L mm	L1 mm	L2 mm	D mm	B mm	G mm	Version	Part Number
 <p>Male Thread</p>	R 1/4	19		60	12		23				25KLAK13BPN
	R 3/8	19		60	12		23				25KLAK17BPN
	R 1/2	22		61	17		23				25KLAK21BPN
 <p>Female Thread</p>	G 1/4	19		56	10		23				25KLIW13BPN
	G 3/8	19		55	9		23				25KLIW17BPN
	G 1/2	24		58	12		23				25KLIW21BPN
	M 14 x 1,5	19		55	9		23				25KLIM14BPN
	M 16 x 1,5	19		55	9		23				25KLIM16BPN
M 18 x 1,5	22		56	9		23				25KLIM18BPN	
 <p>Hose Barb</p>	6 mm	19		74	25		23				25KLTF06BPN
	8 mm	19		74	25		23				25KLTF08BPN
	9 mm	19		74	25		23				25KLTF09BPN
	10 mm	19		74	25		23				25KLTF10BPN
	13 mm	19		74	25		23				25KLTF13BPN
 <p>with Plastic Hose Connection</p>	6 x 8 mm	19		61	7	6	23		M 12 x 1		25KLKO08BPN
	8 x 10 mm	19		64,5	9	8	23		M 16 x 1		25KLKO10BPN
	9 x 12 mm	19		64,5	9	8	23		M 16 x 1		25KLKO12BPN
 <p>Plastic Hose Connection with Spring Guard</p>	6 x 8 mm	19		144	7	6	23		M 12 x 1		25KLKK08BPN
	8 x 10 mm	19		155	9	8	23		M 16 x 1		25KLKK10BPN
	9 x 12 mm	19		162	9	8	23		M 16 x 1		25KLKK12BPN



	Connection A	HEX mm	HEX1 mm	L mm	L1 mm	L2 mm	D mm	B mm	G mm	Version	Part Number
 <p>Male Thread</p>	G 1/4	22		43	9						25SLAW13MPN
	G 3/8	22		43	9						25SLAW17MPN
	G 1/2	22		46	12						25SLAW21MPN
	M 14 x 1,5	22		44	10						25SLAD14MPN
	M 16 x 1,5	22		45	11						25SLAD16MPN
	M 18 x 1,5	22		45	11						25SLAD18MPN
 <p>Female Thread</p>	G 1/4	22		43	10						25SLIW13MPN
	G 3/8	22		43	9						25SLIW17MPN
	G 1/2	24		46	12						25SLIW21MPN
	M 14 x 1,5	22		43	9						25SLIM14MPN
	M 16 x 1,5	22		43	9						25SLIM16MPN
	M 18 x 1,5	22		43	9						25SLIM18MPN
 <p>Hose Barb</p>	9 mm	21		60	25						25SLTF09MPN
	10 mm	21		60	25						25SLTF10MPN
	13 mm	21		60	25						25SLTF13MPN
 <p>with Plastic Hose Connection</p>	6 x 8 mm	21		47	7	6			M 12 x 1		25SLKO08MPN
	8 x 10 mm	21		51	8,5	8,5			M 16 x 1		25SLKO10MPN
	9 x 12 mm	21		51	8,5	8,5			M 16 x 1		25SLKO12MPN
 <p>Panel Mount with Hose Barb</p>	6 mm	21	17	62	17	10	4		M 12 x 1		25SLTS06MPN
	10 mm	21	7	74	25	14		3,5	G 1/4		25SLTS10MPN
 <p>Plastic Hose Connection with Spring Guard</p>	6 x 8 mm	19		135	7	6			M 12 x 1		25SLKK08MPN
	8 x 10 mm	19		145	8,5	8,5			M 16 x 1		25SLKK10MPN
	9 x 12 mm	19		150	8,5	8,5			M 16 x 1		25SLKK12MPN

Nominal Diameter

7,8 = 48 mm²

Rectus Series

1600**Other designs in series 1600**

The following other designs can be found from page:

► Safety Self-Venting P. 294

Technical Description

Rectus Tema premium industrial coupling 3/8" with European standard profile. Suitable for compressed air applications with greater than average air consumption.

Coupling system with single-hand operation. UltraFlo valve for optimum flow and low pressure drop.

Dust Protections  (P. 319)
for Coupling Part.-No. SK23S
for Plug Part.-No. SK12S

Working Temperature*

-20°C up to +100°C (NBR)
depending on the medium.

* For temperatures below -20°C and over +100°C and depending on the medium, other seal variants (FKM, EPDM, FFKM) are available.

**Working Pressure****

35 bar

** maximum static working pressure with safety factor 4 to 1.

Material

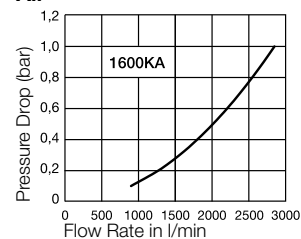
Coupling: Brass nickel plated,
Steel QPQ treated

Plug: Steel zinc plated

Seals: NBR

Interchangeability

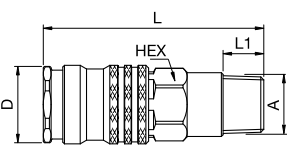
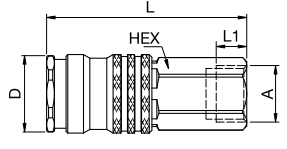
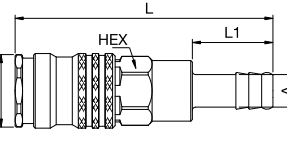
- Rectus 25 + 26
- Rectus 1625
- Cejn 320
- JWL 520 + JWL 530
- various German Products

Flow diagrams**Air**



Coupling – with valve

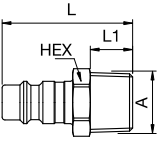
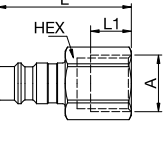
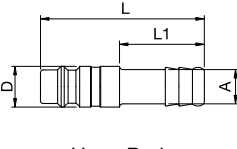
Series 1600KA

	Connection A	HEX mm	HEX1 mm	L mm	L1 mm	L2 mm	D mm	B mm	G mm	Version	Part Number
 <p>Male Thread</p>	R 1/4	19		65	12		23				1600KAAK13SPN
	R 3/8	19		65	12		23				1600KAAK17SPN
	R 1/2	22		59,5	17		23				1600KAAK21SPN
 <p>Female Thread</p>	G 1/4	19		59	9		23				1600KAIW13SPN
	G 3/8	19		59	9		23				1600KAIW17SPN
	G 1/2	24		62	12		23				1600KAIW21SPN
 <p>Hose Barb</p>	6 mm	19		80	25		23				1600KATF06SPN
	8 mm	19		80	25		23				1600KATF08SPN
	9 mm	19		80	25		23				1600KATF09SPN
	10 mm	19		80	25		23				1600KATF10SPN
	13 mm	19		80	25		23				1600KATF13SPN



Plugs – without valve

Series 25SF

	Connection A	HEX mm	HEX1 mm	L mm	L1 mm	L2 mm	D mm	B mm	G mm	Version	Part Number
 <p>Male Thread</p>	R 1/8	13		33	9						25SFAK10SXZ
	R 1/4	14		37	12						25SFAK13SXZ
	R 3/8	17		37	12						25SFAK17SXZ
	R 1/2	22		43	17						25SFAK21SXZ
 <p>Female Thread</p>	G 1/8	14		30	7						25SFIW10SXZ
	G 1/4	17		38,5	9						25SFIW13SXZ
	G 3/8	19		39,5	9						25SFIW17SXZ
	G 1/2	24		44	12						25SFIW21SXZ
 <p>Hose Barb</p>	6 mm			48	25		12				25SFTF06SXZ
	8 mm			48	25		12				25SFTF08SXZ
	9 mm			48	25		12				25SFTF09SXZ
	10 mm			48	25		12				25SFTF10SXZ
	13 mm			48	25		15				25SFTF13SXZ

Nominal Diameter


7,8 = 48 mm²

Rectus Series

1625**Technical Description**

Rectus Tema premium industrial coupling 3/8" with European standard profile. Suitable for compressed air applications with greater than average air consumption.

Coupling system with single-hand operation. UltraFlo valve for optimum flow and low pressure drop. Extremely robust and ergonomically shaped, 2-component plastic sleeve.

Dust Protections  (P. 319)
for Coupling Part.-No. SK23S
for Plug Part.-No. SK12S

Working Temperature*
-20°C up to +40°C (NBR)
depending on the medium.

* For temperatures below -20°C and over +40°C and depending on the medium, other seal variants (FKM, EPDM, FFKM) are available.

**Working Pressure****

35 bar

** maximum static working pressure with safety factor 4 to 1.

Material

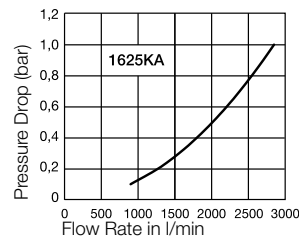
Coupling: Brass nickel plated,
Steel QPQ treated, PA6+TPE

Plug: Steel zinc plated

Seals: NBR

Interchangeability

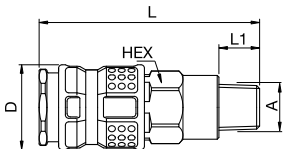
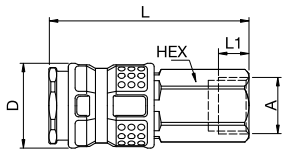
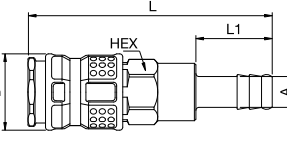
- Rectus 25 + 26
- Rectus 1600
- Cejn 320
- JWL 520 + JWL 530
- various German Products

Flow diagrams**Air**



Coupling – with valve

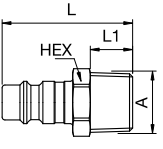
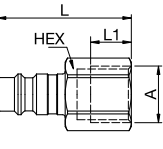
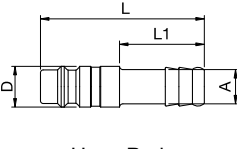
Series 1625KA

	Connection A	HEX mm	HEX1 mm	L mm	L1 mm	L2 mm	D mm	B mm	G mm	Version	Part Number
 <p>Male Thread</p>	R 1/4	19		65	12		26				1625KAAK13SPN
	R 3/8	19		65	12		26				1625KAAK17SPN
	R 1/2	22		59,5	17		26				1625KAAK21SPN
 <p>Female Thread</p>	G 1/4	19		59	9		26				1625KAIW13SPN
	G 3/8	19		59	9		26				1625KAIW17SPN
	G 1/2	24		62	12		26				1625KAIW21SPN
 <p>Hose Barb</p>	6 mm	19		80	25		26				1625KATF06SPN
	8 mm	19		80	25		26				1625KATF08SPN
	9 mm	19		80	25		26				1625KATF09SPN
	10 mm	19		80	25		26				1625KATF10SPN
	13 mm	19		80	25		26				1625KATF13SPN



Plugs – without valve

Series 25SF

	Connection A	HEX mm	HEX1 mm	L mm	L1 mm	L2 mm	D mm	B mm	G mm	Version	Part Number
 <p>Male Thread</p>	R 1/8	13		33	9						25SFAK10SXZ
	R 1/4	14		37	12						25SFAK13SXZ
	R 3/8	17		37	12						25SFAK17SXZ
	R 1/2	22		43	17						25SFAK21SXZ
 <p>Female Thread</p>	G 1/8	14		30	7						25SFIW10SXZ
	G 1/4	17		38,5	9						25SFIW13SXZ
	G 3/8	19		39,5	9						25SFIW17SXZ
	G 1/2	24		44	12						25SFIW21SXZ
 <p>Hose Barb</p>	6 mm			48	25		12				25SFTF06SXZ
	8 mm			48	25		12				25SFTF08SXZ
	9 mm			48	25		12				25SFTF09SXZ
	10 mm			48	25		12				25SFTF10SXZ
	13 mm			48	25		15				25SFTF13SXZ

8 = 50 mm²

33

**Technical Description**

Steel industrial coupling with Atlas Copco-Profile. Specially suited to use with gaseous media in industry. Coupling system with single-hand operation. UltraFlo valve for optimum flow and low pressure drop.

Dust Protections  (P. 319)
for Coupling Part.-No. SK23S
for Plug Part.-No. SK12S

Working Temperature*
-20°C up to +100°C (NBR)
depending on the medium.

* For temperatures below -20°C and over +100°C and depending on the medium, other seal variants (FKM, EPDM, FFKM) are available.

**Working Pressure****

35 bar

** maximum static working pressure with safety factor 4 to 1.

Material

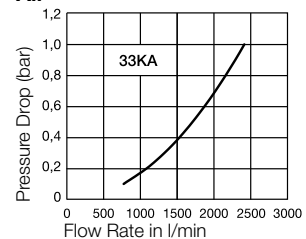
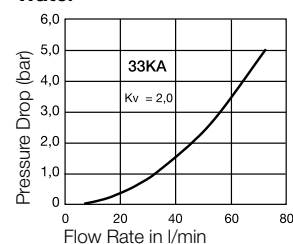
Coupling: Brass / Steel nickel plated

Plug: Steel nickel plated

Seals: NBR

Interchangeability

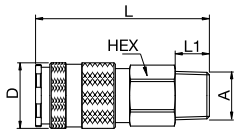
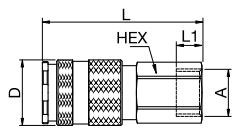
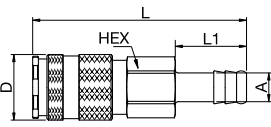
- Atlas Copco QIC 10

Flow diagrams**Air****Water**



Coupling – with valve

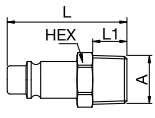
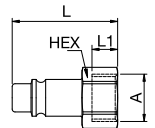
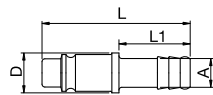
Series 33KA

	Connection A	HEX mm	HEX1 mm	L mm	L1 mm	L2 mm	D mm	B mm	G mm	Version	Part Number
 <p>Male Thread</p>	R 1/4	19		60	12		23				33KAAK13SPN
	R 3/8	19		59	12		23				33KAAK17SPN
	R 1/2	22		60	17		23				33KAAK21SPN
 <p>Female Thread</p>	G 1/4	19		55	10		23				33KAIW13SPN
	G 3/8	19		54	9		23				33KAIW17SPN
	G 1/2	24		57	12		23				33KAIW21SPN
 <p>Hose Barb</p>	6 mm	19		73	25		23				33KATF06SPN
	8 mm	19		73	25		23				33KATF08SPN
	10 mm	19		73	25		23				33KATF10SPN
	13 mm	19		73	25		23				33KATF13SPN



Plugs – without valve

Series 33KA

	Connection A	HEX mm	HEX1 mm	L mm	L1 mm	L2 mm	D mm	B mm	G mm	Version	Part Number
 <p>Male Thread</p>	R 1/8	14		40	9						33SFAK10SXN
	R 1/4	14		42	12						33SFAK13SXN
	R 3/8	17		42	12						33SFAK17SXN
	R 1/2	22		47	17						33SFAK21SXN
 <p>Female Thread</p>	G 1/8	14		34	7						33SFIW10SXN
	G 1/4	17		37	9						33SFIW13SXN
	G 3/8	17		37	9						33SFIW17SXN
	G 1/2	24		42	12						33SFIW21SXN
 <p>Hose Barb</p>	6 mm			52	25		14				33SFTF06SXN
	8 mm			52	25		14				33SFTF08SXN
	10 mm			52	25		15				33SFTF10SXN
	13 mm			52	25		15				33SFTF13SXN

8 = 50 mm²**84****Technical Description**

Coupling system with single-hand operation. UltraFlo valve for optimum flow and low pressure drop. The high insertion depth is guaranteed by an optimised plug guide. Optimised locking of the plug due to 6-way ball valve.

Dust Protections  (P. 319)
for Coupling Part.-No. SK27S
for Plug Part.-No. SK12S

Working Temperature*
-20°C up to +100°C (NBR)
depending on the medium.

* For temperatures below -20°C and over +100°C and depending on the medium, other seal variants (FKM, EPDM, FFKM) are available.

**Working Pressure****

35 bar

** maximum static working pressure with safety factor 4 to 1.

Material

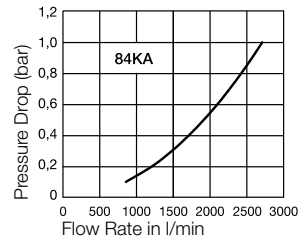
Coupling: Brass / Steel nickel plated

Plug: Steel nickel plated

Seals: NBR

Interchangeability

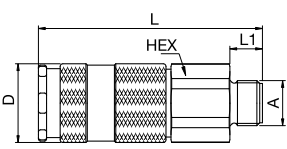
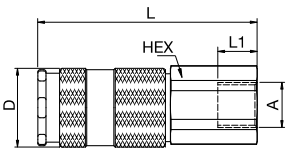
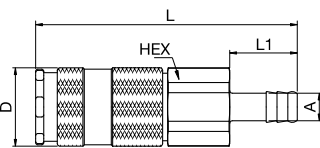
- ISO 6150 C

Flow diagrams**Air**



Coupling – with valve

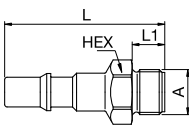
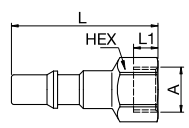
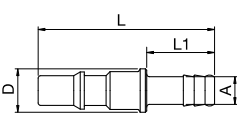
Series 84KA

	Connection A	HEX mm	HEX1 mm	L mm	L1 mm	L2 mm	D mm	B mm	G mm	Version	Part Number
 Male Thread	G 1/4	27		83	12		29				84KAAW13SPN
	G 3/8	27		83	12		29				84KAAW17SPN
	G 1/2	27		83	15		29				84KAAW21SPN
 Female Thread	G 3/8	27		81	14		29				84KAIW17SPN
 Hose Barb	8 mm	27		97	25		29				84KATF08SPN
	9 mm	27		97	25		29				84KATF09SPN
	10 mm	27		97	25		29				84KATF10SPN
	13 mm	27		97	25		29				84KATF13SPN
	16 mm	27		97	25		29				84KATF16SPN



Plugs – without valve

Series 84KA

	Connection A	HEX mm	HEX1 mm	L mm	L1 mm	L2 mm	D mm	B mm	G mm	Version	Part Number
 Male Thread	G 1/4	17		57	12						84SFAW13SXN
	G 3/8	21		59	12						84SFAW17SXN
	G 1/2	21		64	15						84SFAW21SXN
 Female Thread	G 1/4	17		53	9						84SFIW13SXN
	G 3/8	19		54	9						84SFIW17SXN
 Hose Barb	8 mm			65	25		16				84SFTF08SXN
	9 mm			65	25		16				84SFTF09SXN
	10 mm			65	25		16				84SFTF10SXN
	13 mm			65	25		16				84SFTF13SXN
	16 mm			65	25		16				84SFTF16SXN



Technical Description

Modular integrated coupling and plug for installation in multi-coupling systems (series 08). High resilience, low coupling forces and great resistance to liquid media due to the special coating of the coupling body.

Working Temperature*

-15°C up to +100°C (NBR) depending on the medium.

* For temperatures below -15°C and over +100°C and depending on the medium, other seal variants (FKM, EPDM, FFKM) are available.



Working Pressure**

15 bar
** maximum static working pressure with safety factor 4 to 1.

15 bar

Features

- Minimal, almost imperceptible leakage when uncoupling
- No air locked into the system during the coupling process

Material

Coupling: Brass nickel plated, Steel PTFE coated
Plug: Brass nickel plated, Steel PTFE coated
Seals: FKM

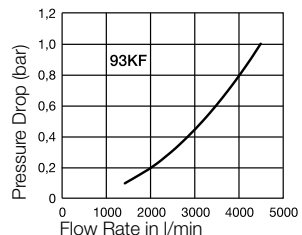
Coupling: Brass nickel plated, Steel PTFE coated
Plug: Brass nickel plated, Steel PTFE coated
Seals: FKM

Interchangeability

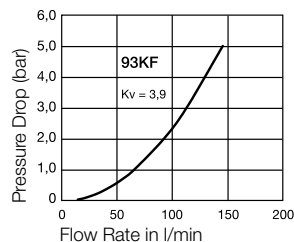
- Rectus Design

Flow diagrams

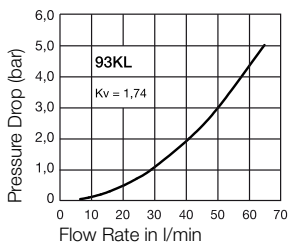
Air



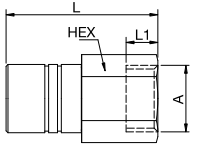
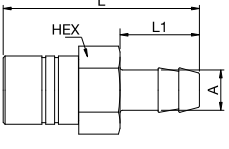
Water



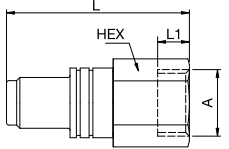
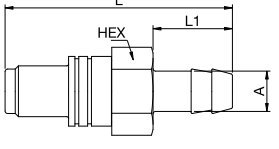
Water



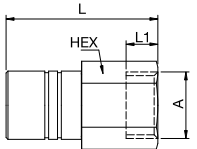
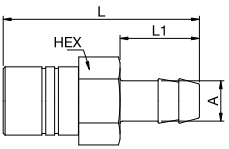
Coupling – without valve **Series 93KF**


	Connection A	HEX mm	HEX1 mm	L mm	L1 mm	L2 mm	D mm	B mm	G mm	Version	Part Number
 <p>Female Thread</p>	G 1/2	24		48	10,1						93KFIW21SVN
 <p>Hose Barb</p>	13 mm	24		62	17						93KFTF13SVN

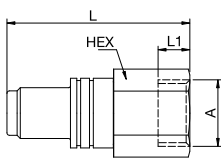
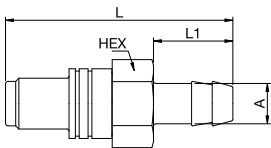
Plugs – without valve **Series 93KF**

	Connection A	HEX mm	HEX1 mm	L mm	L1 mm	L2 mm	D mm	B mm	G mm	Version	Part Number
 <p>Female Thread</p>	G 1/2	24		57,5	10,1						93SFIW21SXN
 <p>Hose Barb</p>	13 mm	24		68,5	25						93SFTF13SXN

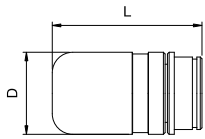
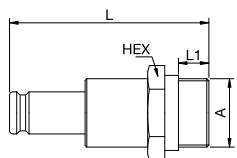
Coupling – flat-sealing **Series 93KL**

	Connection A	HEX mm	HEX1 mm	L mm	L1 mm	L2 mm	D mm	B mm	G mm	Version	Part Number	
 <p>Female Thread</p>	G 1/2	24		48	10,1						93KLIW21SVN	
 <p>Hose Barb</p>	9 mm	24		54	17						93KLTF09SVN	
	13 mm	24		62	25							93KLTF13SVN


Plugs – flat-sealing
Series 93KL

	Connection A	HEX mm	HEX1 mm	L mm	L1 mm	L2 mm	D mm	B mm	G mm	Version	Part Number
 <p>Female Thread</p>	G 1/2	24		57,5	10,1						93SLIW21SVN
 <p>Hose Barb</p>	9 mm	24		63,5	17						93SLTF09SVN
	13 mm	24		68,5	25						93SLTF13SVN

Locking Coupling and Bolt**Series 94**

	Connection A	HEX mm	HEX1 mm	L mm	L1 mm	L2 mm	D mm	B mm	G mm	Version	Part Number
 <p>Locking Coupling</p>				45			25				94KX
 <p>Locking Bolt</p>		24		58	13						94SX



Technische Informationen

Multi-coupling system comprising series 93 modular couplings and base plates for connecting hose combinations. Special coupling body with PTFE coating giving greater robustness, lower coupling forces, and resistance to liquid media.

The standard version consists of a floating plate fitted with 8 quick connect couplings, 2 handles and 2 locking couplings as well as a fixed plate fitted with 8 plugs and 2 locking bolts. The layout is asymmetrical to avoid mixing up the circulation systems.

The safety locking system prevents unintentional disconnection.

Working Temperature*

-20°C up to +100°C (NBR) depending on the medium.

* For temperatures below -20°C and over +100°C and depending on the medium, other seal variants (FKM, EPDM, FFKM) are available.



Working Pressure**

15 bar
** maximum static working pressure with safety factor 4 to 1.

15 bar

Features

- Minimal, almost imperceptible leakage when uncoupling
- No air locked into the system during the coupling process

Material

Coupling: Brass / Steel nickel plated, Aluminium plate
Plug: Brass / Steel nickel plated, Aluminium plate
Seals: FKM

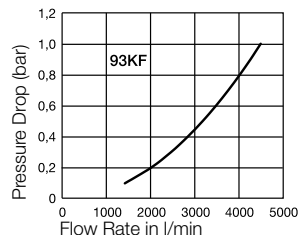
Coupling: Brass / Steel nickel plated, Aluminium plate
Plug: Brass / Steel nickel plated, Aluminium plate
Seals: FKM

Interchangeability

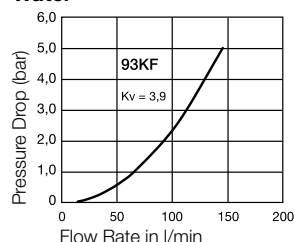
- Rectus Design

Flow diagrams

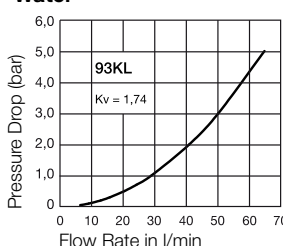
Air



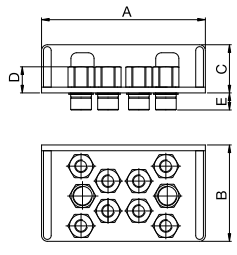
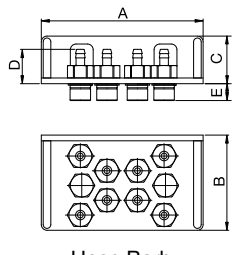
Water



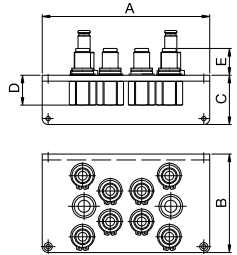
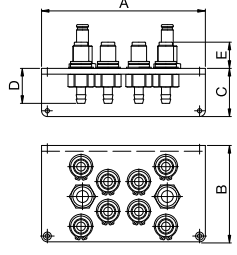
Water



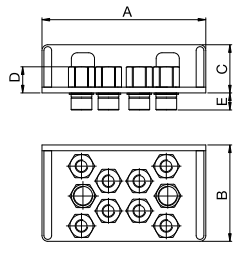
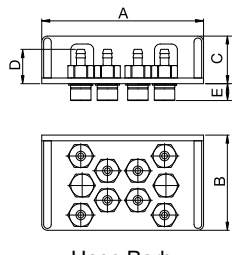
Coupling – without valve **Series 08KF**

	Connection	A mm	B mm	C mm	D mm	E mm	F mm	G mm	H mm	Version	Part Number
 <p>Female Thread</p>	G 1/2	170	100	50	30	18					08KFIW21SVN
 <p>Hose Barb</p>	13 mm	170	100	50	44	18					08KFTF13SVN

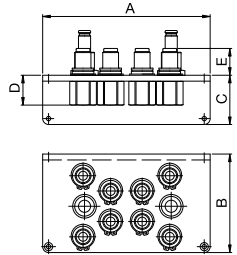
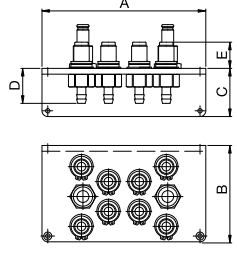
Plugs – without valve **Series 08KF**

	Connection	A mm	B mm	C mm	D mm	E mm	F mm	G mm	H mm	Version	Part Number
 <p>Female Thread</p>	G 1/2	170	100	50	30	27					08SFIW21SXN
 <p>Hose Barb</p>	13 mm	170	100	50	44	27					08SFTF13SXN

Coupling – flat-sealing **Series 08KL**

	Connection	A mm	B mm	C mm	D mm	E mm	F mm	G mm	H mm	Version	Part Number
 <p>Female Thread</p>	G 1/2	170	100	50	30	18					08KLIW21SVN
 <p>Hose Barb</p>	13 mm	170	100	50	44	18					08KLTF13SVN

Plugs – flat-sealing **Series 08KL**

	Connection	A mm	B mm	C mm	D mm	E mm	F mm	G mm	H mm	Version	Part Number
 <p>Female Thread</p>	G 1/2	170	100	50	30	27					08SLIW21SVN
 <p>Hose Barb</p>	13 mm	170	100	50	44	27					08SLTF13SVN

Nominal Diameter

8,5 = 60 mm²

Rectus Series

45**Technical Description**

Brass coupling with no valve for applications with non-aggressive liquids in the pressure range up to 150 bar. The couplings are corrosion resistant. The system stands out for a high flow with minimal pressure drop.

Working Temperature*

-20°C up to +100°C (NBR)
depending on the medium.

* For temperatures below -20°C and over +100°C and depending on the medium, other seal variants (FKM, EPDM, FFKM) are available.

**Working Pressure****

15 bar

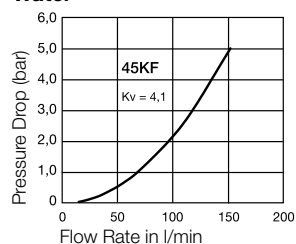
** maximum static working pressure with safety factor 4 to 1.

Material

Coupling: Brass
Plug: Steel nickel plated
Seals: NBR

Interchangeability

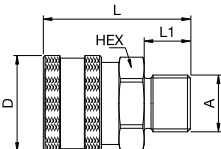
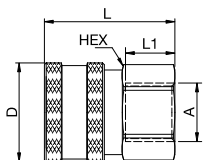
- Hansen
- Parker ST-Series

Flow diagrams**Water**



Couplings – without valve

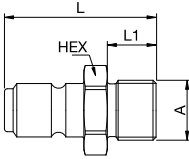
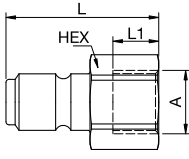
Series 45KF

	Connection A	HEX mm	HEX1 mm	L mm	L1 mm	L2 mm	D mm	B mm	G mm	Version	Part Number
 <p>Male Thread</p>	G 1/4	24		43	13,5		28				45KFAW13MPX
	G 3/8	24		43	13,5		28				45KFAW17MPX
 <p>Female Thread</p>	G 1/4	24		37	13,5		28				45KFIW13MPX
	G 3/8	24		37	14		28				45KFIW17MPX



Plugs – without valve

Series 45KF

	Connection A	HEX mm	HEX1 mm	L mm	L1 mm	L2 mm	D mm	B mm	G mm	Version	Part Number
 <p>Male Thread</p>	G 1/4	19		42	13,5						45SFAW13SXN
	G 3/8	22		42	13,5						45SFAW17SXN
 <p>Female Thread</p>	G 1/4	19		40	14						45SFIW13SXN
	G 3/8	22		40	14						45SFIW17SXN

Nominal Diameter

8,5 = 60 mm²

Rectus Series

30**Technical Description**

Steel coupling 3/8" according to ISO 6150 B and US MIL-SPEC 4109. Very robust design with steel valve bodies. The high insertion depth is guaranteed by an optimised plug guide.

Working Temperature*

-20°C up to +100°C (NBR)
depending on the medium.

* For temperatures below -20°C and over +100°C and depending on the medium, other seal variants (FKM, EPDM, FFKM) are available.

**Working Pressure****

35 bar

** maximum static working pressure with safety factor 4 to 1.

Material

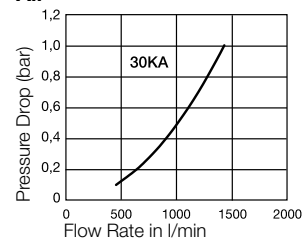
Coupling: Brass / Steel

Plug: Steel nickel plated

Seals: NBR

Interchangeability

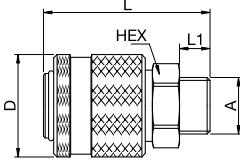
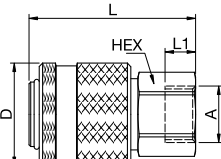
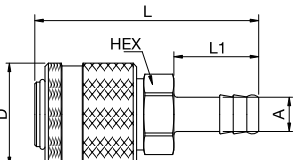
- Industrial. Interchange 3/8"
- US-MIL-SPEC-C-4109
- ISO 6150 B
- Gromelle 900
- ARO
- Hansen 4000
- Parker 30 3/8"

Flow diagrams**Air**



Couplings – with valve

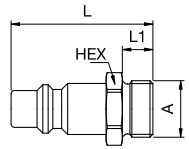
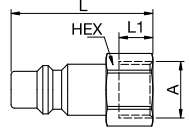
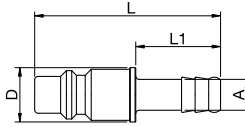
Series 30KA

	Connection A	HEX mm	HEX1 mm	L mm	L1 mm	L2 mm	D mm	B mm	G mm	Version	Part Number
 <p>Male Thread</p>	G 1/4	22		49	9		30			blank	30KAAW13SPX
	G 1/4	22		49	9		30			nickel plated	30KAAW13SPN
	G 3/8	22		49	9		30			blank	30KAAW17SPX
	G 3/8	22		49	9		30			nickel plated	30KAAW17SPN
	G 1/2	22		52	12		30			blank	30KAAW21SPX
	G 1/2	22		52	12		30			nickel plated	30KAAW21SPN
 <p>Female Thread</p>	G 1/4	22		49	11		30			blank	30KAIW13SPX
	G 1/4	22		49	11		30			nickel plated	30KAIW13SPN
	G 3/8	22		49	9		30			blank	30KAIW17SPX
	G 3/8	22		49	9		30			nickel plated	30KAIW17SPN
	G 1/2	22		52	12		30			blank	30KAIW21SPX
	G 1/2	22		52	12		30			nickel plated	30KAIW21SPN
 <p>Hose Barb</p>	6 mm	21		66	25		30			blank	30KATF06SPX
	6 mm	21		66	25		30			nickel plated	30KATF06SPN
	8 mm	21		66	25		30			blank	30KATF08SPX
	8 mm	21		66	25		30			nickel plated	30KATF08SPN
	10 mm	21		66	25		30			blank	30KATF10SPX
	10 mm	21		66	25		30			nickel plated	30KATF10SPN
	13 mm	21		66	25		30			blank	30KATF13SPX
	13 mm	21		66	25		30			nickel plated	30KATF13SPN



Plugs – without valve

Series 30KA

	Connection A	HEX mm	HEX1 mm	L mm	L1 mm	L2 mm	D mm	B mm	G mm	Version	Part Number
 <p>Male Thread</p>	G 1/4	17		42	9						30SFAW13SXN
	G 3/8	19		42	9						30SFAW17SXN
	G 1/2	24		46	12						30SFAW21SXN
 <p>Female Thread</p>	G 1/4	17		40	10						30SFIW13SXN
	G 3/8	19		42	10						30SFIW17SXN
	G 1/2	24		43	12						30SFIW21SXN
 <p>Hose Barb</p>	6 mm			55	25		16				30SFTF06SXN
	8 mm			55	25		16				30SFTF08SXN
	10 mm			55	25		16				30SFTF10SXN
	13 mm			55	25		16				30SFTF13SXN

⚠ Please consider our security advices on the pages 12/13 ⚠

9 = 63,5 mm²**209****Other designs in series 209**

The following other designs can be found from page:

► Stainless Steel P. 214

Technical Description

Leak-free coupling system for applications in sensitive environments, for example in analysis technology, in cooling systems, in transport systems and many applications with aggressive media.

Coupling system with single-hand operation, extremely low leakage rates and minimal dead space volume. Absolutely no air pockets when coupling and only a barely noticeable film of the medium being channelled on the valve bodies when uncoupling. Ergonomic sleeve design. Low coupling forces. Valve body protected by collar design.

Working Temperature*

-20°C up to +100°C (NBR)
depending on the medium.

* For temperatures below -20°C and over +100°C and depending on the medium, other seal variants (FKM, EPDM, FFKM) are available.

**Working Pressure****

15 bar

** maximum static working pressure with safety factor 4 to 1.

Material

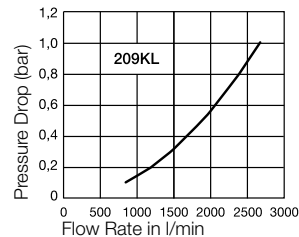
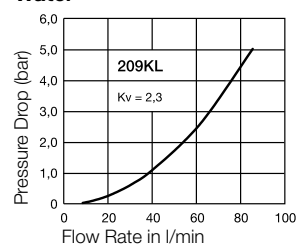
Coupling: Brass nickel plated

Plug: Brass nickel plated

Seals: NBR

Interchangeability

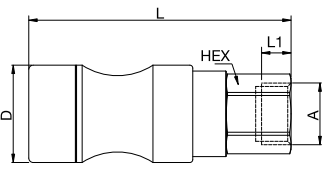
• Rectus Design

Flow diagrams**Air****Water**



Couplings – flat-sealing

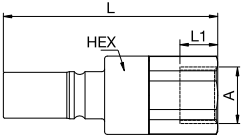
Series 209KL

	Connection A	HEX mm	HEX1 mm	L mm	L1 mm	L2 mm	D mm	B mm	G mm	Version	Part Number
 <p>Female Thread</p>	G 1/2	27		92	14		33				209KLIW21MPN
	G 3/4	32		94	14		33				209KLIW26MPN



Plugs – flat-sealing

Series 209KL

	Connection A	HEX mm	HEX1 mm	L mm	L1 mm	L2 mm	D mm	B mm	G mm	Version	Part Number
 <p>Female Thread</p>	G 1/2	27		79,5	14						209SLIW21MPN
	G 3/4	32		81,5	14						209SLIW26MPN

9 = 63 mm²**40****Technical Description**

Brass coupling system produced for raw applications. The system is suitable for use with non-aggressive liquid media. The couplings are corrosion resistant.

Coupling system with single-hand operation. The ergonomic sleeve design prevents dirt on the valve body.

Working Temperature*

-20°C up to +100°C (NBR)
depending on the medium.

* For temperatures below -20°C and over +100°C and depending on the medium, other seal variants (FKM, EPDM, FFKM) are available.

**Working Pressure****

35 bar

** maximum static working pressure with safety factor 4 to 1.

Material

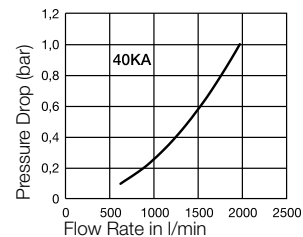
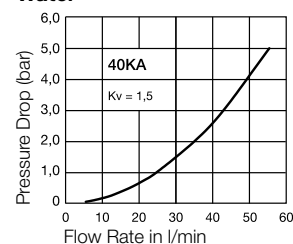
Coupling: Brass

Plug: Steel nickel plated

Seals: NBR

Interchangeability

- ARO 310
- Orion 44520
- Orion 44530

Flow diagrams**Air****Water**



Couplings – with valve

Series 40KA

	Connection A	HEX mm	HEX1 mm	L mm	L1 mm	L2 mm	D mm	B mm	G mm	Version	Part Number
<p>Female Thread</p>	G 3/8	27		46	10		32			blank	40KAIW17MPX
	G 3/8	27		46	10		32			nickel plated	40KAIW17MPN
	G 1/2	27		46	11		32			blank	40KAIW21MPX
	G 1/2	27		46	11		32			nickel plated	40KAIW21MPN



Plugs – without valve

Series 40KA

	Connection A	HEX mm	HEX1 mm	L mm	L1 mm	L2 mm	D mm	B mm	G mm	Version	Part Number
<p>Male Thread</p>	R 3/8	16		40	12						40SFAK17SXN
	R 1/2	16		46	17						40SFAK21SXN
	R 3/4	16		51	19						40SFAK26SXN
<p>Female Thread</p>	G 3/8	19		35	9						40SFIW17SXN
	G 1/2	24		39	12						40SFIW21SXN
<p>Hose Barb</p>	6 mm			51	25		16				40SFTF06SXN
	8 mm			51	25		16				40SFTF08SXN
	10 mm			51	25		16				40SFTF10SXN
	13 mm			51	25		16				40SFTF13SXN
	19 mm			51	25		21				40SFTF19SXN



Other designs in series 27

The following other designs can be found from page:

- ▶ Stainless Steel P. 216
- ▶ Safety Self-Venting P. 296

Technical Description

1/2" universal industrial coupling with standard European profile for use with large pneumatic consumers. Coupling system with single-hand operation. UltraFlo valve for optimum flow and low pressure drop. The series stands out for its robust design (steel sleeve), extremely high flow and long service life even with the harshest use. The collar design minimises damage to the valve body.

Dust Protections  (P. 319) for Coupling Part.-No. SK27S

Working Temperature*
-20°C up to +100°C (NBR) depending on the medium.

* For temperatures below -20°C and over +100°C and depending on the medium, other seal variants (FKM, EPDM, FFKM) are available.



Working Pressure**

35 bar
** maximum static working pressure with safety factor 4 to 1.

35 bar

Material

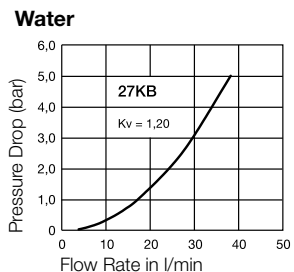
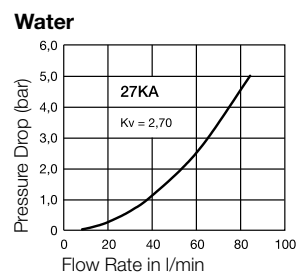
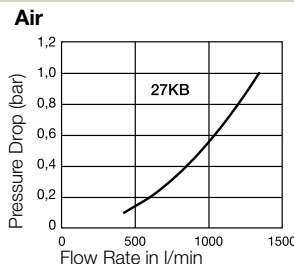
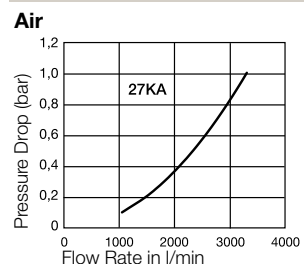
Coupling: Brass / Steel nickel plated
Plug: Steel nickel plated
Seals: NBR

Coupling: Brass
Plug: Brass nickel plated
Seals: NBR

Interchangeability

- Rectus 41
- Rectus 1700
- Rectus 1727
- Cejn 410

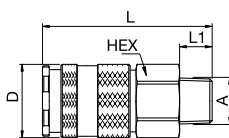
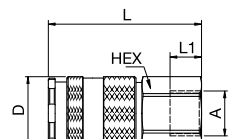
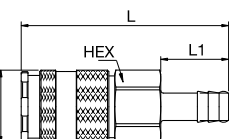
Flow diagrams





Couplings – with valve

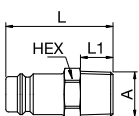
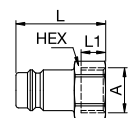
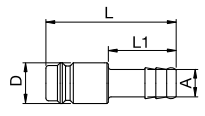
Series 27KA

	Connection A	HEX mm	HEX1 mm	L mm	L1 mm	L2 mm	D mm	B mm	G mm	Version	Part Number
 Male Thread	R 1/4	24		63	12		27				27KAAK13MPN
	R 3/8	24		63	12		27				27KAAK17MPN
	R 1/2	24		65	17		27				27KAAK21MPN
	R 3/4	27		65	17		27				27KAAK26MPN
 Female Thread	G 1/4	24		56	10		27				27KAIW13MPN
	G 3/8	24		56	11		27				27KAIW17MPN
	G 1/2	24		56	12		27				27KAIW21MPN
	G 3/4	27		60	16		27				27KAIW26MPN
 Hose Barb	6 mm	24		76	25		27				27KATF06MPN
	8 mm	24		76	25		27				27KATF08MPN
	9 mm	24		76	25		27				27KATF09MPN
	10 mm	24		76	25		27				27KATF10MPN
	13 mm	24		76	25		27				27KATF13MPN
	16 mm	24		76	20		27				27KATF16MPN
	19 mm	24		76	25		27				27KATF19MPN



Plugs – without valve

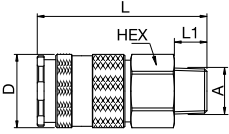
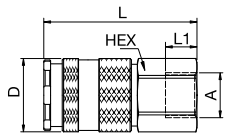
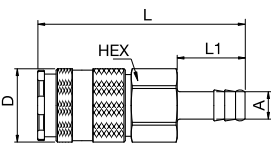
Series 27KA

	Connection A	HEX mm	HEX1 mm	L mm	L1 mm	L2 mm	D mm	B mm	G mm	Version	Part Number
 Male Thread	R 1/4	17		40	12						27SFAK13SXN
	R 3/8	17		40	12						27SFAK17SXN
	R 1/2	22		45	17						27SFAK21SXN
	R 3/4	27		48	19						27SFAK26SXN
 Female Thread	G 1/4	17		33	9						27SFIW13SXN
	G 3/8	19		33	12						27SFIW17SXN
	G 1/2	24		37	12						27SFIW21SXN
	G 3/4	32		42	16						27SFIW26SXN
 Hose Barb	6 mm			48	25		15				27SFTF06SXN
	8 mm			48	25		15				27SFTF08SXN
	9 mm			48	25		15				27SFTF09SXN
	10 mm			48	25		15				27SFTF10SXN
	13 mm			48	25		15				27SFTF13SXN
	16 mm			48	25		18				27SFTF16SXN
	19 mm			48	25		21				27SFTF19SXN

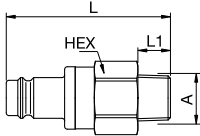
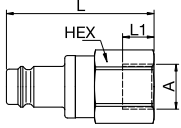
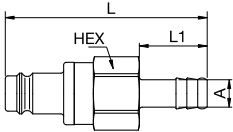


Couplings – with valve

Series 27KB

	Connection A	HEX mm	HEX1 mm	L mm	L1 mm	L2 mm	D mm	B mm	G mm	Version	Part Number
 <p>Male Thread</p>	R 1/4	24		63	12		27			blank	27KBAK13BPX
	R 1/4	24		63	12		27			nickel plated	27KBAK13BPN
	R 3/8	24		63	12		27			blank	27KBAK17BPX
	R 3/8	24		63	12		27			nickel plated	27KBAK17BPN
	R 1/2	24		65	17		27			blank	27KBAK21BPX
	R 1/2	24		65	17		27			nickel plated	27KBAK21BPN
	R 3/4	27		65	17		27			blank	27KBAK26BPX
	R 3/4	27		65	17		27			nickel plated	27KBAK26BPN
 <p>Female Thread</p>	G 1/4	24		56	10		27			blank	27KBIW13BPX
	G 1/4	24		56	10		27			nickel plated	27KBIW13BPN
	G 3/8	24		56	11		27			blank	27KBIW17BPX
	G 3/8	24		56	11		27			nickel plated	27KBIW17BPN
	G 1/2	24		56	12		27			blank	27KBIW21BPX
	G 1/2	24		56	12		27			nickel plated	27KBIW21BPN
	G 3/4	32		60	16		27			blank	27KBIW26BPX
	G 3/4	32		60	16		27			nickel plated	27KBIW26BPN
 <p>Hose Barb</p>	6 mm	24		76	25		27			blank	27KBTF06BPX
	6 mm	24		76	25		27			nickel plated	27KBTF06BPN
	8 mm	24		76	25		27			blank	27KBTF08BPX
	8 mm	24		76	25		27			nickel plated	27KBTF08BPN
	9 mm	24		76	25		27			blank	27KBTF09BPX
	9 mm	24		76	25		27			nickel plated	27KBTF09BPN
	10 mm	24		76	25		27			blank	27KBTF10BPX
	10 mm	24		76	25		27			nickel plated	27KBTF10BPN
	13 mm	24		76	25		27			blank	27KBTF13BPX
	13 mm	24		76	25		27			nickel plated	27KBTF13BPN
	16 mm	24		76	25		27			blank	27KBTF16BPX
	16 mm	24		76	25		27			nickel plated	27KBTF16BPN
19 mm	24		76	25		27			blank	27KBTF19BPX	
19 mm	24		76	25		27			nickel plated	27KBTF19BPN	



	Connection A	HEX mm	HEX1 mm	L mm	L1 mm	L2 mm	D mm	B mm	G mm	Version	Part Number
 <p>Male Thread</p>	R 1/4	24		60,5	12						27SBAK13MPN
	R 3/8	24		60,5	12						27SBAK17MPN
	R 1/2	24		62,5	17						27SBAK21MPN
	R 3/4	27		62,5	17						27SBAK26MPN
 <p>Female Thread</p>	G 1/4	24		54,5	9						27SBIW13MPN
	G 3/8	24		54,5	9						27SBIW17MPN
	G 1/2	24		54,5	12						27SBIW21MPN
	G 3/4	32		58,5	16						27SBIW26MPN
 <p>Hose Barb</p>	6 mm	24		74	25						27SBTF06MPN
	8 mm	24		74	25						27SBTF08MPN
	9 mm	24		74	25						27SBTF09MPN
	10 mm	24		74	25						27SBTF10MPN
	13 mm	24		74	25						27SBTF13MPN
	16 mm	24		74	25						27SBTF16MPN
	19 mm	24		74	25						27SBTF19MPN



Other designs in series 1700

The following other designs can be found from page:

- ▶ Stainless Steel P. 216
- ▶ Safety Self-Venting P. 296

Technical Description

Rectus Tema premium industrial coupling 1/2" with standard European profile. Suitable for compressed air applications with greater than average air consumption. Above-average flow values compared with standard market products. Coupling system with single-hand operation. UltraFlo valve for optimum flow and low pressure drop.

Dust Protections  (P. 319) for Coupling Part.-No. SK27S

Working Temperature*
-20°C up to +100°C (NBR) depending on the medium.

* For temperatures below -20°C and over +100°C and depending on the medium, other seal variants (FKM, EPDM, FFKM) are available.



Working Pressure**

35 bar
** maximum static working pressure with safety factor 4 to 1.

35 bar

Material

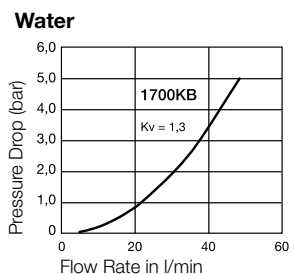
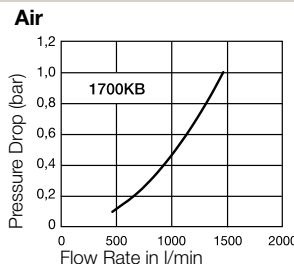
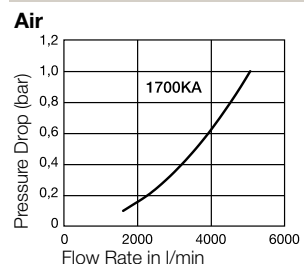
Coupling: Brass nickel plated, Steel QPQ treated
Plug: Steel nickel plated
Seals: NBR

Coupling: Brass nickel plated
Plug: Brass nickel plated
Seals: NBR

Interchangeability

- Rectus 27
- Rectus 1727
- Cejn 410

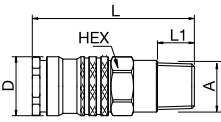
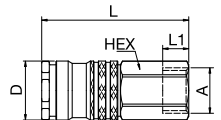
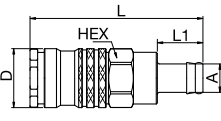
Flow diagrams





Couplings – with valve

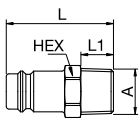
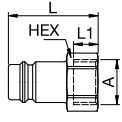
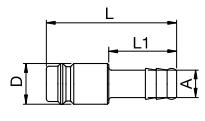
Series 1700KA

	Connection A	HEX mm	HEX1 mm	L mm	L1 mm	L2 mm	D mm	B mm	G mm	Version	Part Number
 <p>Male Thread</p>	R 3/8	24		70	12		27				1700KAAK17SPN
	R 1/2	24		75	17		27				1700KAAK21SPN
	R 3/4	27		64	17		27				1700KAAK26SPN
 <p>Female Thread</p>	G 3/8	24		64,5	10		27				1700KAIW17SPN
	G 1/2	24		68	11		27				1700KAIW21SPN
	G 3/4	32		69	14		27				1700KAIW26SPN
 <p>Hose Barb</p>	10 mm	24		80	21		27				1700KATF10SPN
	13 mm	24		80	21		27				1700KATF13SPN
	16 mm	24		80	21		27				1700KATF16SPN



Plugs – without valve

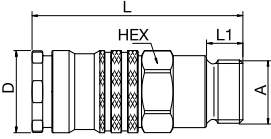
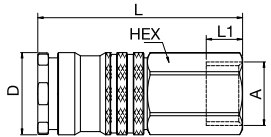
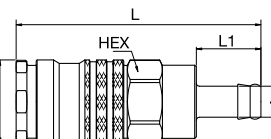
Series 27SF

	Connection A	HEX mm	HEX1 mm	L mm	L1 mm	L2 mm	D mm	B mm	G mm	Version	Part Number
 <p>Male Thread</p>	R 1/4	17		40	12						27SFAK13SXN
	R 3/8	17		40	12						27SFAK17SXN
	R 1/2	22		45	17						27SFAK21SXN
	R 3/4	27		48	19						27SFAK26SXN
 <p>Female Thread</p>	G 1/4	17		33	9						27SFIW13SXN
	G 3/8	19		33	12						27SFIW17SXN
	G 1/2	24		37	12						27SFIW21SXN
	G 3/4	32		42	16						27SFIW26SXN
 <p>Hose Barb</p>	6 mm			48	25		15				27SFTF06SXN
	8 mm			48	25		15				27SFTF08SXN
	9 mm			48	25		15				27SFTF09SXN
	10 mm			48	25		15				27SFTF10SXN
	13 mm			48	25		15				27SFTF13SXN
	16 mm			48	25		18				27SFTF16SXN
19 mm			48	25		21				27SFTF19SXN	



Couplings – with valve

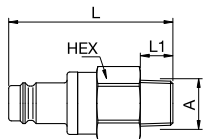
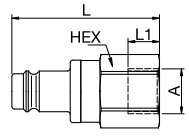
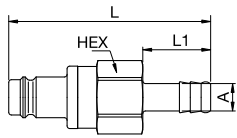
Series 1700KB

	Connection A	HEX mm	HEX1 mm	L mm	L1 mm	L2 mm	D mm	B mm	G mm	Version	Part Number
 <p>Male Thread</p>	G 3/8	24		64,5	7		27				1700KBAW17BPN
	G 1/2	24		69,5	12		27				1700KBAW21BPN
	G 3/4	30		73,5	16		27				1700KBAW26BPN
 <p>Female Thread</p>	G 3/8	24		67,5	12		27				1700KBIW17BPN
	G 1/2	24		67,5	12		27				1700KBIW21BPN
	G 3/4	32		73,5	16		27				1700KBIW26BPN
 <p>Hose Barb</p>	10 mm	24		79,5	21		27				1700KBTf10BPN
	13 mm	24		79,5	21		27				1700KBTf13BPN
	16 mm	24		79,5	21		27				1700KBTf16BPN
	19 mm	24		79,5	21		27				1700KBTf19BPN



Plugs – with valve

Series 27SB

	Connection A	HEX mm	HEX1 mm	L mm	L1 mm	L2 mm	D mm	B mm	G mm	Version	Part Number
 <p>Male Thread</p>	R 1/4	24		60,5	12						27SBAK13MPN
	R 3/8	24		60,5	12						27SBAK17MPN
	R 1/2	24		62,5	17						27SBAK21MPN
	R 3/4	27		62,5	17						27SBAK26MPN
 <p>Female Thread</p>	G 1/4	24		54,5	9						27SBIW13MPN
	G 3/8	24		54,5	9						27SBIW17MPN
	G 1/2	24		54,5	12						27SBIW21MPN
	G 3/4	32		58,5	16						27SBIW26MPN
 <p>Hose Barb</p>	6 mm	24		74	25						27SBTF06MPN
	8 mm	24		74	25						27SBTF08MPN
	9 mm	24		74	25						27SBTF09MPN
	10 mm	24		74	25						27SBTF10MPN
	13 mm	24		74	25						27SBTF13MPN
	16 mm	24		74	25						27SBTF16MPN
	19 mm	24		74	25						27SBTF19MPN

Nominal Diameter

10 = 80 mm²

Rectus Series

1727**Other designs in series 1727**

The following other designs can be found from page:

- ▶ Stainless Steel P. 216
- ▶ Safety Self-Venting P. 290

Technical Description

Rectus Tema premium industrial coupling 1/2" with standard European profile. Suitable for compressed air applications with greater than average air consumption. Above-average flow values compared with standard market products. Coupling system with single-hand operation. UltraFlo valve for optimum flow and low pressure drop. Extremely robust and ergonomically shaped, 2-component plastic sleeve.

**Working Pressure****

35 bar

** maximum static working pressure with safety factor 4 to 1.

Material

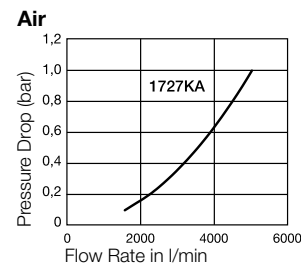
Coupling: Brass nickel plated, Steel QPQ treated, PA6+TPE


Plug: Steel nickel plated

Seals: NBR

Interchangeability

- Rectus 27
- Rectus 1700
- Cejn 410

Flow diagrams

Dust Protections  (P. 319)
for Coupling Part.-No. SK27S
for Plug Part.-No. SK16S

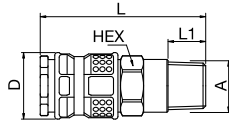
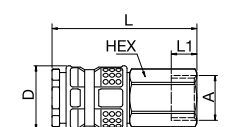
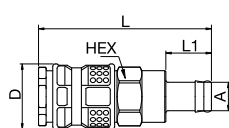
Working Temperature*
-20°C up to +40°C (NBR)
depending on the medium.

* For temperatures below -20°C and over +40°C and depending on the medium, other seal variants (FKM, EPDM, FFKM) are available.



Couplings – with valve

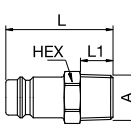
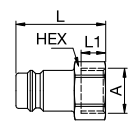
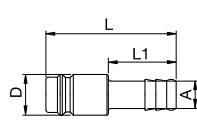
Series 1727KA

	Connection A	HEX mm	HEX1 mm	L mm	L1 mm	L2 mm	D mm	B mm	G mm	Version	Part Number
 <p>Male Thread</p>	R 3/8	24		70	12		30				1727KAAK17SPN
	R 1/2	24		75	17		30				1727KAAK21SPN
	R 3/4	27		64	17		30				1727KAAK26SPN
 <p>Female Thread</p>	G 3/8	24		64,5	10		30				1727KAIW17SPN
	G 1/2	24		68	12		30				1727KAIW21SPN
	G 3/4	32		69	14		30				1727KAIW26SPN
 <p>Hose Barb</p>	10 mm	24		80	21		30				1727KATF10SPN
	13 mm	24		80	21		30				1727KATF13SPN
	16 mm	24		80	21		30				1727KATF16SPN



Plugs – without valve

Series 27SF

	Connection A	HEX mm	HEX1 mm	L mm	L1 mm	L2 mm	D mm	B mm	G mm	Version	Part Number
 <p>Male Thread</p>	R 1/4	17		40	12						27SFAK13SXN
	R 3/8	17		40	12						27SFAK17SXN
	R 1/2	22		45	17						27SFAK21SXN
	R 3/4	27		48	19						27SFAK26SXN
 <p>Female Thread</p>	G 1/4	17		33	9						27SFIW13SXN
	G 3/8	19		33	12						27SFIW17SXN
	G 1/2	24		37	12						27SFIW21SXN
	G 3/4	32		42	16						27SFIW26SXN
 <p>Hose Barb</p>	6 mm			48	25		15				27SFTF06SXN
	8 mm			48	25		15				27SFTF08SXN
	9 mm			48	25		15				27SFTF09SXN
	10 mm			48	25		15				27SFTF10SXN
	13 mm			48	25		15				27SFTF13SXN
	16 mm			48	25		18				27SFTF16SXN
	19 mm			48	25		21				27SFTF19SXN



Technical Description

Series 1800 is used mainly for applications in the area of compressed air and liquids. The coupling system stands out for its robust, compact design, high flow and high corrosion resistance due to the Ultra HighFlow valve.

Dust Protections  (P. 319)
for Coupling Part.-No. 5026-QC
for Plug Part.-No. 2526-QC

Working Temperature*
-20°C up to +100°C (NBR)
depending on the medium.

* For temperatures below -20°C and over +100°C and depending on the medium, other seal variants (FKM, EPDM, FFKM) are available.

Other designs in series 1800
The following other designs can be found from page:

- Stainless Steel P. 220



Working Pressure**

35 bar
** maximum static working pressure with safety factor 4 to 1.

50 bar

Features

- | | |
|--|--|
| <ul style="list-style-type: none"> • Single-hand operation • Particularly suited to medium-sized to large pneumatic systems and compressed air tools | <ul style="list-style-type: none"> • Two-hand operation • Special disc shape of the main seal in the coupling extends the durability • Particularly suited to applications in the area of liquids, which require a coupling that is simple and easy to handle |
|--|--|

Material

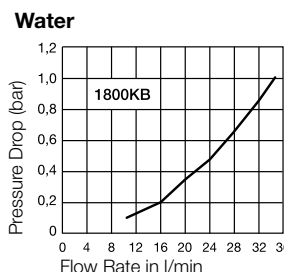
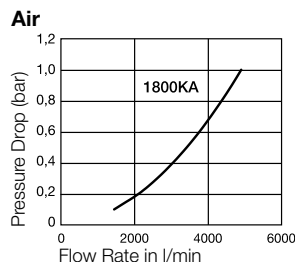
Coupling: Brass nickel plated and chrome plated
Plug: Steel hardened, zinc plated
Seals: NBR

Coupling: Brass nickel plated and chrome plated
Plug: Brass nickel plated and chrome plated
Seals: NBR

Interchangeability

- Rectus 32
- Cejn 408

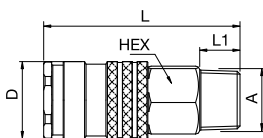
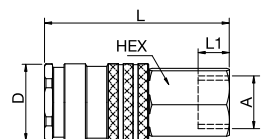
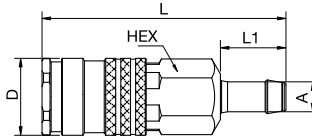
Flow diagrams





Couplings – with valve

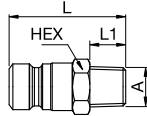
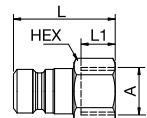
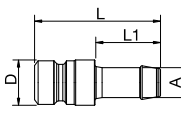
Series 1800KA

	Connection A	HEX mm	HEX1 mm	L mm	L1 mm	L2 mm	D mm	B mm	G mm	Version	Part Number
 <p>Male Thread</p>	R 3/8	23		69	11		27				1800KAAK17MPN
	R 1/2	23		69	13		27				1800KAAK21MPN
	R 3/4	27		73	15		27				1800KAAK26MPN
 <p>Female Thread</p>	G 3/8	23		65	10		27				1800KAIW17MPN
	G 1/2	25		65	10		27				1800KAIW21MPN
	G 3/4	30		67	11		27				1800KAIW26MPN
 <p>Hose Barb</p>	10 mm	23		82	23		27				1800KATF10MPN
	13 mm	23		82	24		27				1800KATF13MPN
	16 mm	23		82	24		27				1800KATF16MPN
	19 mm	23		82	24		27				1800KATF19MPN



Plugs – without valve

Series 1800KA

	Connection A	HEX mm	HEX1 mm	L mm	L1 mm	L2 mm	D mm	B mm	G mm	Version	Part Number	
 <p>Male Thread</p>	R 1/8	17		36	10						1800SFAK10SXZ	
	R 1/4	17		39	12						1800SFAK13SXZ	
	G 1/4	17		35	9						1800SFAW13SXZ	
	R 3/8	17		38	12						1800SFAK17SXZ	
	G 3/8	22		36	10						1800SFAW17SXZ	
	R 1/2	22		40	14							1800SFAK21SXZ
	R 3/4	27		43	16							1800SFAK26SXZ
 <p>Female Thread</p>	G 1/4	17		36	10						1800SFIW13SXZ	
	G 3/8	22		36	10						1800SFIW17SXZ	
	G 1/2	27		39	12						1800SFIW21SXZ	
 <p>Hose Barb</p>	6 mm			44	23		16				1800SFTF06SXZ	
	8 mm			44	23		16				1800SFTF08SXZ	
	10 mm			44	23		16				1800SFTF10SXZ	
	13 mm			45	24		16				1800SFTF12SXZ	
	16 mm			47	24		18					1800SFTF16SXZ
	19 mm			47	24		23					1800SFTF19SXZ



Couplings – with valve

Series 1800KB

	Connection A	HEX mm	HEX1 mm	L mm	L1 mm	L2 mm	D mm	B mm	G mm	Version	Part Number
<p>Male Thread</p>	R 1/2	22		54	10		27				1800KBAK21MPN
<p>Female Thread</p>	G 3/8	22		54	9		27				1800KBIW17MPN
	G 1/2	25		55	9		27				1800KBIW21MPN
	G 3/4	30		57	11		27				1800KBIW26MPN



Plugs – with valve

Series 1800KB



	Connection A	HEX mm	HEX1 mm	L mm	L1 mm	L2 mm	D mm	B mm	G mm	Version	Part Number
<p>Male Thread</p>	G 1/2	22		47	19						1800SBAK21MPC
<p>Female Thread</p>	G 3/8	22		49	10						1800SBIW17MPC
	G 3/4	30		54	12						1800SBIW26MPC

Protective Sleeve



Series 1800KB

	Description	L mm	D mm	Version	Color	Part Number
	for Couplings 1800KB	78	38	EBA	blue	1800-351

Cross-Reference-List

Connection	Thread	Rectus Part Number old	Tema Part Number old	Part Number new	Page
 Couplings – with valve					
Male Thread	R 3/8		1800 ED	1800KAAK17MPN	141
	R 1/2	32KAAK21MPN	1800 EA	1800KAAK21MPN	141
	R 3/4		1800 EF	1800KAAK26MPN	141
Female Thread	G 3/8	32KAIW17MPN	1800 E	1800KAIW17MPN	141
	G 1/2	32KAIW21MPN	1800 EB	1800KAIW21MPN	141
	G 3/4		1800 EC	1800KAIW26MPN	141
Hose Barb	10 mm	32KATF10MPN	1800 EK10	1800KATF10MPN	141
	13 mm	32KATF13MPN	1800 EK12	1800KATF13MPN	141
	16 mm	32KATF16MPN	1800 EK16	1800KATF16MPN	141
	19 mm	32KATF19MPN	1800 EK19	1800KATF19MPN	141
 Plugs – without valve					
Male Thread	R 1/8		18105	1800SFAK10SXZ	141
	R 1/4	32SFAK13SXZ	18110 A	1800SFAK13SXZ	141
	G 1/4		18110	1800SFAW13SXZ	141
	R 3/8	32SFAK17SXZ	18210 A	1800SFAK17SXZ	141
	G 3/8		18210	1800SFAW17SXZ	141
	R 1/2	32SFAK21SXZ	18220	1800SFAK21SXZ	141
	G 1/2		18230	1800SFAK26SXZ	141
Female Thread	G 1/4	32SFIW13SXZ	18405	1800SFIW13SXZ	141
	G 3/8	32SFIW17SXZ	18410	1800SFIW17SXZ	141
	G 1/2	32SFIW21SXZ	18420	1800SFIW21SXZ	141
Hose Barb	6 mm	32SFTF06SXZ	18006	1800SFTF06SXZ	141
	8 mm	32SFTF08SXZ	18008	1800SFTF08SXZ	141
	10 mm	32SFTF10SXZ	18010	1800SFTF10SXZ	141
	12 mm		18012	1800SFTF12SXZ	141
	16 mm	32SFTF16SXZ	18016	1800SFTF16SXZ	141
	19 mm	32SFTF19SXZ	18019	1800SFTF19SXZ	141

Cross-Reference-List

Connection	Thread	Rectus Part Number old	Tema Part Number old	Part Number new	Page
 Couplings – with valve					
Male Thread	R 1/2		1800 NA	1800KBAK21MPN	142
Female Thread	G 3/8		1800 N	1800KBIW17MPN	142
	G 1/2		1800 NB	1800KBIW21MPN	142
	G 3/4		1800 NC	1800KBIW26MPN	142
 Plugs – with valve					
Male Thread	G 1/2		18420 MN	1800SBAK21MPC	142
Female Thread	G 3/8		18410 MN	1800SBIW17MPC	142
	G 3/4		18430 MN	1800SBIW26MPC	142

**Technical Description**

Industrial coupling with Atlas Copco-Profile. Coupling system with single-hand operation. UltraFlo valve for optimum flow and low pressure drop. Optimal for use with large pneumatic consumers due to the robust design and steel sleeve. The collar design minimises damage to the valve body.

Dust Protections  (P. 319)
for Coupling Part.-No. SK27S

Working Temperature*

-20°C up to +100°C (NBR)
depending on the medium.

* For temperatures below -20°C and over +100°C and depending on the medium, other seal variants (FKM, EPDM, FFKM) are available.

**Working Pressure****

35 bar

** maximum static working pressure with safety factor 4 to 1.

Material

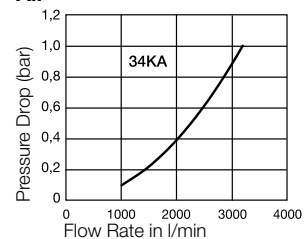
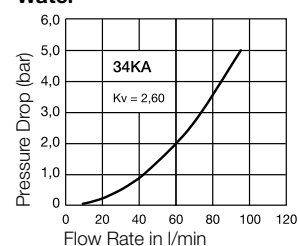
Coupling: Brass / Steel nickel plated

Plug: Steel nickel plated

Seals: NBR

Interchangeability

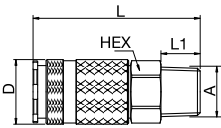
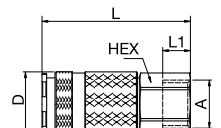
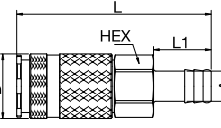
- Atlas Copco QIC 15

Flow diagrams**Air****Water**



Couplings – with valve

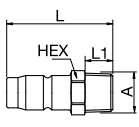
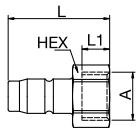
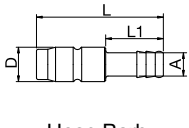
Series 34KA

	Connection A	HEX mm	HEX1 mm	L mm	L1 mm	L2 mm	D mm	B mm	G mm	Version	Part Number
 <p>Male Thread</p>	R 1/4	24		70	12		28				34KAAK13SPN
	R 3/8	24		70	12		28				34KAAK17SPN
	R 1/2	24		72	12		28				34KAAK21SPN
	R 3/4	27		72	12		28				34KAAK26SPN
 <p>Female Thread</p>	G 1/4	24		64	9		28				34KAIW13SPN
	G 3/8	24		64	12		28				34KAIW17SPN
	G 1/2	24		64	12		28				34KAIW21SPN
 <p>Hose Barb</p>	6 mm	24		84	25		28				34KATF06SPN
	8 mm	24		84	25		28				34KATF08SPN
	10 mm	24		84	25		28				34KATF10SPN
	13 mm	24		84	25		28				34KATF13SPN
	16 mm	24		84	25		28				34KATF16SPN
	19 mm	24		84	25		28				34KATF19SPN



Plugs – without valve

Series 34KA

	Connection A	HEX mm	HEX1 mm	L mm	L1 mm	L2 mm	D mm	B mm	G mm	Version	Part Number
 <p>Male Thread</p>	R 1/4	17		46	12						34SFAK13SXN
	R 3/8	19		46	12						34SFAK17SXN
	R 1/2	22		52	17						34SFAK21SXN
 <p>Female Thread</p>	G 3/8	19		40	9						34SFIW17SXN
	G 1/2	24		44	12						34SFIW21SXN
 <p>Hose Barb</p>	6 mm			55	25		15				34SFTF06SXN
	10 mm			55	25		15				34SFTF10SXN
	13 mm			55	25		15				34SFTF13SXN
	16 mm			55	25		18				34SFTF16SXN

**Technical Description**

Brass coupling with no valve for applications with liquids in the pressure range up to 35 bar. The couplings are corrosion resistant. The system stands out for a high flow with minimal pressure drop.

Working Temperature*

-20°C up to +100°C (NBR)
depending on the medium.

* For temperatures below -20°C and over +100°C and depending on the medium, other seal variants (FKM, EPDM, FFKM) are available.

**Working Pressure****

35 bar

** maximum static working pressure with safety factor 4 to 1.

Material

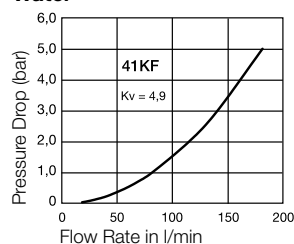
Coupling: Brass nickel plated

Plug: Brass nickel plated

Seals: NBR

Interchangeability

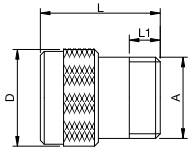
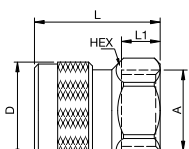
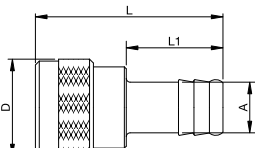
- Rectus 27
- Cejn 417

Flow diagrams**Water**



Couplings – without valve

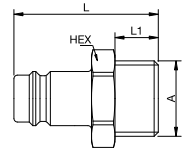
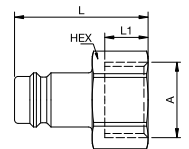
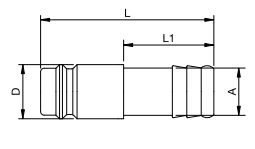
Series 41KF

	Connection A	HEX mm	HEX1 mm	L mm	L1 mm	L2 mm	D mm	B mm	G mm	Version	Part Number
 <p>Male Thread</p>	G 1/2			31	8		25				41KFAW21MPN
	G 3/4			32,5	9		25				41KFAW26MPN
 <p>Female Thread</p>	G 1/2	24		32,5	10		25				41KFIW21MPN
	G 3/4	30		32,5	10		25				41KFIW26MPN
	M 22 x 1	24		32,5	10		25				41KFIW22MPN
 <p>Hose Barb</p>	10 mm			48,5	25		25				41KFTF10MPN
	13 mm			48,5	25		25				41KFTF13MPN
	16 mm			48,5	25		25				41KFTF16MPN
	19 mm			48,5	25		25				41KFTF19MPN



Plugs – without valve

Series 41KF

	Connection A	HEX mm	HEX1 mm	L mm	L1 mm	L2 mm	D mm	B mm	G mm	Version	Part Number
 <p>Male Thread</p>	G 1/2	24		40	12						41SFAW21MXN
	G 3/4	32		45	16						41SFAW26MXN
 <p>Female Thread</p>	G 1/2	24		37	12						41SFIW21MXN
	G 3/4	32		42	16						41SFIW26MXN
	M 22 x 1	24		36	12						41SFIW22MXN
 <p>Hose Barb</p>	8 mm			48	25		15				41SFTF08MXN
	10 mm			48	25		15				41SFTF10MXN
	13 mm			48	25		15				41SFTF13MXN
	16 mm			48	25		18				41SFTF16MXN
	19 mm			48	25		21				41SFTF19MXN

11 = 95 mm²**42****Technical Description**

Brass coupling with no valve for applications with liquids in the pressure range up to 35 bar. The couplings are corrosion resistant. The system stands out for a high flow with minimal pressure drop.

Working Temperature*

-20°C up to +100°C (NBR)
depending on the medium.

* For temperatures below -20°C and over +100°C and depending on the medium, other seal variants (FKM, EPDM, FFKM) are available.

**Working Pressure****

35 bar

** maximum static working pressure with safety factor 4 to 1.

Material

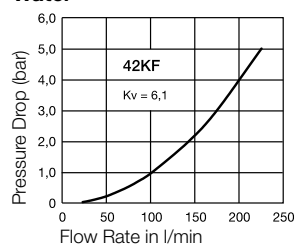
Coupling: Brass chrome plated

Plug: Brass chrome plated

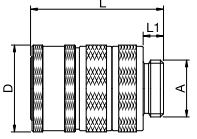
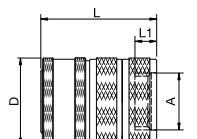
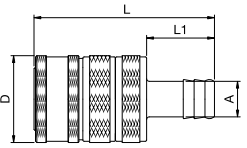
Seals: NBR

Interchangeability

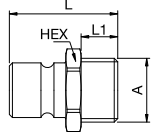
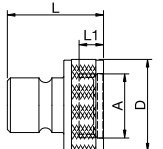
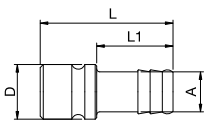
- ABA-Beul

Flow diagrams**Water**

Couplings – without valve **Series 42KF**

	Connection A	HEX mm	HEX1 mm	L mm	L1 mm	L2 mm	D mm	B mm	G mm	Version	Part Number
 Male Thread	G 1/2			49	7,5		32				42KFAW21MPC
	G 3/4			49	7,5		32				42KFAW26MPC
 Female Thread	G 1/2			34	8		32				42KFIW21MPC
	G 3/4			34	8		32				42KFIW26MPC
 Hose Barb	9 mm			55	25		32				42KFTF09MPC
	13 mm			55	25		32				42KFTF13MPC
	19 mm			55	25		32				42KFTF19MPC

Plugs – without valve **Series 42KF**

	Connection A	HEX mm	HEX1 mm	L mm	L1 mm	L2 mm	D mm	B mm	G mm	Version	Part Number
 Male Thread	G 1/2	24		35,5	12						42SFAW21MXC
	G 3/4	32		42,5	16						42SFAW26MXC
 Female Thread	G 1/2			31,5	8		30				42SFIW21MXC
	G 3/4			31,5	8		30				42SFIW26MXC
 Hose Barb	9 mm			48	25		15				42SFTF09MXC
	13 mm			48	25		15				42SFTF13MXC
	19 mm			48	25		15				42SFTF19MXC

11 = 95 mm²**37****Technical Description**

Robust brass coupling system 1/2" according to ISO 6150 B and US MIL-SPEC 4109. Coupling system with single-hand operation. The high insertion depth is guaranteed by an optimised plug guide.

Dust Protections  (P. 319)
for Coupling Part.-No. SK27S
for Plug Part.-No. SK16S

Working Temperature*
-20°C up to +100°C (NBR)
depending on the medium.

* For temperatures below -20°C and over +100°C and depending on the medium, other seal variants (FKM, EPDM, FFKM) are available.

**Working Pressure****

35 bar

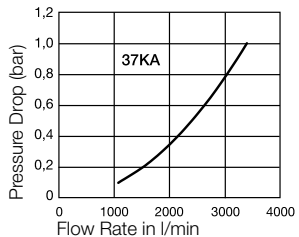
** maximum static working pressure with safety factor 4 to 1.

Material

Coupling: Brass
Plug: Steel nickel plated
Seals: NBR

Interchangeability

- Industrial Interchange 1/2"
- US-MIL-SPEC C-4109 1/2"
- ISO 6150-B
- Gromelle 1300
- Hansen 5000

Flow diagrams**Air**



Couplings – with valve

Series 37KA

Brass/Steel

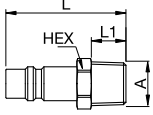
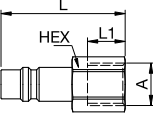
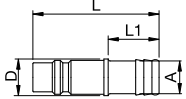
Low Pressure

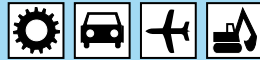
	Connection A	HEX mm	HEX1 mm	L mm	L1 mm	L2 mm	D mm	B mm	G mm	Version	Part Number
<p>Male Thread</p>	G 3/8	30		70,5	9		35			blank	37KAAW17MPX
	G 3/8	30		70,5	9		35			nickel plated	37KAAW17MPN
	1/2" NPT	30		79	17		35			blank	37KAAN21MPX
	1/2" NPT	30		79	17		35			nickel plated	37KAAN21MPN
	G 1/2	30		76,5	12		35			blank	37KAAW21MPX
	G 1/2	30		76,5	12		35			nickel plated	37KAAW21MPN
	3/4" NPT	30		81	19		35			blank	37KAAN26MPX
	3/4" NPT	30		81	19		35			nickel plated	37KAAN26MPN
	G 3/4	30		77,5	13		35			blank	37KAAW26MPX
	G 3/4	30		77,5	13		35			nickel plated	37KAAW26MPN
<p>Female Thread</p>	3/8" NPSF	30		76	14		35			blank	37KAIN17MPX
	3/8" NPSF	30		76	14		35			nickel plated	37KAIN17MPN
	1/2" NPSF	30		83	23		35			blank	37KAIN21MPX
	1/2" NPSF	30		83	23		35			nickel plated	37KAIN21MPN
	3/4" NPSF	32		84	24		35			blank	37KAIN26MPX
	3/4" NPSF	32		84	24		35			nickel plated	37KAIN26MPN
<p>Hose Barb</p>	10 mm	30		86	25		35			blank	37KATF10MPX
	10 mm	30		86	25		35			nickel plated	37KATF10MPN
	13 mm	30		86	25		35			blank	37KATF13MPX
	13 mm	30		86	25		35			nickel plated	37KATF13MPN
	16 mm	30		86	25		35			blank	37KATF16MPX
	16 mm	30		86	25		35			nickel plated	37KATF16MPN
	19 mm	30		86	25		35			blank	37KATF19MPX
	19 mm	30		86	25		35			nickel plated	37KATF19MPN



Plugs – without valve

Series 37KA

	Connection A	HEX mm	HEX1 mm	L mm	L1 mm	L2 mm	D mm	B mm	G mm	Version	Part Number
 Male Thread	R 1/2	22		60	17						37SFAK21SXN
	R 3/4	27		61	19						37SFAK26SXN
 Female Thread	G 1/2	24		50	10						37SFIW21SXN
	G 3/4	32		57	14						37SFIW26SXN
 Hose Barb	10 mm			62	25		17				37SFTF10SXN
	13 mm			62	25		17				37SFTF13SXN
	16 mm			62	25		18				37SFTF16SXN
	19 mm			72	35		21				37SFTF19SXN



Technical Description

German industrial profile for compressed air applications. UltraFlo valve for optimum flow and low pressure drop. Robust structure, optimised with respect to size and performance. Especially suitable for oscillating forces due to steel sleeve and steel valve bodies. The collar design minimises damage to the valve body.

Working Temperature*

-20°C up to +100°C (NBR) depending on the medium.

* For temperatures below -20°C and over +100°C and depending on the medium, other seal variants (FKM, EPDM, FFKM) are available.



Working Pressure**

35 bar
** maximum static working pressure with safety factor 4 to 1.

35 bar

Features

- Brass design particularly suited to use with liquids

Material

Coupling: Brass / Steel nickel plated
Plug: Steel nickel plated
Seals: NBR

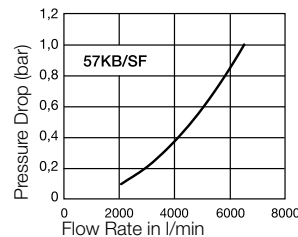
Coupling: Brass / Steel nickel plated
Plug: Brass nickel plated
Seals: NBR

Interchangeability

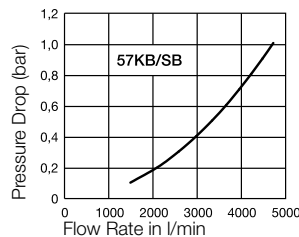
- Walther LP012

Flow diagrams

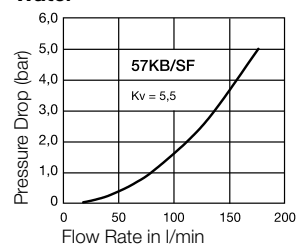
Air



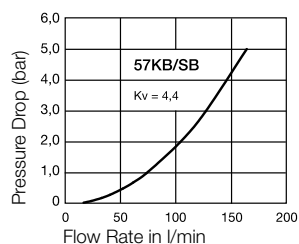
Air



Water



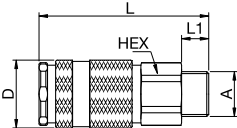
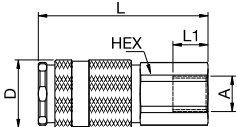
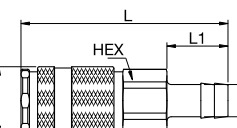
Water





Couplings – with valve

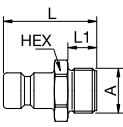
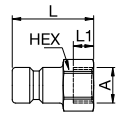
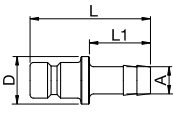
Series 57KB

	Connection A	HEX mm	HEX1 mm	L mm	L1 mm	L2 mm	D mm	B mm	G mm	Version	Part Number
 Male Thread	G 1/2	34		98	12		40				57KBAW21BPN
	G 3/4	34		100	16		40				57KBAW26BPN
	G 1	41		100	19		40				57KBAW33BPN
 Female Thread	G 1/2	34		100	19		40				57KBIW21BPN
	G 3/4	34		100	16		40				57KBIW26BPN
	G 1	41		101	20		40				57KBIW33BPN
 Hose Barb	16 mm	34		122	36		40				57KBTF16BPN
	19 mm	34		122	36		40				57KBTF19BPN



Plugs – without valve

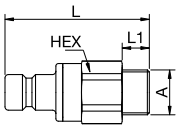
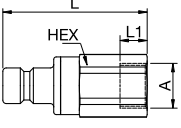
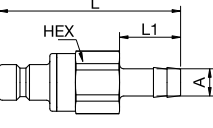
Series 57SF

	Connection A	HEX mm	HEX1 mm	L mm	L1 mm	L2 mm	D mm	B mm	G mm	Version	Part Number
 Male Thread	G 3/8	27		49	12						57SFAW17SXN
	G 1/2	27		52	15						57SFAW21SXN
	G 3/4	32		55	17						57SFAW26SXN
	G 1/2	41		60	20						57SFAW33SXN
 Female Thread	G 1/2	27		48	15						57SFIW21SXN
	G 3/4	32		54	20						57SFIW26SXN
 Hose Barb	13 mm			63	28		28				57SFTF13SXN
	16 mm			71	36		28				57SFTF16SXN
	19 mm			71	36		28				57SFTF19SXN

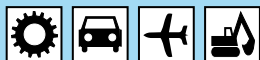


Plugs – with valve

Series 57SB

	Connection A	HEX mm	HEX1 mm	L mm	L1 mm	L2 mm	D mm	B mm	G mm	Version	Part Number
 <p>Male Thread</p>	G 3/8	34		86	12						57SBAW17MPN
	G 1/2	34		83	12						57SBAW21MPN
	G 3/4	34		85	16						57SBAW26MPN
	G 1	41		85	19						57SBAW33MPN
 <p>Female Thread</p>	G 1/2	34		85	19						57SBIW21MPN
	G 3/4	34		85	16						57SBIW26MPN
 <p>Hose Barb</p>	13 mm	34		101	28						57SBTF13MPN
	16 mm	34		107	36						57SBTF16MPN
	19 mm	34		107	36						57SBTF19MPN

Nominal Diameter

12,4 = 120 mm²

Rectus Series

1900**Technical Description**

Robust, corrosion resistant coupling system in brass with high flow values for use with liquids in the pressure range up to 50 bar.

Two-hand operation, i.e. both hands are required when connect/disconnect. The main seal of the coupling has a special disc shape, which extends the durability of the coupling. To guarantee greater flexibility, we also offer plugs with no valve.

Working Temperature*

-20°C up to +100°C (NBR)
depending on the medium.

* For temperatures below -20°C and over +100°C and depending on the medium, other seal variants (FKM, EPDM, FFKM) are available.

**Working Pressure****

50 bar

** maximum static working pressure with safety factor 4 to 1.

50 bar

Material

Coupling: Brass nickel plated and chrome plated

Plug: Brass nickel plated and chrome plated

Seals: NBR

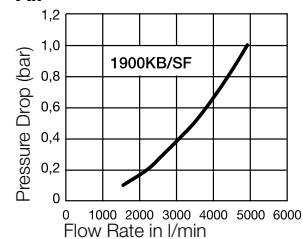
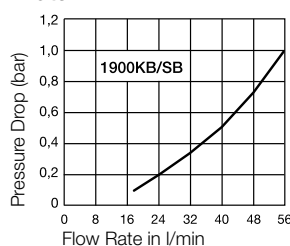
Coupling: Brass nickel plated and chrome plated

Plug: Brass nickel plated and chrome plated

Seals: NBR

Interchangeability

- Tema Design

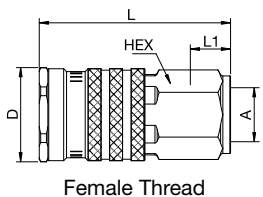
Flow diagrams**Air****Water**



Couplings – with valve

Series 1900KB

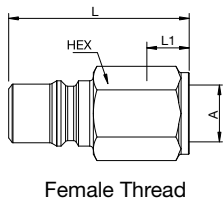
Connection A	HEX mm	HEX1 mm	L mm	L1 mm	L2 mm	D mm	B mm	G mm	Version	Part Number
G 1/2	27		67	12		33				1900KBIW21MPN
G 3/4	30		68	12		33				1900KBIW26MPN



Plugs – without valve

Series 1900SF

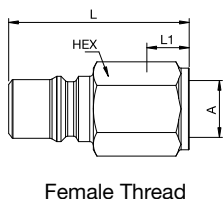
Connection A	HEX mm	HEX1 mm	L mm	L1 mm	L2 mm	D mm	B mm	G mm	Version	Part Number
G 1/2	27		60	12						1900SFIW21MXC
G 3/4	30		62	12						1900SFIW26MXC







Plugs – with valve

Series 1900SB

Connection A	HEX mm	HEX1 mm	L mm	L1 mm	L2 mm	D mm	B mm	G mm	Version	Part Number
G 1/2	27		60	12						1900SBIW21MPC
G 3/4	30		62	12						1900SBIW26MPC



Cross-Reference-List

Connection	Thread	Rectus Part Number old	Tema Part Number old	Part Number new	Page
  Couplings – with valve					
Female Thread	G 1/2		1900 NB	1900KBIW21MPN	161
	G 3/4		1900 NC	1900KBIW26MPN	161
 Plugs – without valve					
Female Thread	G 1/2		19420 M	1900SFIW21MXC	161
	G 3/4		19430 M	1900SFIW26MXC	161
 Plugs – with valve					
Female Thread	G 1/2		19420 MN	1900SBIW21MPC	161
	G 3/4		19430 MN	1900SBIW26MPC	161

**Technical Description**

Robust coupling system in steel, which is particularly suited to use in the construction industry and mining. Coupling system with single-hand operation. UltraFlo valve for optimum flow and low pressure drop.

Working Temperature*

-20°C up to +100°C (NBR)
depending on the medium.

* For temperatures below -20°C and over +100°C and depending on the medium, other seal variants (FKM, EPDM, FFKM) are available.

**Working Pressure****

35 bar

** maximum static working pressure with safety factor 4 to 1.

Material

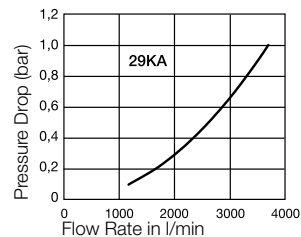
Coupling: Steel zinc plated

Plug: Steel zinc plated

Seals: NBR

Interchangeability

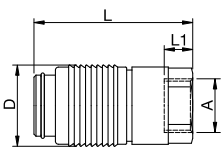
- Rectus Design

Flow diagrams**Air**



Couplings – with valve

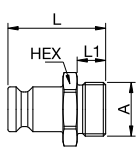
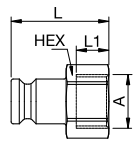
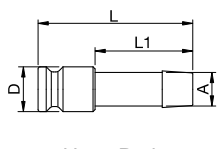
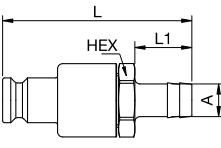
Series 29KA

	Connection A	HEX mm	HEX1 mm	L mm	L1 mm	L2 mm	D mm	B mm	G mm	Version	Part Number
 <p>Female Thread</p>	G 1/2			78	13		40				29KAIW21SPZ
	G 3/4			78	16		40				29KAIW26SPZ



Plugs – without valve

Series 29KA

	Connection A	HEX mm	HEX1 mm	L mm	L1 mm	L2 mm	D mm	B mm	G mm	Version	Part Number
 <p>Male Thread</p>	G 1/2	24		48	13						29SFAW21SPZ
	G 3/4	32		48	14						29SFAW26SPZ
 <p>Female Thread</p>	G 1/2	27		44	12						29SFIW21SPZ
	G 3/4	32		48	16						29SFIW26SPZ
 <p>Hose Barb</p>	13 mm			76	49		22				29SFTF13SPZ
	19 mm			76	49		22				29SFTF19SPZ
 <p>Recoil Eliminator, with Hose Barb</p>	13 mm	32		93	28						29SRTF13SPZ
	19 mm	32		101	36						29SRTF19SPZ

**Technical Description**

Compact industrial coupling system in brass for use with numerous gaseous and liquid media. UltraFlo valve for optimum flow and low pressure drop.

Working Temperature*

-20°C up to +100°C (NBR) depending on the medium.

* For temperatures below -20°C and over +100°C and depending on the medium, other seal variants (FKM, EPDM, FFKM) are available.

**Working Pressure****

35 bar

** maximum static working pressure with safety factor 4 to 1.

35 bar

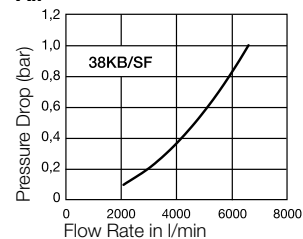
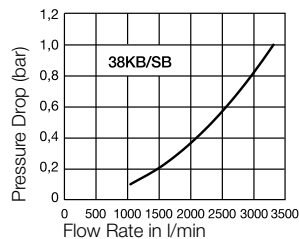
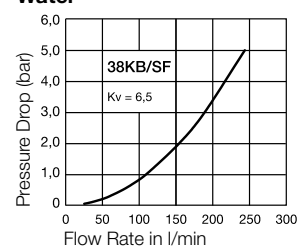
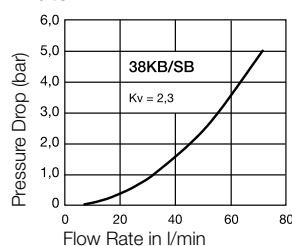
Material

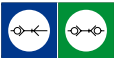
Coupling: Brass
Plug: Brass
Seals: NBR

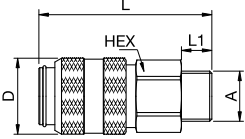
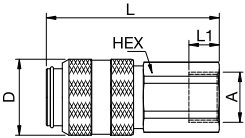
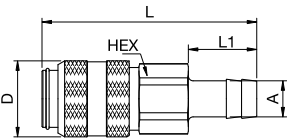
Coupling: Brass
Plug: Brass
Seals: NBR

Interchangeability

- Hansen 6000

Flow diagrams**Air****Air****Water****Water**

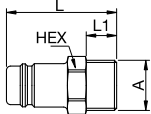
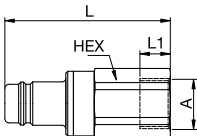
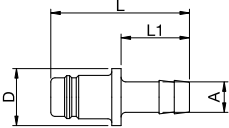


	Connection A	HEX mm	HEX1 mm	L mm	L1 mm	L2 mm	D mm	B mm	G mm	Version	Part Number
 <p>Male Thread</p>	G 1/2	34		89	12		40			blank	38KBAW21MPX
	G 1/2	34		89	12		40			nickel plated	38KBAW21MPN
	G 3/4	34		91	16		40			blank	38KBAW26MPX
	G 3/4	34		91	16		40			nickel plated	38KBAW26MPN
	G 1	41		91	19		40			blank	38KBAW33MPX
	G 1	41		91	19		40			nickel plated	38KBAW33MPN
 <p>Female Thread</p>	G 1/2	34		95	20		40			blank	38KBIW21MPX
	G 1/2	34		95	20		40			nickel plated	38KBIW21MPN
	G 3/4	34		91	14		40			blank	38KBIW26MPX
	G 3/4	34		91	14		40			nickel plated	38KBIW26MPN
	G 1	41		92	20		40			blank	38KBIW33MPX
	G 1	41		92	20		40			nickel plated	38KBIW33MPN
 <p>Hose Barb</p>	13 mm	34		105	28		40			blank	38KBTF13MPX
	13 mm	34		105	28		40			nickel plated	38KBTF13MPN
	16 mm	34		113	36		40			blank	38KBTF16MPX
	16 mm	34		113	36		40			nickel plated	38KBTF16MPN
	19 mm	34		113	36		40			blank	38KBTF19MPX
	19 mm	34		113	36		40			nickel plated	38KBTF19MPN
	25 mm	34		109	36		40			blank	38KBTF25MPX
	25 mm	34		109	36		40			nickel plated	38KBTF25MPN

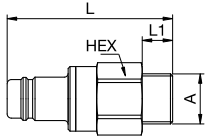
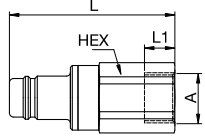
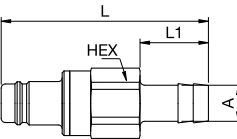


Plugs – without valve

Series 38SF

	Connection A	HEX mm	HEX1 mm	L mm	L1 mm	L2 mm	D mm	B mm	G mm	Version	Part Number
 <p>Male Thread</p>	G 1/2	24		54	12					blank	38SFAW21MXX
	G 1/2	24		54	12					nickel plated	38SFAW21MXN
	G 3/4	27		58	16					blank	38SFAW26MXX
	G 3/4	27		58	16					nickel plated	38SFAW26MXN
	G 1	36		63	19					blank	38SFAW33MXX
	G 1	36		63	19					nickel plated	38SFAW33MXN
 <p>Female Thread</p>	G 1/2	24		49	12					blank	38SFIW21MXX
	G 1/2	24		49	12					nickel plated	38SFIW21MXN
	G 3/4	30		54	18					blank	38SFIW26MXX
	G 3/4	30		54	18					nickel plated	38SFIW26MXN
	G 1	41		61	24					blank	38SFIW33MXX
	G 1	41		61	24					nickel plated	38SFIW33MXN
 <p>Hose Barb</p>	13 mm			65	28		30			blank	38SFTF13MXX
	13 mm			65	28		30			nickel plated	38SFTF13MXN
	16 mm			73	36		30			blank	38SFTF16MXX
	16 mm			73	36		30			nickel plated	38SFTF16MXN
	19 mm			73	36		30			blank	38SFTF19MXX
	19 mm			73	36		30			nickel plated	38SFTF19MXN
	25 mm			76	36		30			blank	38SFTF25MXX
	25 mm			76	36		30			nickel plated	38SFTF25MXN



	Connection A	HEX mm	HEX1 mm	L mm	L1 mm	L2 mm	D mm	B mm	G mm	Version	Part Number
 <p>Male Thread</p>	G 1/2	34		85	12					blank	38SBAW21MPX
	G 1/2	34		85	12					nickel plated	38SBAW21MPN
	G 3/4	34		87	16					blank	38SBAW26MPX
	G 3/4	34		87	16					nickel plated	38SBAW26MPN
	G 1	41		87	19					blank	38SBAW33MPX
	G 1	41		87	19					nickel plated	38SBAW33MPN
 <p>Female Thread</p>	G 1/2	34		87	16					blank	38SBIW21MPX
	G 1/2	34		87	16					nickel plated	38SBIW21MPN
	G 3/4	34		87	16					blank	38SBIW26MPX
	G 3/4	34		87	16					nickel plated	38SBIW26MPN
	G 1	41		88	26					blank	38SBIW33MPX
	G 1	41		88	26					nickel plated	38SBIW33MPN
 <p>Hose Barb</p>	13 mm	34		103	28					blank	38SBTF13MPX
	13 mm	34		103	28					nickel plated	38SBTF13MPN
	16 mm	34		109	36					blank	38SBTF16MPX
	16 mm	34		109	36					nickel plated	38SBTF16MPN
	19 mm	34		109	36					blank	38SBTF19MPX
	19 mm	34		109	36					nickel plated	38SBTF19MPN
	25 mm	34		105	36					blank	38SBTF25MPX
	25 mm	34		105	36					nickel plated	38SBTF25MPN

**Technical Description**

Compact industrial coupling system in brass for use with numerous gaseous and liquid media. UltraFlo valve for optimum flow and low pressure drop.

Working Temperature*

-20°C up to +100°C (NBR) depending on the medium.

* For temperatures below -20°C and over +100°C and depending on the medium, other seal variants (FKM, EPDM, FFKM) are available.

**Working Pressure****

35 bar

** maximum static working pressure with safety factor 4 to 1.



35 bar



8 bar

Features

- Minimal, almost imperceptible leakage when uncoupling
- No air locked into the system during the coupling process

Material

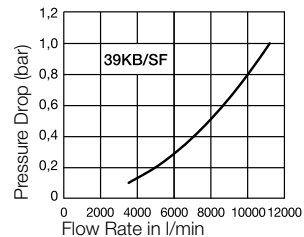
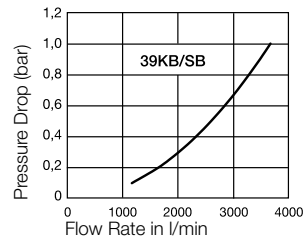
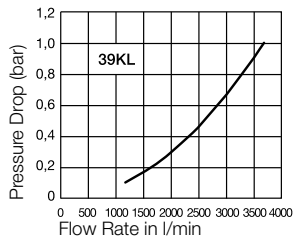
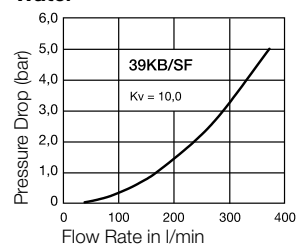
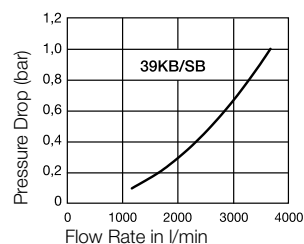
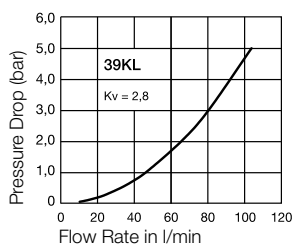
Coupling: Brass
Plug: Brass
Seals: NBR

Coupling: Brass
Plug: Brass
Seals: NBR

Coupling: Brass
Plug: Brass
Seals: NBR

Interchangeability

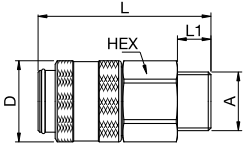
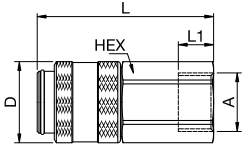
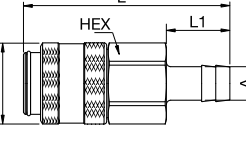
- Hansen 7000

Flow diagrams**Air****Air****Air****Water****Water****Water**



Couplings – with valve

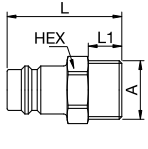
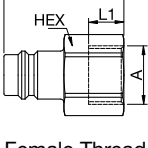
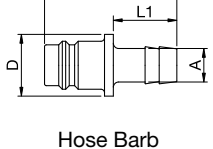
Series 39KB

	Connection A	HEX mm	HEX1 mm	L mm	L1 mm	L2 mm	D mm	B mm	G mm	Version	Part Number	
 <p>Male Thread</p>	G 3/4	41		95	16		46			blank	39KBAW26MPX	
	G 3/4	41		95	16		46			nickel plated	39KBAW26MPN	
	G 1	41		98	19		46			blank	39KBAW33MPX	
	G 1	41		98	19		46			nickel plated	39KBAW33MPN	
	G 1 1/4	46		98	19		46			blank	39KBAW42MPX	
	G 1 1/4	46		98	19		46			nickel plated	39KBAW42MPN	
 <p>Female Thread</p>	G 3/4	41		99	20		46			blank	39KBIW26MPX	
	G 3/4	41		99	20		46			nickel plated	39KBIW26MPN	
	G 1	41		100	20		46			blank	39KBIW33MPX	
	G 1	41		100	20		46			nickel plated	39KBIW33MPN	
	G 1 1/4	50		105	22		46			blank	39KBIW42MPX	
	G 1 1/4	50		105	22		46			nickel plated	39KBIW42MPN	
 <p>Hose Barb</p>	19 mm	41		115	36		46			blank	39KBTf19MPX	
	19 mm	41		115	36		46			nickel plated	39KBTf19MPN	
	25 mm	41		125	48		46			blank	39KBTf25MPX	
	25 mm	41		125	48		46			nickel plated	39KBTf25MPN	



Plugs – without valve

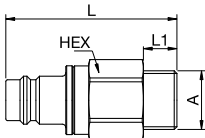
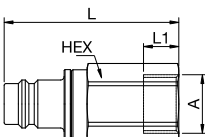
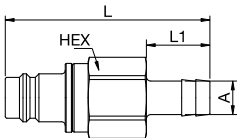
Series 39SF

	Connection A	HEX mm	HEX1 mm	L mm	L1 mm	L2 mm	D mm	B mm	G mm	Version	Part Number	
 <p>Male Thread</p>	G 3/4	30		60	16					blank	39SFAW26MXX	
	G 3/4	30		60	16					nickel plated	39SFAW26MXN	
	G 1	34		65	19					blank	39SFAW33MXX	
	G 1	34		65	19					nickel plated	39SFAW33MXN	
	G 1 1/4	46		68	19					blank	39SFAW42MXX	
	G 1 1/4	46		68	19					nickel plated	39SFAW42MXN	
 <p>Female Thread</p>	G 3/4	32		58	16					blank	39SFIW26MXX	
	G 3/4	32		58	16					nickel plated	39SFIW26MXN	
	G 1	41		68	24					blank	39SFIW33MXX	
	G 1	41		68	24					nickel plated	39SFIW33MXN	
	G 1 1/4	50		70	26					blank	39SFIW42MXX	
	G 1 1/4	50		70	26					nickel plated	39SFIW42MXN	
 <p>Hose Barb</p>	19 mm			75	36		35			blank	39SFTF19MXX	
	19 mm			75	36		35			nickel plated	39SFTF19MXN	
	25 mm			87	48		35			blank	39SFTF25MXX	
	25 mm			87	48		35			nickel plated	39SFTF25MXN	



Plugs – with valve

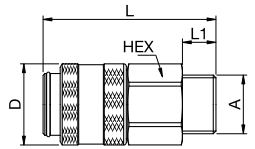
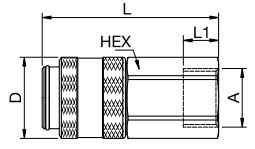
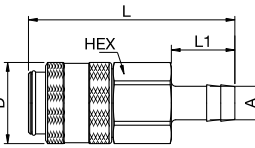
Series 39SB

	Connection A	HEX mm	HEX1 mm	L mm	L1 mm	L2 mm	D mm	B mm	G mm	Version	Part Number
 <p>Male Thread</p>	G 3/4	41		92	16					blank	39SBAW26MPX
	G 3/4	41		92	16					nickel plated	39SBAW26MPN
	G 1	41		95	19					blank	39SBAW33MPX
	G 1	41		95	19					nickel plated	39SBAW33MPN
	G 1 1/4	46		95	19					blank	39SBAW42MPX
	G 1 1/4	46		95	19					nickel plated	39SBAW42MPN
 <p>Female Thread</p>	G 3/4	41		96	19					blank	39SBIW26MPX
	G 3/4	41		96	19					nickel plated	39SBIW26MPN
	G 1	41		97	24					blank	39SBIW33MPX
	G 1	41		97	24					nickel plated	39SBIW33MPN
	G 1 1/4	50		102	26					blank	39SBIW42MPX
	G 1 1/4	50		102	26					nickel plated	39SBIW42MPN
 <p>Hose Barb</p>	19 mm	41		114	36					blank	39SBTF19MPX
	19 mm	41		114	36					nickel plated	39SBTF19MPN
	25 mm	41		124	48					blank	39SBTF25MPX
	25 mm	41		124	48					nickel plated	39SBTF25MPN



Couplings – flat-sealing

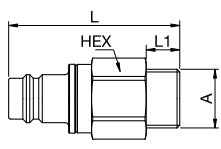
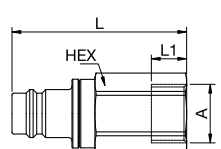
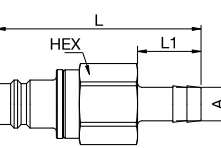
Series 39KL

	Connection A	HEX mm	HEX1 mm	L mm	L1 mm	L2 mm	D mm	B mm	G mm	Version	Part Number	
 <p>Male Thread</p>	G 3/4	41		95	16		46			blank	39KLAW26MPX	
	G 3/4	41		95	16		46			nickel plated	39KLAW26MPN	
	G 1	41		98	19		46			blank	39KLAW33MPX	
	G 1	41		98	19		46			nickel plated	39KLAW33MPN	
	G 1 1/4	41		98	19		46			blank	39KLAW42MPX	
	G 1 1/4	41		98	19		46			nickel plated	39KLAW42MPN	
 <p>Female Thread</p>	G 3/4	41		99	20		46			blank	39KLIW26MPX	
	G 3/4	41		99	20		46			nickel plated	39KLIW26MPN	
	G 1	41		100	20		46			blank	39KLIW33MPX	
	G 1	41		100	20		46			nickel plated	39KLIW33MPN	
	G 1 1/4	50		105	22		46			blank	39KLIW42MPX	
	G 1 1/4	50		105	22		46			nickel plated	39KLIW42MPN	
 <p>Hose Barb</p>	19 mm	41		115	36		46			blank	39KLTF19MPX	
	19 mm	41		115	36		46			nickel plated	39KLTF19MPN	
	25 mm	41		125	48		46			blank	39KLTF25MPX	
	25 mm	41		125	48		46			nickel plated	39KLTF25MPN	



Plugs – flat-sealing

Series 39KL

	Connection A	HEX mm	HEX1 mm	L mm	L1 mm	L2 mm	D mm	B mm	G mm	Version	Part Number	
 <p>Male Thread</p>	G 3/4	41		92	16					blank	39SLAW26MPX	
	G 3/4	41		92	16					nickel plated	39SLAW26MPN	
	G 1	41		95	19					blank	39SLAW33MPX	
	G 1	41		95	19					nickel plated	39SLAW33MPN	
	G 1 1/4	41		95	19					blank	39SLAW42MPX	
	G 1 1/4	41		95	19					nickel plated	39SLAW42MPN	
 <p>Female Thread</p>	G 3/4	41		96	16					blank	39SLIW26MPX	
	G 3/4	41		96	16					nickel plated	39SLIW26MPN	
	G 1	41		97	24					blank	39SLIW33MPX	
	G 1	41		97	24					nickel plated	39SLIW33MPN	
	G 1 1/4	50		102	26					blank	39SLIW42MPX	
	G 1 1/4	50		102	26					nickel plated	39SLIW42MPN	
 <p>Hose Barb</p>	19 mm	41		114	36					blank	39SLTF19MPX	
	19 mm	41		114	36					nickel plated	39SLTF19MPN	
	25 mm	41		124	48					blank	39SLTF25MPX	
	25 mm	41		124	48					nickel plated	39SLTF25MPN	

**Technical Description**

Coupling series in sizes 1/8" to 1" with plug profile compliant with ISO 7241-1 series B. Particularly suited to use with liquid media.

Coupling system with two-hand operation, i.e. both hands are required when coupling/uncoupling. The coupling series stands out for its high flow rates against a low pressure drop.

Working Temperature*

-20°C up to +100°C (NBR) depending on the medium.

* For temperatures below -20°C and over +100°C and depending on the medium, other seal variants (FKM, EPDM, FFKM) are available.

**Working Pressure****

see chart

** maximum static working pressure with safety factor 4 to 1.

Material

Coupling: Brass

Plug: Brass

Seals: NBR

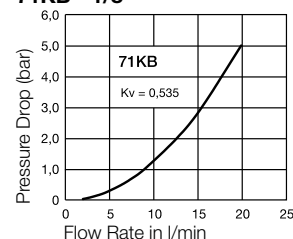
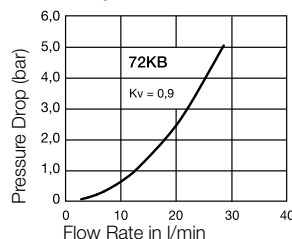
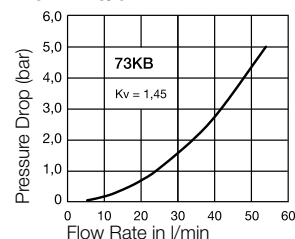
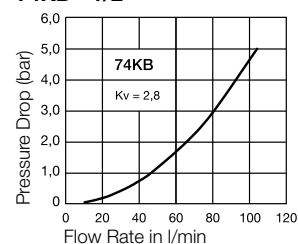
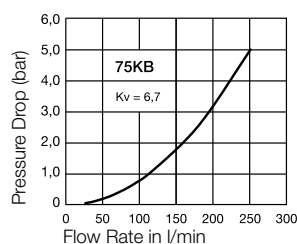
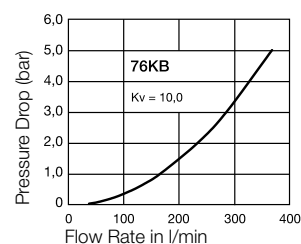
Interchangeability

• ISO 7241-1 Series B

Other designs in series 70

The following other designs can be found from page:

- ▶ Stainless Steel P. 224
- ▶ Thermoplastic P. 246

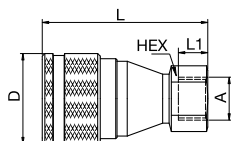
Flow diagrams Water**71KB - 1/8"****72KB - 1/4"****73KB - 3/8"****74KB - 1/2"****75KB - 3/4"****76KB - 1"**



Couplings – with valve

Series 70KB

Size	Connection A	HEX mm	HEX1 mm	L mm	L1 mm	D mm	Version	Working Pressure max. / bar	Part Number
1/8"	G 1/8	14		48,5	7	25	blank	250	71KBIW10MPX
1/8"	G 1/8	14		48,5	7	25	nickel plated	250	71KBIW10MPN
1/4"	G 1/4	19		57,5	10	25	blank	200	72KBIW13MPX
1/4"	G 1/4	19		57,5	10	25	nickel plated	200	72KBIW13MPN
3/8"	G 3/8	22		64	11,5	35	blank	200	73KBIW17MPX
3/8"	G 3/8	22		64	11,5	35	nickel plated	200	73KBIW17MPN
1/2"	G 1/2	27		76	16	44,5	blank	150	74KBIW21MPX
1/2"	G 1/2	27		76	16	44,5	nickel plated	150	74KBIW21MPN
3/4"	G 3/4	34		96	24	55	blank	100	75KBIW26MPX
3/4"	G 3/4	34		96	24	55	nickel plated	100	75KBIW26MPN
1"	G 1	41		105,5	24	62	blank	100	76KBIW33MPX
1"	G 1	41		105,5	24	62	nickel plated	100	76KBIW33MPN



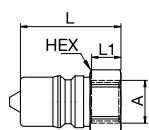
Female Thread



Plugs – with valve

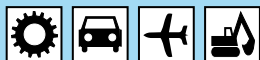
Series 70KB

Size	Connection A	HEX mm	HEX1 mm	L mm	L1 mm	D mm	Version	Working Pressure max. / bar	Part Number
1/8"	G 1/8	14		29,5	7		blank	250	71SBIW10MPX
1/8"	G 1/8	14		29,5	7		nickel plated	250	71SBIW10MPN
1/4"	G 1/4	19		35	10		blank	200	72SBIW13MPX
1/4"	G 1/4	19		35	10		nickel plated	200	72SBIW13MPN
3/8"	G 3/8	22		39	11,5		blank	200	73SBIW17MPX
3/8"	G 3/8	22		39	11,5		nickel plated	200	73SBIW17MPN
1/2"	G 1/2	27		48	16		blank	150	74SBIW21MPX
1/2"	G 1/2	27		48	16		nickel plated	150	74SBIW21MPN
3/4"	G 3/4	36		60	24		blank	100	75SBIW26MPX
3/4"	G 3/4	36		60	24		nickel plated	100	75SBIW26MPN
1"	G 1	41		65	24		blank	100	76SBIW33MPX
1"	G 1	41		65	24		nickel plated	100	76SBIW33MPN



Female Thread

Nominal Diameter

22 = 380 mm²

Tema Series

2100**Technical Description**

Series 2100 is used mainly in the area of compressed air. The system is particularly suited to large pneumatic plants and compressed air tools with a very high flow. This series has a special safety function, which requires a turn and push/pull movement during connection and disconnection. It also has an automatic pressure release function, which facilitates easy handling. A coupling system with very high flow rates, robust design, high corrosion resistance and a safety function.

Dust Protections  (P. 319)
for Coupling Part.-No. 10026
for Plug Part.-No. 5026-QC

Working Temperature*
-20°C up to +100°C (NBR)
depending on the medium.

* For temperatures below -20°C and over +100°C and depending on the medium, other seal variants (FKM, EPDM, FFKM) are available.

**Working Pressure****

20 bar

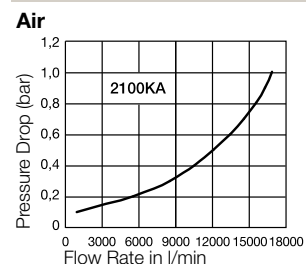
** maximum static working pressure with safety factor 4 to 1.

Material

Coupling: Brass / Steel hardened, zinc plated and passivated
Plug: Steel hardened, zinc plated and passivated
Seals: NBR

Interchangeability

- Tema Design

Flow diagrams



Couplings – with valve

Series 2100KA

	Connection A	HEX mm	HEX1 mm	L mm	L1 mm	L2 mm	D mm	B mm	G mm	Version	Part Number
<p>Female Thread</p>	G 1	41		82	14		48				2100KAIW33MPX





Plugs – without valve

Series 2100KA


	Connection A	HEX mm	HEX1 mm	L mm	L1 mm	L2 mm	D mm	B mm	G mm	Version	Part Number
<p>Male Thread</p>	G 1	36		57	14						2100SFAW33SXZ
<p>Hose Barb</p>	19 mm			74	36						2100SFTF19SXZ
	25 mm			40	36						2100SFTF25SXZ
	32 mm			42	43						2100SFTF32SXZ

Cross-Reference-List

Connection	Thread	Rectus Part Number old	Tema Part Number old	Part Number new	Page
 Couplings – with valve					
Female Thread	G 1		2100	2100KAIW33MPX	177
 Plugs – without valve					
Male Thread	G 1		21210	2100SFAW33SXZ	177
					177
Hose Barb	19 mm		21019-QC	2100SFTF19SXZ	177
	25 mm		21025	2100SFTF25SXZ	177
	32 mm		21032-QC	2100SFTF32SXZ	177

Nominal Diameter

2,7 = 5 mm²



Rectus Series

20

Low Pressure



Other designs in series 20

The following other designs can be found from page:

- Brass / Steel P. 20
- Medical Technology (NP) P. 250

Technical Description

Mini industrial coupling with internationally used profile. Frequent use in medical technology and chemistry/pharmacy.

Coupling system with single-hand operation. High flow despite small dimensions plus many applications with a variety of media.

Working Temperature*

-15°C up to +200°C (FKM) depending on the medium.

* For temperatures below -15°C and over +200°C and depending on the medium, other seal variants (EPDM, FFKM) are available.



Working Pressure**

35 bar

** maximum static working pressure with safety factor 4 to 1.

35 bar

Features

- Low pressure drop

Material

Coupling: AISI 303 / AISI 316 L
Plug: AISI 303 / AISI 316 L
Seals: FKM

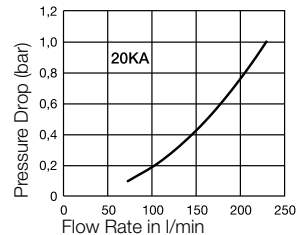
Coupling: AISI 303 / AISI 316 L
Plug: AISI 303 / AISI 316 L
Seals: FKM

Interchangeability

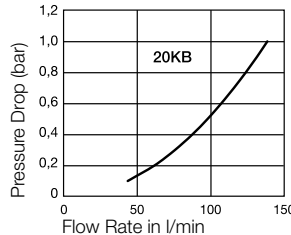
- Walther 06-003

Flow diagrams

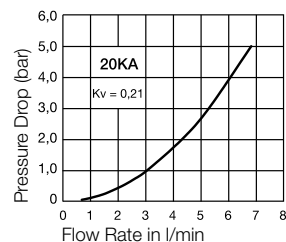
Air



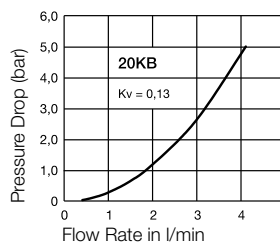
Air



Water



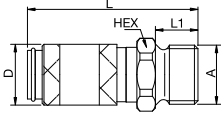
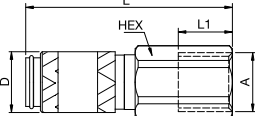
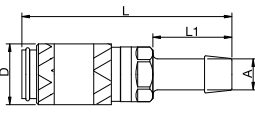
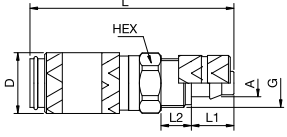
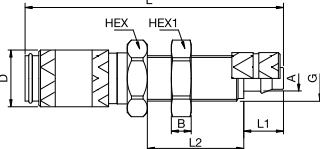
Water





Couplings – with valve

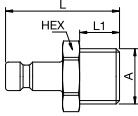
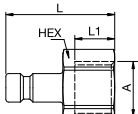
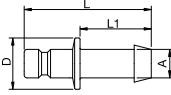
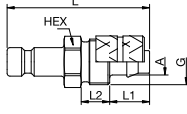
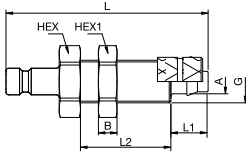
Series 20KA

	Connection A	HEX mm	HEX1 mm	L mm	L1 mm	L2 mm	D mm	B mm	G mm	Version	Part Number
 <p>Male Thread</p>	M 5	9		26	5		10			AISI 303	20KAAM05RVX
	M 5	9		26	5		10			AISI 316 L	20KAAM05EVX
	G 1/8	11		28	7		10			AISI 303	20KAAW10RVX
	G 1/8	11		28	7		10			AISI 316 L	20KAAW10EVX
 <p>Female Thread</p>	M 5	9		25	5		10			AISI 303	20KAIM05RVX
	M 5	9		25	5		10			AISI 316 L	20KAIM05EVX
	G 1/8	12		28	7		10			AISI 303	20KAIW10RVX
	G 1/8	12		28	7		10			AISI 316 L	20KAIW10EVX
 <p>Hose Barb</p>	3 mm			35	13		10			AISI 303	20KATF03RVX
	4 mm			35	13		10			AISI 303	20KATF04RVX
	4 mm			35	13		10			AISI 316 L	20KATF04EVX
	5 mm			35	13		10			AISI 303	20KATF05RVX
 <p>with Plastic Hose Connection</p>	3 x 4 mm	9		34	7	5	10		M 7 x 0,5	AISI 303	20KAKO04RVX
	3 x 4 mm	9		34	7	5	10		M 7 x 0,5	AISI 316 L	20KAKO04EVX
	3 x 5 mm	9		34	7	5	10		M 7 x 0,5	AISI 303	20KAKO05RVX
	3 x 5 mm	9		34	7	5	10		M 7 x 0,5	AISI 316 L	20KAKO05EVX
	4 x 6 mm	9		34	7	5	10		M 8 x 0,5	AISI 303	20KAKO06RVX
	4 x 6 mm	9		34	7	5	10		M 8 x 0,5	AISI 316 L	20KAKO06EVX
 <p>Panel Mount with Plastic Hose Connection</p>	3 x 4 mm	12	11	45	7	17	10	3	M 7 x 0,5	AISI 303	20KAKS04RVX
	3 x 5 mm	12	11	45	7	17	10	3	M 7 x 0,5	AISI 303	20KAKS05RVX
	4 x 6 mm	12	11	45	7	17	10	3	M 8 x 0,5	AISI 303	20KAKS06RVX

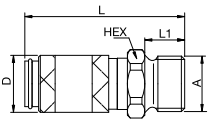
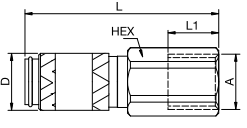
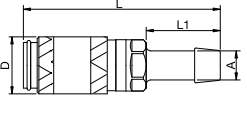
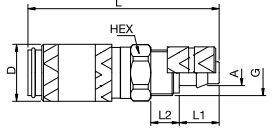
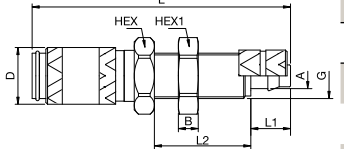


Plugs – without valve

Series 20KA

	Connection A	HEX mm	HEX1 mm	L mm	L1 mm	L2 mm	D mm	B mm	G mm	Version	Part Number
 <p>Male Thread</p>	M 5	7		18	5					AISI 303	20SFAM05RXX
	M 5	7		18	5					AISI 316 L	20SFAM05EXX
	G 1/8	11		20	7					AISI 303	20SFAW10RXX
	G 1/8	11		20	7					AISI 316 L	20SFAW10EXX
 <p>Female Thread</p>	M 5	7		17	5					AISI 303	20SFIM05RXX
	M 5	7		17	5					AISI 316 L	20SFIM05EXX
	G 1/8	12		19	7					AISI 303	20SFIW10RXX
	G 1/8	12		19	7					AISI 316 L	20SFIW10EXX
 <p>Hose Barb</p>	3 mm			24	13		7			AISI 303	20SFTF03RXX
	3 mm			24	13		7			AISI 316 L	20SFTF03EXX
	4 mm			24	13		7			AISI 303	20SFTF04RXX
	4 mm			24	13		7			AISI 316 L	20SFTF04EXX
	5 mm			22	13		9			AISI 303	20SFTF05RXX
	5 mm			22	13		9			AISI 316 L	20SFTF05EXX
 <p>with Plastic Hose Connection</p>	3 x 4 mm	8		25	7	5			M 7 x 0,5	AISI 303	20SFKO04RXX
	3 x 4 mm	8		25	7	5			M 7 x 0,5	AISI 316 L	20SFKO04EXX
	3 x 5 mm	8		25	7	5			M 7 x 0,5	AISI 303	20SFKO05RXX
	3 x 5 mm	8		25	7	5			M 7 x 0,5	AISI 316 L	20SFKO05EXX
	4 x 6 mm	8		25	7	5			M 8 x 0,5	AISI 303	20SFKO06RXX
	4 x 6 mm	8		25	7	5			M 8 x 0,5	AISI 316 L	20SFKO06EXX
 <p>Panel Mount with Plastic Hose Connection</p>	4 x 6 mm	12	12	38	7	17		3	M 8 x 0,5	AISI 303	20SFKS06RXX

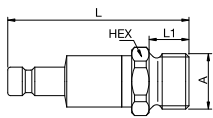
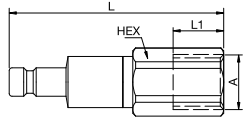
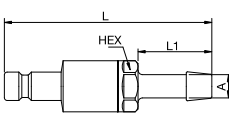
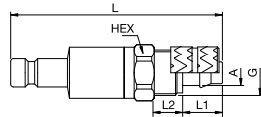
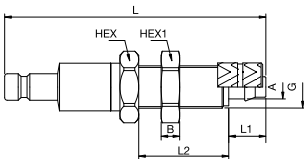


	Connection A	HEX mm	HEX1 mm	L mm	L1 mm	L2 mm	D mm	B mm	G mm	Version	Part Number
 <p>Male Thread</p>	M 5	9		26	5		10			AISI 303	20KBAM05RVX
	M 5	9		26	5		10			AISI 316 L	20KBAM05EVX
	G 1/8	11		28	7		10			AISI 303	20KBAW10RVX
	G 1/8	11		28	7		10			AISI 316 L	20KBAW10EVX
 <p>Female Thread</p>	M 5	9		25	5		10			AISI 303	20KBIM05RVX
	M 5	9		25	5		10			AISI 316 L	20KBIM05EVX
	G 1/8	12		28	7		10			AISI 303	20KBIW10RVX
	G 1/8	12		28	7		10			AISI 316 L	20KBIW10EVX
 <p>Hose Barb</p>	3 mm			35	13		10			AISI 303	20KBTF03RVX
	4 mm			35	13		10			AISI 303	20KBTF04RVX
	4 mm			35	13		10			AISI 316 L	20KBTF04EVX
	5 mm			35	13		10			AISI 303	20KBTF05RVX
 <p>with Plastic Hose Connection</p>	3 x 4 mm	9		34	7	5	10		M 7 x 0,5	AISI 303	20KBKO04RVX
	3 x 4 mm	9		34	7	5	10		M 7 x 0,5	AISI 316 L	20KBKO04EVX
	3 x 5 mm	9		34	7	5	10		M 7 x 0,5	AISI 303	20KBKO05RVX
	3 x 5 mm	9		34	7	5	10		M 7 x 0,5	AISI 316 L	20KBKO05EVX
	4 x 6 mm	9		34	7	5	10		M 8 x 0,5	AISI 303	20KBKO06RVX
	4 x 6 mm	9		34	7	5	10		M 8 x 0,5	AISI 316 L	20KBKO06EVX
 <p>Panel Mount with Plastic Hose Connection</p>	3 x 4 mm	12	11	45	7	17	10	3	M 7 x 0,5	AISI 303	20KBKS04RVX
	3 x 5 mm	12	11	45	7	17	10	3	M 7 x 0,5	AISI 303	20KBKS05RVX
	4 x 6 mm	12	12	45	7	17	10	3,5	M 8 x 0,5	AISI 303	20KBKS06RVX



Plugs – with valve

Series 20KB

	Connection A	HEX mm	HEX1 mm	L mm	L1 mm	L2 mm	D mm	B mm	G mm	Version	Part Number
 <p>Male Thread</p>	M 5	9		28	5					AISI 303	20SBAM05RVX
	M 5	9		28	5					AISI 316 L	20SBAM05EVX
	G 1/8	11		30	7					AISI 303	20SBAW10RVX
	G 1/8	11		30	7					AISI 316 L	20SBAW10EVX
 <p>Female Thread</p>	M 5	9		27	5					AISI 303	20SBIM05RVX
	M 5	9		27	5					AISI 316 L	20SBIM05EVX
	G 1/8	12		30	7					AISI 303	20SBIW10RVX
	G 1/8	12		30	7					AISI 316 L	20SBIW10EVX
 <p>Hose Barb</p>	3 mm	8		37	13					AISI 303	20SBTF03RVX
	4 mm	8		37	13					AISI 303	20SBTF04RVX
	4 mm	8		37	13					AISI 316 L	20SBTF04EVX
	5 mm	8		37	13					AISI 303	20SBTF05RVX
 <p>with Plastic Hose Connection</p>	3 x 4 mm	9		36	7	5			M 7 x 0,5	AISI 303	20SBKO04RVX
	3 x 4 mm	9		36	7	5			M 7 x 0,5	AISI 316 L	20SBKO04EVX
	3 x 5 mm	9		36	7	5			M 7 x 0,5	AISI 303	20SBKO05RVX
	3 x 5 mm	9		36	7	5			M 7 x 0,5	AISI 316 L	20SBKO05EVX
	4 x 6 mm	9		36	7	5			M 8 x 0,5	AISI 303	20SBKO06RVX
	4 x 6 mm	9		36	7	5			M 8 x 0,5	AISI 316 L	20SBKO06EVX
 <p>Panel Mount with Plastic Hose Connection</p>	3 x 4 mm	12	11	47	7	17		3	M 7 x 0,5	AISI 303	20SBKS04RVX
	3 x 5 mm	12	11	47	7	17		3	M 7 x 0,5	AISI 303	20SBKS05RVX
	4 x 6 mm	12	12	47	7	17		3,5	M 8 x 0,5	AISI 303	20SBKS06RVX

Nominal Diameter

3 = 7 mm²

Rectus Series

303

Low Pressure

**Technical Description**

Mini industrial coupling with plug profile according to ISO 6150 C. Popular profile in analytical and medical technology. Above average flow rate performance for liquid and gaseous media.

Working Temperature*

-15°C up to +200°C (FKM)
depending on the medium.

* For temperatures below -15°C and over +200°C and depending on the medium, other seal variants (EPDM, FFKM) are available.

**Working Pressure****

35 bar

** maximum static working pressure with safety factor 4 to 1.

Material

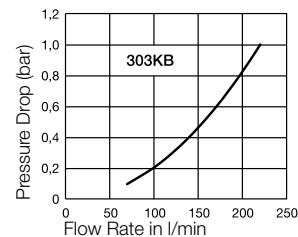
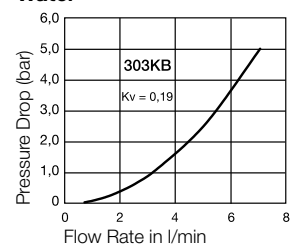
Coupling: AISI 316L

Plug: AISI 316L

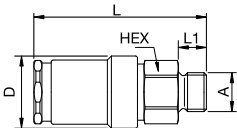
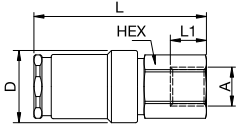
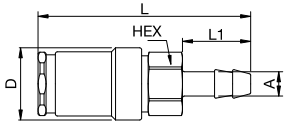
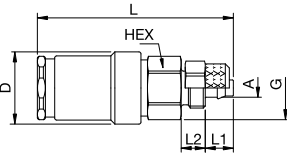
Seals: FKM

Interchangeability

- ISO 6150 C

Flow diagrams**Air****Water**

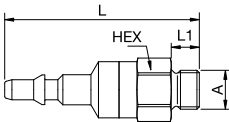
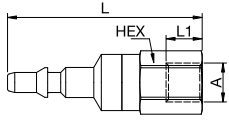
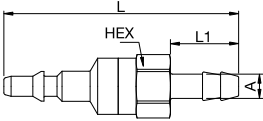
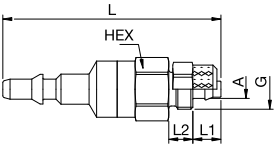


	Connection A	HEX mm	HEX1 mm	L mm	L1 mm	L2 mm	D mm	B mm	G mm	Version	Part Number
 <p>Male Thread</p>	G 1/8	14		43	7		18				303KBAW10EVX
	G 1/4	17		45	9		18				303KBAW13EVX
 <p>Female Thread</p>	G 1/8	14		43	9		18				303KBIW10EVX
	G 1/4	17		45	9		18				303KBIW13EVX
 <p>Hose Barb</p>	4 mm	14		53	17		18				303KBTF04EVX
	6 mm	14		53	17		18				303KBTF06EVX
 <p>with Plastic Hose Connection</p>	4 x 6 mm	14	12	49	7	6	18		M 10 x 1		303KBKO06EVX
	6 x 8 mm	14	14	49	7	6	18		M 12 x 1		303KBKO08EVX



Plugs – with valve

Series 303KB

	Connection A	HEX mm	HEX1 mm	L mm	L1 mm	L2 mm	D mm	B mm	G mm	Version	Part Number
 <p>Male Thread</p>	G 1/8	14		48,5	7						303SBAW10EVX
	G 1/4	17		50,5	9						303SBAW13EVX
 <p>Female Thread</p>	G 1/8	14		48,5	9						303SBIW10EVX
	G 1/4	17		50,5	9						303SBIW13EVX
 <p>Hose Barb</p>	4 mm	14		58,5	17						303SBTF04EVX
	6 mm	14		58,5	17						303SBTF06EVX
 <p>with Plastic Hose Connection</p>	4 x 6 mm	14	12	54,5	7	6			M 10 x 1		303SBKO06EVX
	6 x 8 mm	14	14	54,5	7	6			M 12 x 1		303SBKO08EVX

Nominal Diameter

4 = 12,5 mm²

Rectus Series

204**Other designs in series 204**

The following other designs can be found from page:

► Brass / Steel

P. 26

Technical Description

Leak-free coupling system for applications in sensitive environments, for example in analysis technology, in cooling systems, in transport systems and many applications with aggressive media.

Coupling system with single-hand operation, extremely low leakage rates and minimal dead space volume. Absolutely no air pockets when coupling and only a barely noticeable film of the medium being channelled on the valve bodies when uncoupling. Ergonomic sleeve design. Low coupling forces. Valve body protected by collar design.

Working Temperature*

-15°C up to +200°C (FKM) depending on the medium.

* For temperatures below -15°C and over +200°C and depending on the medium, other seal variants (EPDM, FFKM) are available.

**Working Pressure****

15 bar

** maximum static working pressure with safety factor 4 to 1.

Material

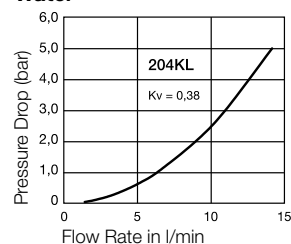
Coupling: AISI 316 L

Plug: AISI 316 L

Seals: FKM

Interchangeability

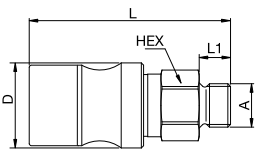
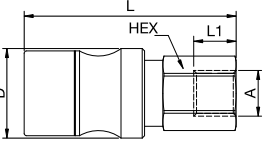
• Rectus Design

Flow diagrams**Water**



Couplings – flat-sealing

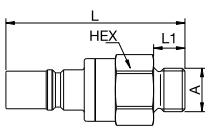
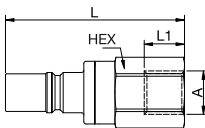
Series 204KL


	Connection A	HEX mm	HEX1 mm	L mm	L1 mm	L2 mm	D mm	B mm	G mm	Version	Part Number
 <p>Male Thread</p>	G 1/8	14		45	7		19				204KLAW10EVX
	G 1/4	17		47	9		19				204KLAW13EVX
 <p>Female Thread</p>	G 1/8	14		45	9		19				204KLIW10EVX
	G 1/4	17		47	9		19				204KLIW13EVX



Plugs – flat-sealing

Series 204KL

	Connection A	HEX mm	HEX1 mm	L mm	L1 mm	L2 mm	D mm	B mm	G mm	Version	Part Number
 <p>Male Thread</p>	G 1/8	14		40	7						204SLAW10EVX
	G 1/4	17		42	9						204SLAW13EVX
 <p>Female Thread</p>	G 1/8	14		40	9						204SLIW10EVX
	G 1/4	17		42	9						204SLIW13EVX




Other designs in series 21

The following other designs can be found from page:

- ▶ Brass / Steel P. 30
- ▶ Thermoplastic P. 232
- ▶ Medical Technology (MD) P. 256
- ▶ Safety P. 270
- ▶ Coded Systems P. 298




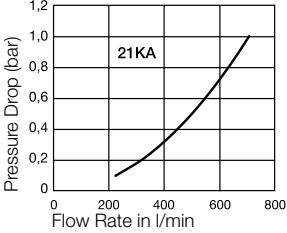
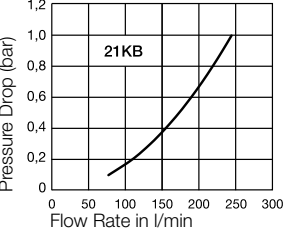
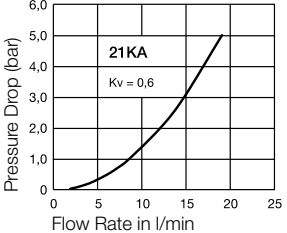
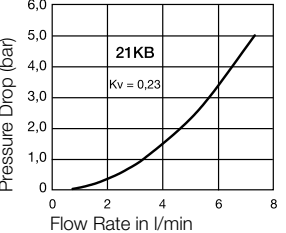
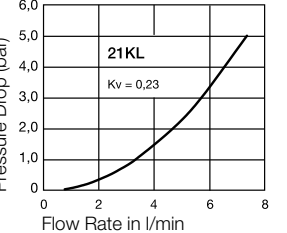
Technical Description

Mini industrial coupling with the world's most popular profile in this nominal diameter. Above average flow performance for liquid and gaseous media. Coupling system with single-hand operation. Small dimensions and large band width in materials and valve variants.

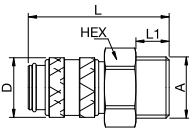
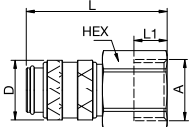
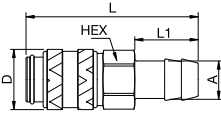
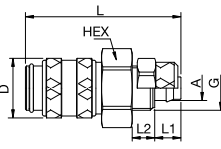
Dust Protections  (P. 319)
for Coupling Part.-No. SK16S

Working Temperature*
-15°C up to +200°C (FKM)
depending on the medium.

* For temperatures below -15°C and over +200°C and depending on the medium, other seal variants (EPDM, FFKM) are available.

 KA Single Shut-Off	 KB Double Shut-Off	 KL Leak-Free
Working Pressure**		
35 bar ** maximum static working pressure with safety factor 4 to 1.	35 bar	8 bar
Features		
<ul style="list-style-type: none"> All variants interchangeable 		<ul style="list-style-type: none"> Minimal, almost imperceptible leakage when uncoupling No air locked into the system during the coupling process
Material		
Coupling: AISI 303 / AISI 316 L Plug: AISI 303 / AISI 316 L Seals: FKM	Coupling: AISI 303 / AISI 316 L Plug: AISI 303 / AISI 316 L Seals: FKM	Coupling: AISI 303 / AISI 316 L Plug: AISI 303 / AISI 316 L Seals: FKM
Interchangeability		
<ul style="list-style-type: none"> Camozzi EWO Kani 		
Flow diagrams		
<p>Air</p> 	<p>Air</p> 	
<p>Water</p> 	<p>Water</p> 	<p>Water</p> 

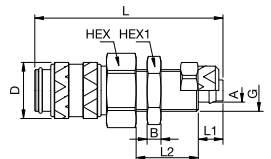
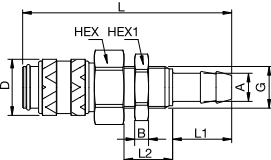


	Connection A	HEX mm	HEX1 mm	L mm	L1 mm	L2 mm	D mm	B mm	G mm	Version	Part Number
 <p>Male Thread</p>	G 1/8	14		36	7		16			AISI 303	21KAAW10RVX
	G 1/8	14		36	7		16			AISI 316 L	21KAAW10EVX
	G 1/4	17		38	9		16			AISI 303	21KAAW13RVX
	G 1/4	17		38	9		16			AISI 316 L	21KAAW13EVX
	G 3/8	19		38	9		16			AISI 303	21KAAW17RVX
	G 3/8	19		38	9		16			AISI 316 L	21KAAW17EVX
	M 12 x 1,5	14		38	9		16			AISI 303	21KAAM12RVX
	M 14 x 1,5	17		39	10		16			AISI 303	21KAAM14RVX
 <p>Female Thread</p>	G 1/8	14		36	9		16			AISI 303	21KAIW10RVX
	G 1/8	14		36	9		16			AISI 316 L	21KAIW10EVX
	G 1/4	17		38	9		16			AISI 303	21KAIW13RVX
	G 1/4	17		38	9		16			AISI 316 L	21KAIW13EVX
	G 3/8	19		38	9		16			AISI 303	21KAIW17RVX
	G 3/8	19		38	9		16			AISI 316 L	21KAIW17EVX
	M 12 x 1,5	17		38	9		16			AISI 303	21KAIM12RVX
	M 14 x 1,5	17		38	9		16			AISI 316 L	21KAIM14RVX
 <p>Hose Barb</p>	4 mm	14		46	17		16			AISI 303	21KATF04RVX
	4 mm	14		46	17		16			AISI 316 L	21KATF04EVX
	6 mm	14		46	17		16			AISI 303	21KATF06RVX
	6 mm	14		46	17		16			AISI 316 L	21KATF06EVX
	8 mm	14		46	17		16			AISI 303	21KATF08RVX
	8 mm	14		46	17		16			AISI 316 L	21KATF08EVX
	9 mm	14		46	17		16			AISI 303	21KATF09RVX
	9 mm	14		46	17		16			AISI 316 L	21KATF09EVX
	10 mm	14		46	17		16			AISI 303	21KATF10RVX
	10 mm	14		46	17		16			AISI 316 L	21KATF10EVX
	6 mm Parker	14		50	20		16			AISI 303	21KATP06RVX
 <p>with Plastic Hose Connection</p>	4 x 6 mm	14		42	7	6	16		M 10 x 1	AISI 303	21KAKO06RVX
	4 x 6 mm	14		42	7	6	16		M 10 x 1	AISI 316 L	21KAKO06EVX
	6 x 8 mm	14		42	7	6	16		M 12 x 1	AISI 303	21KAKO08RVX
	6 x 8 mm	14		42	7	6	16		M 12 x 1	AISI 316 L	21KAKO08EVX



Couplings – with valve

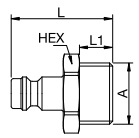
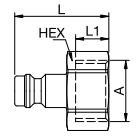
Series 21KA

	Connection A	HEX mm	HEX1 mm	L mm	L1 mm	L2 mm	D mm	B mm	G mm	Version	Part Number
 <p>Panel Mount with Plastic Hose Connection</p>	4 x 6 mm	14	12	54	7	18	16	3	M 10 x 1	AISI 303	21KAKS06RVX
	4 x 6 mm	14	12	54	7	18	16	3	M 10 x 1	AISI 316 L	21KAKS06EVX
	6 x 8 mm	17	17	54	7	18	16	4	M 12 x 1	AISI 303	21KAKS08RVX
 <p>Panel Mount with Hose Barb</p>	6 mm	17	17	60	17	14	16	4	M 12 x 1	AISI 303	21KATS06RVX
	8 mm	17	17	60	17	14	16	4	M 12 x 1	AISI 303	21KATS08RVX

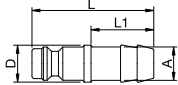
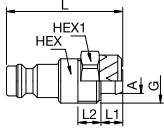
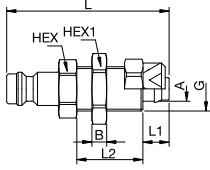


Plugs – without valve

Series 21KA

	Connection A	HEX mm	HEX1 mm	L mm	L1 mm	L2 mm	D mm	B mm	G mm	Version	Part Number
 <p>Male Thread</p>	G 1/8	14		25	7					AISI 303	21SFAW10RXX
	G 1/8	14		25	7					AISI 316 L	21SFAW10EXX
	G 1/4	17		28	9					AISI 303	21SFAW13RXX
	G 1/4	17		28	9					AISI 316 L	21SFAW13EXX
	G 3/8	19		28	9					AISI 303	21SFAW17RXX
	G 3/8	19		28	9					AISI 316 L	21SFAW17EXX
	M 10 x 1	14		25	7					AISI 303	21SFAM10RXX
	M 12 x 1,5	17		28	10					AISI 303	21SFAM12RXX
 <p>Female Thread</p>	M 14 x 1,5	17		28	10					AISI 303	21SFAD14RXX
	G 1/8	14		25	8					AISI 303	21SFIW10RXX
	G 1/8	14		25	8					AISI 316 L	21SFIW10EXX
	G 1/4	17		25	9					AISI 303	21SFIW13RXX
	G 1/4	17		25	9					AISI 316 L	21SFIW13EXX
	G 3/8	19		26	9					AISI 303	21SFIW17RXX
	G 3/8	19		26	9					AISI 316 L	21SFIW17EXX
	M 10 x 1	14		26	9					AISI 303	21SFIM10RXX
M 14 x 1,5	17		27	10					AISI 303	21SFIM14RXX	

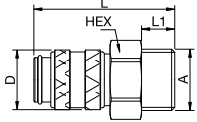
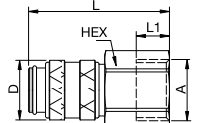
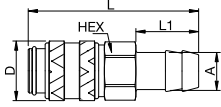
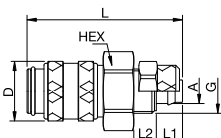
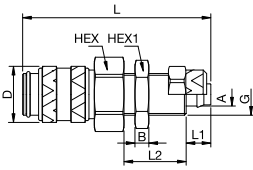
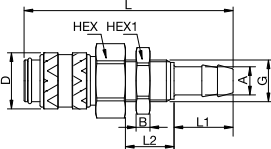


	Connection A	HEX mm	HEX1 mm	L mm	L1 mm	L2 mm	D mm	B mm	G mm	Version	Part Number
 <p>Hose Barb</p>	4 mm			32	17		9			AISI 303	21SFTF04RXX
	5 mm			32	17		9			AISI 303	21SFTF05RXX
	6 mm			32	17		9			AISI 303	21SFTF06RXX
	6 mm			32	17		9			AISI 316 L	21SFTF06EXX
	8 mm			32	17		9			AISI 303	21SFTF08RXX
	8 mm			32	17		9			AISI 316 L	21SFTF08EXX
	9 mm			33	17		10			AISI 303	21SFTF09RXX
	9 mm			33	17		10			AISI 316 L	21SFTF09EXX
	10 mm			33	17		12			AISI 303	21SFTF10RXX
	10 mm			33	17		12			AISI 316 L	21SFTF10EXX
	6 mm Parker			36	20		12			AISI 303	21SFTF06RXX
 <p>with Plastic Hose Connection</p>	4 x 6 mm	12	12	32	7	6			M 10 x 1	AISI 303	21SFKO06RXX
	4 x 6 mm	12	12	32	7	6			M 10 x 1	AISI 316 L	21SFKO06EXX
	6 x 8 mm	14	14	32	7	6			M 12 x 1	AISI 303	21SFKO08RXX
	6 x 8 mm	14	14	32	7	6			M 12 x 1	AISI 316 L	21SFKO08EXX
 <p>Panel Mount with Plastic Hose Connection</p>	4 x 6 mm	14	12	43	7	18		3	M 10 x 1	AISI 303	21SFKS06RXX
	4 x 6 mm	14	12	43	7	18		3	M 10 x 1	AISI 316 L	21SFKS06EXX
	6 x 8 mm	14	17	44	7	18		4	M 12 x 1	AISI 303	21SFKS08RXX

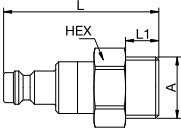
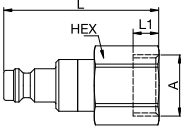
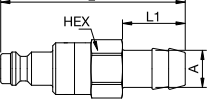
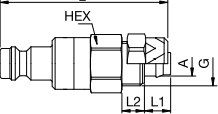
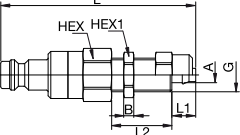
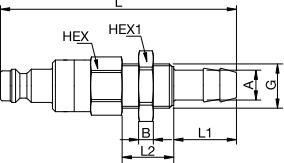


Couplings – with valve

Series 21KB

	Connection A	HEX mm	HEX1 mm	L mm	L1 mm	L2 mm	D mm	B mm	G mm	Version	Part Number
 <p>Male Thread</p>	G 1/8	14		36	7		16			AISI 303	21KBAW10RVX
	G 1/8	14		36	7		16			AISI 316 L	21KBAW10EVX
	G 1/4	17		38	9		16			AISI 303	21KBAW13RVX
	G 1/4	17		38	9		16			AISI 316 L	21KBAW13EVX
	G 3/8	19		38	9		16			AISI 303	21KBAW17RVX
	G 3/8	19		38	9		16			AISI 316 L	21KBAW17EVX
 <p>Female Thread</p>	G 1/8	14		36	9		16			AISI 303	21KBIW10RVX
	G 1/8	14		36	9		16			AISI 316 L	21KBIW10EVX
	G 1/4	17		38	7		16			AISI 303	21KBIW13RVX
	G 1/4	17		38	7		16			AISI 316 L	21KBIW13EVX
	G 3/8	19		38	9		16			AISI 303	21KBIW17RVX
	G 3/8	19		38	9		16			AISI 316 L	21KBIW17EVX
 <p>Hose Barb</p>	4 mm	14		46	17		16			AISI 303	21KBTf04RVX
	4 mm	14		46	17		16			AISI 316 L	21KBTf04EVX
	5 mm	14		46	17		16			AISI 303	21KBTf05RVX
	6 mm	14		46	17		16			AISI 303	21KBTf06RVX
	6 mm	14		46	17		16			AISI 316 L	21KBTf06EVX
	8 mm	14		46	17		16			AISI 303	21KBTf08RVX
	8 mm	14		46	17		16			AISI 316 L	21KBTf08EVX
	9 mm	14		46	17		16			AISI 303	21KBTf09RVX
	9 mm	14		46	17		16			AISI 316 L	21KBTf09EVX
	10 mm	14		46	17		16			AISI 303	21KBTf10RVX
	10 mm	14		46	17		16			AISI 316 L	21KBTf10EVX
	6 mm Parker	14		50	20		16			AISI 303	21KBTP06RVX
 <p>with Plastic Hose Connection</p>	4 x 6 mm	14		42	7	6	16		M 10 x 1	AISI 303	21KBKO06RVX
	4 x 6 mm	14		42	7	6	16		M 10 x 1	AISI 316 L	21KBKO06EVX
	6 x 8 mm	14		42	7	6	16		M 12 x 1	AISI 303	21KBKO08RVX
	6 x 8 mm	14		42	7	6	16		M 12 x 1	AISI 316 L	21KBKO08EVX
 <p>Panel Mount with Plastic Hose Connection</p>	4 x 6 mm	14	14	54	7	18	16	4	M 10 x 1	AISI 303	21KBKS06RVX
	4 x 6 mm	14	14	54	7	18	16	4	M 10 x 1	AISI 316 L	21KBKS06EVX
	6 x 8 mm	17	14	54	7	18	16	4	M 12 x 1	AISI 303	21KBKS08RVX
 <p>Panel Mount with Hose Barb</p>	8 mm	17	17	60	17	14	16	4	M 12 x 1	AISI 303	21KBTS08RVX

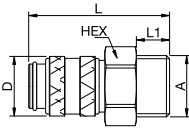
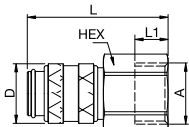
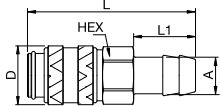
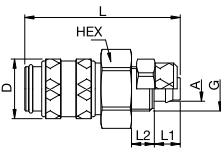
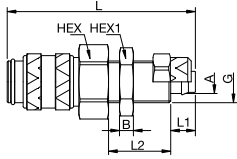
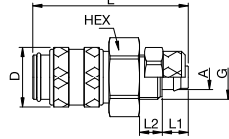


	Connection A	HEX mm	HEX1 mm	L mm	L1 mm	L2 mm	D mm	B mm	G mm	Version	Part Number	
 <p>Male Thread</p>	G 1/8	14		40	7					AISI 303	21SBAW10RVX	
	G 1/8	14		40	7					AISI 316 L	21SBAW10EVX	
	G 1/4	17		42	9					AISI 303	21SBAW13RVX	
	G 1/4	17		42	9					AISI 316 L	21SBAW13EVX	
	G 3/8	19		42	9					AISI 303	21SBAW17RVX	
	G 3/8	19		42	9					AISI 316 L	21SBAW17EVX	
	M 14 x 1,5	17		43	10					AISI 303	21SBAM14RVX	
 <p>Female Thread</p>	G 1/8	14		40	9					AISI 303	21SBIW10RVX	
	G 1/8	14		40	9					AISI 316 L	21SBIW10EVX	
	G 1/4	17		42	7					AISI 303	21SBIW13RVX	
	G 1/4	17		42	7					AISI 316 L	21SBIW13EVX	
	G 3/8	19		42	9					AISI 303	21SBIW17RVX	
	G 3/8	19		42	9					AISI 316 L	21SBIW17EVX	
		M 10 x 1	14		40	9					AISI 303	21SBIM10RVX
		M 12 x 1,5	17		42	9					AISI 303	21SBIM12RVX
	M 14 x 1,5	17		42	9					AISI 303	21SBIM14RVX	
 <p>Hose Barb</p>	6 mm	14		50	17					AISI 303	21SBTF06RVX	
	6 mm	14		50	17					AISI 316 L	21SBTF06EVX	
	8 mm	14		50	17					AISI 303	21SBTF08RVX	
	8 mm	14		50	17					AISI 316 L	21SBTF08EVX	
	9 mm	14		50	17					AISI 303	21SBTF09RVX	
	9 mm	14		50	17					AISI 316 L	21SBTF09EVX	
	10 mm	14		50	17					AISI 303	21SBTF10RVX	
	10 mm	14		50	17					AISI 316 L	21SBTF10EVX	
		6 mm Parker	14		54	20					AISI 303	21SBTP06RVX
 <p>with Plastic Hose Connection</p>	4 x 6 mm	14		46	7	6			M 10 x 1	AISI 303	21SBKO06RVX	
	4 x 6 mm	14		46	7	6			M 10 x 1	AISI 316 L	21SBKO06EVX	
	6 x 8 mm	14		46	7	6			M 12 x 1	AISI 303	21SBKO08RVX	
	6 x 8 mm	14		46	7	6			M 12 x 1	AISI 316 L	21SBKO08EVX	
 <p>Panel Mount with Plastic Hose Connection</p>	4 x 6 mm	14	12	58	7	18		3	M 10 x 1	AISI 303	21SBKS06RVX	
	4 x 6 mm	14	12	58	7	18		3	M 10 x 1	AISI 316 L	21SBKS06EVX	
	6 x 8 mm	17	17	58	7	18		4	M 12 x 1	AISI 303	21SBKS08RVX	
 <p>Panel Mount with Hose Barb</p>	6 mm	17	17	64	17	14		4	M 12 x 1	AISI 303	21SBTS06RVX	
	9 mm	17	17	64	17	14		4	M 12 x 1	AISI 303	21SBTS09RVX	
	10 mm	17	17	61	17	11		3,5	G 1/4	AISI 303	21SBTS10RVX	

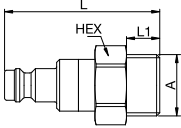
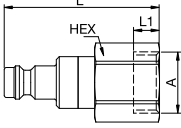
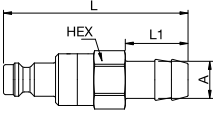
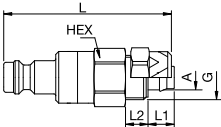
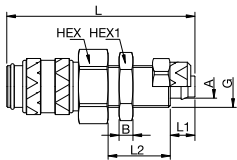


Couplings – flat-sealing

Series 21KL

	Connection A	HEX mm	HEX1 mm	L mm	L1 mm	L2 mm	D mm	B mm	G mm	Version	Part Number	
 <p>Male Thread</p>	G 1/8	14		36	7		16			AISI 303	21KLAW10RVX	
	G 1/8	14		36	7		16			AISI 316 L	21KLAW10EVX	
	G 1/4	17		38	9		16			AISI 303	21KLAW13RVX	
	G 1/4	17		38	9		16			AISI 316 L	21KLAW13EVX	
	G 3/8	19		38	9		16			AISI 303	21KLAW17RVX	
	G 3/8	19		38	9		16			AISI 316 L	21KLAW17EVX	
 <p>Female Thread</p>	G 1/8	14		36	9		16			AISI 303	21KLIW10RVX	
	G 1/8	14		36	9		16			AISI 316 L	21KLIW10EVX	
	G 1/4	17		38	9		16			AISI 303	21KLIW13RVX	
	G 1/4	17		38	9		16			AISI 316 L	21KLIW13EVX	
 <p>Hose Barb</p>	6 mm	14		46	17		16			AISI 316 L	21KLTF06EVX	
	8 mm	14		46	17		16			AISI 303	21KLTF08RVX	
	8 mm	14		46	17		16			AISI 316 L	21KLTF08EVX	
	9 mm	14		46	17		16			AISI 303	21KLTF09RVX	
	9 mm	14		46	17		16			AISI 316 L	21KLTF09EVX	
	10 mm	14		46	17		16			AISI 316 L	21KLTF10EVX	
	6 mm Parker	14		50	20		16			AISI 303	21KLTP06RVX	
 <p>with Plastic Hose Connection</p>	4 x 6 mm	14		42	7	6	16		M 10 x 1	AISI 303	21KLKO06RVX	
	4 x 6 mm	14		42	7	6	16		M 10 x 1	AISI 316 L	21KLKO06EVX	
	6 x 8 mm	14		42	7	6	16		M 12 x 1	AISI 303	21KLKO08RVX	
	6 x 8 mm	14		42	7	6	16		M 12 x 1	AISI 316 L	21KLKO08EVX	
 <p>Panel Mount with Plastic Hose Connection</p>	4 x 6 mm	14	14	54	7	18	16	4	M 10 x 1	AISI 303	21KLKS06RVX	
	4 x 6 mm	14	14	54	7	18	16	4	M 10 x 1	AISI 316 L	21KLKS06EVX	
	6 x 8 mm	17	17	54	7	18	16	4	M 12 x 1	AISI 303	21KLKS08RVX	
 <p>Panel Mount with Hose Barb</p>	8 mm	17	17	60	17	14	16		M 12 x 1	AISI 303	21KLTS08RVX	



	Connection A	HEX mm	HEX1 mm	L mm	L1 mm	L2 mm	D mm	B mm	G mm	Version	Part Number	
 <p>Male Thread</p>	G 1/8	14		40	7					AISI 303	21SLAW10RVX	
	G 1/8	14		40	7					AISI 316 L	21SLAW10EVX	
	G 1/4	17		42	9					AISI 303	21SLAW13RVX	
	G 1/4	17		42	9					AISI 316 L	21SLAW13EVX	
	G 3/8	19		42	9					AISI 303	21SLAW17RVX	
	G 3/8	19		42	9					AISI 316 L	21SLAW17EVX	
 <p>Female Thread</p>	G 1/8	14		40	9					AISI 303	21SLIW10RVX	
	G 1/8	14		40	9					AISI 316 L	21SLIW10EVX	
 <p>Hose Barb</p>	5 mm	14		50	17					AISI 316 L	21SLTF05EVX	
	6 mm	14		50	17					AISI 303	21SLTF06RVX	
	6 mm	14		50	17					AISI 316 L	21SLTF06EVX	
	9 mm	14		50	17					AISI 316 L	21SLTF09EVX	
	10 mm	14		50	17					AISI 303	21SLTF10RVX	
	10 mm	14		50	17					AISI 316 L	21SLTF10EVX	
	6 mm Parker	14		54	20						AISI 303	21SLTP06RVX
 <p>with Plastic Hose Connection</p>	4 x 6 mm	14		46	7	6			M 10 x 1	AISI 303	21SLKO06RVX	
	4 x 6 mm	14		46	7	6				M 10 x 1	AISI 316 L	21SLKO06EVX
	6 x 8 mm	14		46	7	6				M 12 x 1	AISI 303	21SLKO08RVX
	6 x 8 mm	14		46	7	6				M 12 x 1	AISI 316 L	21SLKO08EVX
 <p>Panel Mount with Plastic Hose Connection</p>	6 x 8 mm	17	17	58	7	18		4	M 12 x 1	AISI 303	21SLKS08RVX	

Nominal Diameter

6 = 28 mm²

Rectus Series

206



Other designs in series 206

The following other designs can be found from page:

► Brass / Steel

P. 74

Technical Description

Leak-free coupling system for applications in sensitive environments, for example in analysis technology, in cooling systems, in transport systems and many applications with aggressive media.

Coupling system with single-hand operation, extremely low leakage rates and minimal dead space volume. Absolutely no air pockets when coupling and only a barely noticeable film of the medium being channelled on the valve bodies when uncoupling. Ergonomic sleeve design. Low coupling forces. Valve body protected by collar design.

Working Temperature*

-15°C up to +200°C (FKM)
depending on the medium.

* For temperatures below -15°C and over +200°C and depending on the medium, other seal variants (EPDM, FFKM) are available.



Working Pressure**

15 bar

** maximum static working pressure with safety factor 4 to 1.

Material

Coupling: AISI 316 L

Plug: AISI 316 L

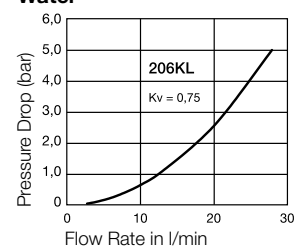
Seals: FKM

Interchangeability

- Rectus Design

Flow diagrams

Water





Couplings – flat-sealing

Series 206KL

	Connection A	HEX mm	HEX1 mm	L mm	L1 mm	L2 mm	D mm	B mm	G mm	Version	Part Number
<p>Male Thread</p>	G 3/8	22		68,5	9		25,5				206KLAW17EVX
	G 1/2	24		71,5	12		25,5				206KLAW21EVX
<p>Female Thread</p>	G 3/8	22		68,5	9		25,5				206KLIW17EVX
	G 1/2	24		71,5	12		25,5				206KLIW21EVX



Plugs – flat-sealing

Series 206KL

	Connection A	HEX mm	HEX1 mm	L mm	L1 mm	L2 mm	D mm	B mm	G mm	Version	Part Number
<p>Male Thread</p>	G 3/8	22		55	9						206SLAW17EVX
	G 1/2	24		54	12						206SLAW21EVX
<p>Female Thread</p>	G 3/8	22		51	9						206SLIW17EVX
	G 1/2	24		54	12						206SLIW21EVX

Nominal Diameter

7,2 = 40 mm²

Rectus Series

26**Other designs in series 26**

The following other designs can be found from page:

- Brass / Steel P. 84
- Safety Self-Venting P. 292

Technical Description

Universal stainless steel coupling with standard European profile. Version in AISI 303 stainless steel for corrosion-resistant applications, as an alternative to the UltraFlo versions.

Coupling system with single-hand operation and standard valve. Small mass size.

Dust Protections  (P. 319)
for Coupling Part.-No. SK16S

Working Temperature*

-15°C up to +200°C (FKM)
depending on the medium.

* For temperatures below -15°C and over +200°C and depending on the medium, other seal variants (EPDM, FFKM) are available.

**Working Pressure****

35 bar

** maximum static working pressure with safety factor 4 to 1.

Material

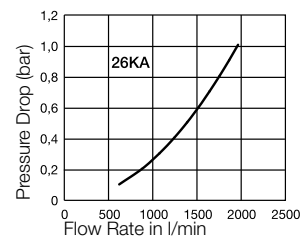
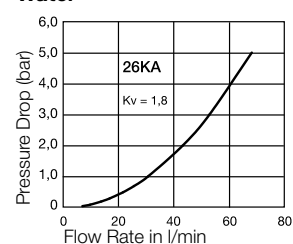
Coupling: AISI 303 + PTFE

Plug: AISI 303

Seals: FKM

Interchangeability

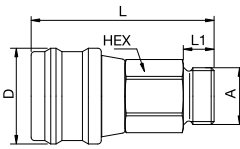
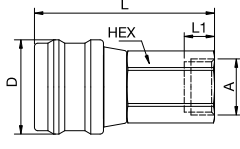
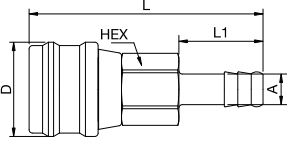
- Rectus 25
- European Standardprofile

Flow diagrams**Air****Water**



Couplings – with valve

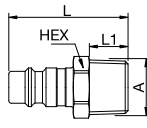
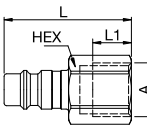
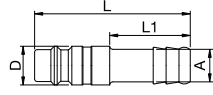
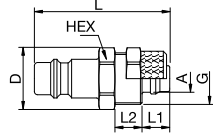
Series 26KA

	Connection A	HEX mm	HEX1 mm	L mm	L1 mm	L2 mm	D mm	B mm	G mm	Version	Part Number
 <p>Male Thread</p>	G 1/4	19		55,5	10,5		28				26KAAW13RVX
	G 3/8	19		53,5	9		28				26KAAW17RVX
	G 1/2	24		56,5	12		28				26KAAW21RVX
 <p>Female Thread</p>	G 1/4	19		51,5	10		28				26KAIW13RVX
	G 3/8	19		53,5	9		28				26KAIW17RVX
	G 1/2	24		56,5	12		28				26KAIW21RVX
 <p>Hose Barb</p>	6 mm	19		69,5	25		28				26KATF06RVX
	8 mm	19		69,5	25		28				26KATF08RVX
	9 mm	19		69,5	25		28				26KATF09RVX
	10 mm	19		69,5	25		28				26KATF10RVX
	13 mm	19		69,5	28		25				26KATF13RVX




Plugs – without valve

Series 26KA

	Connection A	HEX mm	HEX1 mm	L mm	L1 mm	L2 mm	D mm	B mm	G mm	Version	Part Number
 <p>Male Thread</p>	G 1/8	14		31	7						25SFAW10RXX
	G 1/4	17		33	9						25SFAW13RXX
	G 3/8	19		33	9						25SFAW17RXX
	G 1/2	24		38	12						25SFAW21RXX
 <p>Female Thread</p>	G 1/8	14		30	7						25SFIW10RXX
	G 1/4	17		33	10						25SFIW13RXX
	G 3/8	19		33	10						25SFIW17RXX
	G 1/2	24		35	12						25SFIW21RXX
	M 16 x 1,5	19		33	10						25SFIM16RXX
 <p>Hose Barb</p>	6 mm			48	25		12				25SFTF06RXX
	8 mm			48	25		12				25SFTF08RXX
	9 mm			48	25		12				25SFTF09RXX
	10 mm			48	25		12				25SFTF10RXX
	13 mm			48	25		15				25SFTF13RXX
 <p>with Plastic Hose Connection</p>	4 x 6 mm			34	7	6	12		M 10 x 1		25SFKO06RXX
	6 x 8 mm			34	7	6	12		M 12 x 1		25SFKO08RXX
	8 x 10 mm	17		42	9	8			M 16 x 1		25SFKO10RXX
	9 x 12 mm	17		42	9	8			M 16 x 1		25SFKO12RXX

Nominal Diameter

7,4 = 43 mm²



Rectus Series

1300

Low Pressure



Other designs in series 1300

The following other designs can be found from page:

► Brass / Steel P. 92

Technical Description

Series 1300 is used mainly for applications in the area of compressed air and liquids. Optimally suited to use with liquid and aggressive media. The coupling series stands out for its compact design and corrosion resistance.

Dust Protections  (P. 319)
for Coupling Part.-No. 1315-QC
for Plug Part.-No. 1325-QC

Working Temperature*
-25°C up to +200°C (FKM)
depending on the medium.

* For temperatures below -25°C and over +200°C and depending on the medium, other seal variants (EPDM, FFKM) are available.



Working Pressure**

35 bar
** maximum static working pressure with safety factor 4 to 1.

50 bar

Features

- Single-hand operation
- Two-hand operation

Material

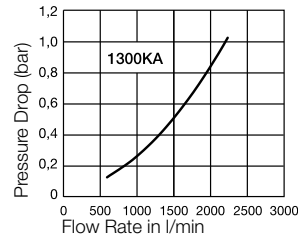
Coupling: AISI 316
Plug: AISI 316
Seals: FKM

Interchangeability

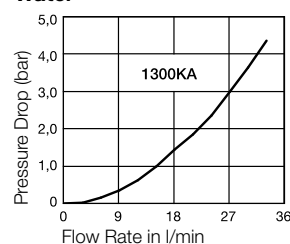
- Rectus 31

Flow diagrams

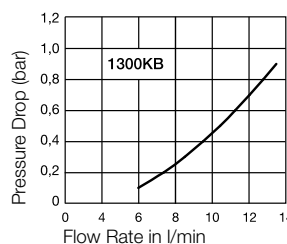
Air



Water



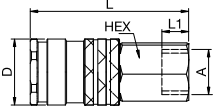
Water





Couplings – with valve

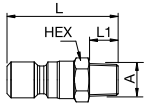
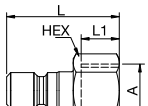
Series 1300KA

	Connection A	HEX mm	HEX1 mm	L mm	L1 mm	L2 mm	D mm	B mm	G mm	Version	Part Number
 <p>Female Thread</p>	G 1/4	18		49	8,75		22				1300KAIW13EVX



Plugs – without valve

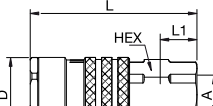
Series 1300KA

	Connection A	HEX mm	HEX1 mm	L mm	L1 mm	L2 mm	D mm	B mm	G mm	Version	Part Number
 <p>Male Thread</p>	G 1/8	13		35	9						1300SFAW10EXX
 <p>Female Thread</p>	G 1/4	16		36	10						1300SFIW13EXX



Couplings – with valve

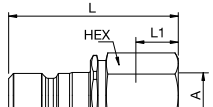
Series 1300KB

	Connection A	HEX mm	HEX1 mm	L mm	L1 mm	L2 mm	D mm	B mm	G mm	Version	Part Number
 <p>Female Thread</p>	G 1/4	18		49	8		22				1300KBIW13EVX







Plugs – with valve

Series 1300KB

	Connection A	HEX mm	HEX1 mm	L mm	L1 mm	L2 mm	D mm	B mm	G mm	Version	Part Number
 <p>Female Thread</p>	G 1/4	18		44	9						1300SBIW13EVX

Cross-Reference-List

Connection	Thread	Rectus Part Number old	Tema Part Number old	Part Number new	Page
 Couplings – with valve					
Female Thread	G 1/4		1300 RV	1300KAIW13EVX	201
 Plugs – without valve					
Male Thread	G 1/8		13110 R	1300SFAW10EXX	201
Female Thread	G 1/4		13410 R	1300SFIW13EXX	201
 Couplings – with valve					
Female Thread	G 1/4		1300 NRV	1300KBIW13EVX	201
 Plugs – with valve					
Female Thread	G 1/4		13410 RV	1300SBIW13EVX	201



Other designs in series 25
The following other designs can be found from page:

- Brass / Steel P. 98
- Safety P. 274
- Safety Self-Venting P. 294
- Coded Systems P. 302

Technical Description

Universal industrial coupling with standard European profile for use with gaseous, liquid and aggressive media.

Coupling system with single-hand operation. UltraFlo valve for optimum flow and low pressure drop. The series stands out for its robust design and long service life even with the harshest use. The collar design minimises damage to the valve body.

Dust Protections (P. 319)
for Coupling Part.-No. SK23S
for Plug Part.-No. SK12S

Working Temperature*
-15°C up to +200°C (FKM)
depending on the medium.

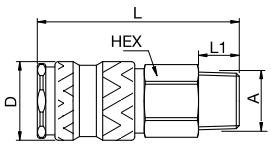
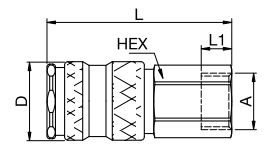
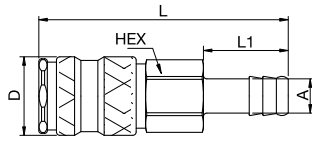
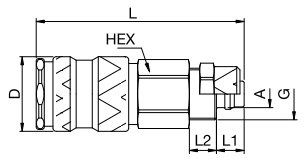
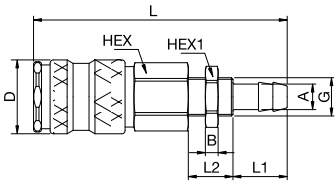
* For temperatures below -15°C and over +200°C and depending on the medium, other seal variants (EPDM, FFKM) are available.

KA Single Shut-Off	KB Double Shut-Off	KL Leak-Free
Working Pressure**		
35 bar ** maximum static working pressure with safety factor 4 to 1.	35 bar	8 bar
Features		
		<ul style="list-style-type: none"> Minimal, almost imperceptible leakage when uncoupling No air locked into the system during the coupling process
Material		
Coupling: AISI 303 / AISI 316 L Plug: AISI 303 / AISI 316 L Seals: FKM	Coupling: AISI 303 / AISI 316 L Plug: AISI 303 / AISI 316 L Seals: FKM	Coupling: AISI 303 / AISI 316 L Plug: AISI 303 / AISI 316 L Seals: FKM
Interchangeability		
<ul style="list-style-type: none"> Rectus 26 Cejn 320 various German Products 		
Flow diagrams		
Air 	Air 	
Water 	Water 	Water



Couplings – with valve

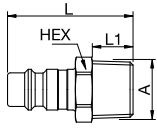
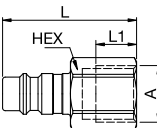
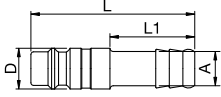
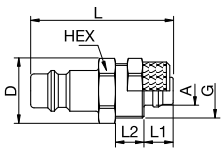
Series 25KA

	Connection A	HEX mm	HEX1 mm	L mm	L1 mm	L2 mm	D mm	B mm	G mm	Version	Part Number
 <p>Male Thread</p>	G 1/4	19		59,5	10,5		23			AISI 303	25KAAW13RVX
	G 1/4	19		59,5	10,5		23			AISI 316 L	25KAAW13EVX
	G 3/8	19		57,5	9		23			AISI 303	25KAAW17RVX
	G 3/8	19		57,5	9		23			AISI 316 L	25KAAW17EVX
	G 1/2	24		60,5	12		23			AISI 303	25KAAW21RVX
	G 1/2	24		60,5	12		23			AISI 316 L	25KAAW21EVX
	M 18 x 1,5	19		59,5	11		23			AISI 303	25KAAM18RVX
 <p>Female Thread</p>	G 1/4	19		55,5	10		23			AISI 303	25KAIW13RVX
	G 1/4	19		55,5	10		23			AISI 316 L	25KAIW13EVX
	G 3/8	19		54,5	9		23			AISI 303	25KAIW17RVX
	G 3/8	19		54,5	9		23			AISI 316 L	25KAIW17EVX
	G 1/2	24		57,5	12		23			AISI 303	25KAIW21RVX
	G 1/2	24		57,5	12		23			AISI 316 L	25KAIW21EVX
 <p>Hose Barb</p>	6 mm	19		73,5	25		23			AISI 303	25KATF06RVX
	6 mm	19		73,5	25		23			AISI 316 L	25KATF06EVX
	8 mm	19		73,5	25		23			AISI 303	25KATF08RVX
	8 mm	19		73,5	25		23			AISI 316 L	25KATF08EVX
	9 mm	19		73,5	25		23			AISI 303	25KATF09RVX
	9 mm	19		73,5	25		23			AISI 316 L	25KATF09EVX
	10 mm	19		73,5	25		23			AISI 303	25KATF10RVX
	10 mm	19		73,5	25		23			AISI 316 L	25KATF10EVX
	13 mm	19		73,5	25		23			AISI 303	25KATF13RVX
	13 mm	19		73,5	25		23			AISI 316 L	25KATF13EVX
 <p>with Plastic Hose Connection</p>	6 x 8 mm	19		61	7	6	23		M 12 x 1	AISI 303	25KAKO08RVX
	6 x 8 mm	19		61	7	6	23		M 12 x 1	AISI 316 L	25KAKO08EVX
	8 x 10 mm	19		64,5	9	8	23		M 16 x 1	AISI 303	25KAKO10RVX
	9 x 12 mm	19		64,5	9	8	23		M 16 x 1	AISI 303	25KAKO12RVX
	9 x 12 mm	19		64,5	9	8	23		M 16 x 1	AISI 316 L	25KAKO12EVX
 <p>Panel Mount with Hose Barb</p>	6 mm	19	17	75,5	17	10	23	4	M 12 x 1	AISI 303	25KATS06RVX
	8 mm	19	17	79,5	17	14	23	4	M 12 x 1	AISI 303	25KATS08RVX
	10 mm	19	19	79,5	25	14	23	4	M 14 x 1	AISI 303	25KATS10RVX



Plugs – without valve

Series 25KA

	Connection A	HEX mm	HEX1 mm	L mm	L1 mm	L2 mm	D mm	B mm	G mm	Version	Part Number
 <p>Male Thread</p>	G 3/8	19		33	9					AISI 303	25SFAW17RXX
	G 3/8	19		33	9					AISI 316 L	25SFAW17EXX
	G 1/2	24		38	12					AISI 303	25SFAW21RXX
	G 1/2	24		38	12					AISI 316 L	25SFAW21EXX
 <p>Female Thread</p>	G 1/8	14		30	7					AISI 303	25SFIW10RXX
	G 1/8	14		30	7					AISI 316 L	25SFIW10EXX
	G 1/4	17		33	10					AISI 303	25SFIW13RXX
	G 1/4	17		33	10					AISI 316 L	25SFIW13EXX
	G 3/8	19		33	10					AISI 303	25SFIW17RXX
	G 3/8	19		33	10					AISI 316 L	25SFIW17EXX
	G 1/2	24		35	12					AISI 303	25SFIW21RXX
	G 1/2	24		35	12					AISI 316 L	25SFIW21EXX
M 16 x 1,5	19		33	10					AISI 303	25SFIM16RXX	
 <p>Hose Barb</p>	6 mm			48	25		12			AISI 303	25SFTF06RXX
	6 mm			48	25		12			AISI 316 L	25SFTF06EXX
	8 mm			48	25		12			AISI 303	25SFTF08RXX
	8 mm			48	25		12			AISI 316 L	25SFTF08EXX
	9 mm			48	25		12			AISI 303	25SFTF09RXX
	9 mm			48	25		12			AISI 316 L	25SFTF09EXX
	10 mm			48	25		12			AISI 303	25SFTF10RXX
	10 mm			48	25		12			AISI 316 L	25SFTF10EXX
	13 mm			48	25		15			AISI 303	25SFTF13RXX
	13 mm			48	25		15			AISI 316 L	25SFTF13EXX
 <p>with Plastic Hose Connection</p>	4 x 6 mm			34	7	6	12		M 10 x 1	AISI 303	25SFKO06RXX
	4 x 6 mm			34	7	6	12		M 10 x 1	AISI 316 L	25SFKO06EXX
	6 x 8 mm			34	7	6	12		M 12 x 1	AISI 303	25SFKO08RXX
	6 x 8 mm			34	7	6	12		M 12 x 1	AISI 316 L	25SFKO08EXX
	8 x 10 mm	17		42	9	8			M 16 x 1	AISI 303	25SFKO10RXX

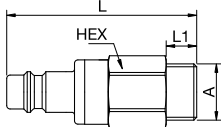
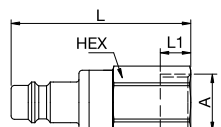
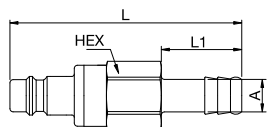
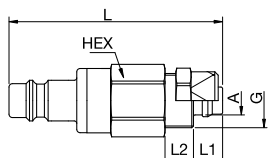
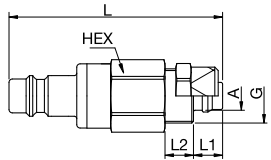


	Connection A	HEX mm	HEX1 mm	L mm	L1 mm	L2 mm	D mm	B mm	G mm	Version	Part Number
<p>Male Thread</p>	G 1/4	19		59,5	10,5		23			AISI 303	25KBAW13RVX
	G 1/4	19		59,5	10,5		23			AISI 316 L	25KBAW13EVX
	G 3/8	19		57,5	9		23			AISI 303	25KBAW17RVX
	G 3/8	19		57,5	9		23			AISI 316 L	25KBAW17EVX
	G 1/2	24		60,5	12		23			AISI 303	25KBAW21RVX
	G 1/2	24		60,5	12		23			AISI 316 L	25KBAW21EVX
	M 16 x 1,5	19		59	10,5		23			AISI 303	25KBAM16RVX
	M 16 x 1,5	19		59	10,5		23			AISI 316 L	25KBAM16EVX
<p>Female Thread</p>	G 1/4	19		55,5	10		23			AISI 303	25KBIW13RVX
	G 1/4	19		55,5	10		23			AISI 316 L	25KBIW13EVX
	G 3/8	19		54,5	9		23			AISI 303	25KBIW17RVX
	G 3/8	19		54,5	9		23			AISI 316 L	25KBIW17EVX
	G 1/2	24		57,5	12		23			AISI 303	25KBIW21RVX
	G 1/2	24		57,5	12		23			AISI 316 L	25KBIW21EVX
	M 14 x 1,5	19		54,5	9		23			AISI 303	25KBIM14RVX
	M 16 x 1,5	19		54,5	9		23			AISI 303	25KBIM16RVX
	M 18 x 1,5	22		54,5	9		23			AISI 303	25KBIM18RVX
<p>Hose Barb</p>	6 mm	19		73,5	25		23			AISI 303	25KBTF06RVX
	6 mm	19		73,5	25		23			AISI 316 L	25KBTF06EVX
	8 mm	19		73,5	25		23			AISI 303	25KBTF08RVX
	8 mm	19		73,5	25		23			AISI 316 L	25KBTF08EVX
	9 mm	19		73,5	25		23			AISI 303	25KBTF09RVX
	9 mm	19		73,5	25		23			AISI 316 L	25KBTF09EVX
	10 mm	19		73,5	25		23			AISI 303	25KBTF10RVX
	10 mm	19		73,5	25		23			AISI 316 L	25KBTF10EVX
	13 mm	19		73,5	25		23			AISI 303	25KBTF13RVX
	13 mm	19		73,5	25		23			AISI 316 L	25KBTF13EVX
<p>with Plastic Hose Connection</p>	6 x 8 mm	19		61	7	6	23		M 12 x 1	AISI 303	25KBKO08RVX
	6 x 8 mm	19		61	7	6	23		M 12 x 1	AISI 316 L	25KBKO08EVX
	8 x 10 mm	19		64,5	9	8	23		M 16 x 1	AISI 303	25KBKO10RVX
	9 x 12 mm	19		64,5	9	8	23		M 16 x 1	AISI 303	25KBKO12RVX
	9 x 12 mm	19		64,5	9	8	23		M 16 x 1	AISI 316 L	25KBKO12EVX
<p>Panel Mount with Hose Barb</p>	10 mm	19	19	79,5	25	14	23	4	M 14 x 1	AISI 303	25KBTS10RVX



Plugs – with valve

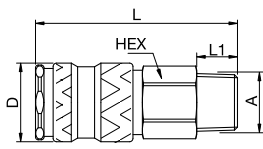
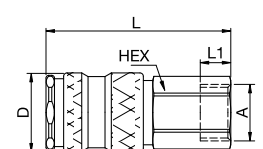
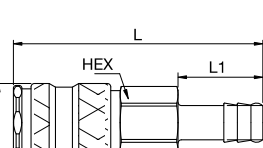
Series 25KB

	Connection A	HEX mm	HEX1 mm	L mm	L1 mm	L2 mm	D mm	B mm	G mm	Version	Part Number
 <p>Male Thread</p>	G 1/8	19		54	7					AISI 303	25SBAW10RVX
	G 1/8	19		54	7					AISI 316 L	25SBAW10EVX
	G 1/4	19		58	10,5					AISI 303	25SBAW13RVX
	G 1/4	19		58	10,5					AISI 316 L	25SBAW13EVX
	G 3/8	19		56	9					AISI 303	25SBAW17RVX
	G 3/8	19		56	9					AISI 316 L	25SBAW17EVX
	G 1/2	24		59	12					AISI 303	25SBAW21RVX
	G 1/2	24		59	12					AISI 316 L	25SBAW21EVX
	M 16 x 1,5	19		57,5	10,5					AISI 303	25SBAM16RVX
	M 16 x 1,5	19		57,5	10,5					AISI 316 L	25SBAM16EVX
M 18 x 1,5	19		58	11					AISI 303	25SBAM18RVX	
 <p>Female Thread</p>	G 1/4	19		54	10					AISI 303	25SBIW13RVX
	G 1/4	19		54	10					AISI 316 L	25SBIW13EVX
	G 3/8	19		53	9					AISI 303	25SBIW17RVX
	G 3/8	19		53	9					AISI 316 L	25SBIW17EVX
	G 1/2	24		56	12					AISI 303	25SBIW21RVX
	G 1/2	24		56	12					AISI 316 L	25SBIW21EVX
M 18 x 1,5	22		53	9					AISI 303	25SBIM18RVX	
 <p>Hose Barb</p>	6 mm	19		72	25					AISI 303	25SBTF06RVX
	6 mm	19		72	25					AISI 316 L	25SBTF06EVX
	8 mm	19		72	25					AISI 303	25SBTF08RVX
	8 mm	19		72	25					AISI 316 L	25SBTF08EVX
	9 mm	19		72	25					AISI 303	25SBTF09RVX
	9 mm	19		72	25					AISI 316 L	25SBTF09EVX
	10 mm	19		72	25					AISI 303	25SBTF10RVX
	10 mm	19		72	25					AISI 316 L	25SBTF10EVX
	13 mm	19		72	25					AISI 303	25SBTF13RVX
	13 mm	19		72	25					AISI 316 L	25SBTF13EVX
 <p>with Plastic Hose Connection</p>	4 x 6 mm	19		59	7	6			M 10 x 1	AISI 303	25SBKO06RVX
	6 x 8 mm	19		59	7	6			M 12 x 1	AISI 303	25SBKO08RVX
	6 x 8 mm	19		59	7	6			M 12 x 1	AISI 316 L	25SBKO08EVX
	8 x 10 mm	19		63	8,5	8,5			M 16 x 1	AISI 303	25SBKO10RVX
	9 x 12 mm	19		63	8,5	8,5			M 16 x 1	AISI 303	25SBKO12RVX
	9 x 12 mm	19		63	8,5	8,5			M 16 x 1	AISI 316 L	25SBKO12EVX
 <p>Panel Mount with Hose Barb</p>	6 mm	19	17	74	17	10			M 12 x 1	AISI 303	25SBTS06RVX
	8 mm	19	17	78	17	14			M 12 x 1	AISI 303	25SBTS08RVX
	10 mm	19	19	78	17	14			M 14 x 1	AISI 303	25SBTS10RVX



Couplings – flat-sealing

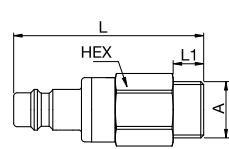
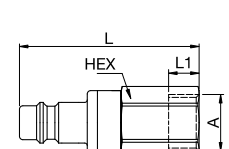
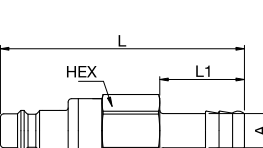
Series 25KL

	Connection A	HEX mm	HEX1 mm	L mm	L1 mm	L2 mm	D mm	B mm	G mm	Version	Part Number
 <p>Male Thread</p>	G 1/4	19		59,5	10,5		23			AISI 303	25KLAW13RVX
	G 1/4	19		59,5	10,5		23			AISI 316 L	25KLAW13EVX
	G 3/8	19		57,5	9		23			AISI 303	25KLAW17RVX
	G 3/8	19		57,5	9		23			AISI 316 L	25KLAW17EVX
	G 1/2	24		60,5	12		23			AISI 303	25KLAW21RVX
	G 1/2	24		60,5	12		23			AISI 316 L	25KLAW21EVX
 <p>Female Thread</p>	G 1/4	19		55,5	10		23			AISI 303	25KLIW13RVX
	G 1/4	19		55,5	10		23			AISI 316 L	25KLIW13EVX
	G 3/8	19		54,5	9		23			AISI 303	25KLIW17RVX
	G 3/8	19		54,5	9		23			AISI 316 L	25KLIW17EVX
	G 1/2	24		57,5	12		23			AISI 303	25KLIW21RVX
	G 1/2	24		57,5	12		23			AISI 316 L	25KLIW21EVX
 <p>Hose Barb</p>	9 mm	19		73,5	25		23			AISI 303	25KLTF09RVX
	9 mm	19		73,5	25		23			AISI 316 L	25KLTF09EVX
	13 mm	19		73,5	25		23			AISI 303	25KLTF13RVX
	13 mm	19		73,5	25		23			AISI 316 L	25KLTF13EVX



Plugs – flat-sealing

Series 25KL

	Connection A	HEX mm	HEX1 mm	L mm	L1 mm	L2 mm	D mm	B mm	G mm	Version	Part Number
 <p>Male Thread</p>	G 1/4	19		58	10,5					AISI 303	25SLAW13RVX
	G 1/4	19		58	10,5					AISI 316 L	25SLAW13EVX
	G 3/8	19		56	9					AISI 303	25SLAW17RVX
	G 3/8	19		56	9					AISI 316 L	25SLAW17EVX
	G 1/2	24		59	12					AISI 303	25SLAW21RVX
	G 1/2	24		59	12					AISI 316 L	25SLAW21EVX
 <p>Female Thread</p>	G 1/4	19		54	10					AISI 303	25SLIW13RVX
	G 1/4	19		54	10					AISI 316 L	25SLIW13EVX
	G 3/8	19		53	9					AISI 303	25SLIW17RVX
	G 3/8	19		53	9					AISI 316 L	25SLIW17EVX
	G 1/2	24		56	12					AISI 303	25SLIW21RVX
	G 1/2	24		56	12					AISI 316 L	25SLIW21EVX
 <p>Hose Barb</p>	6 mm	19		75	25					AISI 303	25SLTF06RVX
	9 mm	19		72	25					AISI 303	25SLTF09RVX
	9 mm	19		72	25					AISI 316 L	25SLTF09EVX
	13 mm	19		72	25					AISI 303	25SLTF13RVX
	13 mm	19		72	25					AISI 316 L	25SLTF13EVX

Nominal Diameter

9 = 63,5 mm²

Rectus Series

209



Other designs in series 209

The following other designs can be found from page:

► Brass / Steel

P. 126

Technical Description

Leak-free coupling system for applications in sensitive environments, for example in analysis technology, in cooling systems, in transport systems and many applications with aggressive media.

Coupling system with single-hand operation, extremely low leakage rates and minimal dead space volume. Absolutely no air pockets when coupling and only a barely noticeable film of the medium being channelled on the valve bodies when uncoupling. Ergonomic sleeve design. Low coupling forces. Valve body protected by collar design.

Working Temperature*

-15°C up to +200°C (FKM)
depending on the medium.

* For temperatures below -15°C and over +200°C and depending on the medium, other seal variants (EPDM, FFKM) are available.



Working Pressure**

15 bar

** maximum static working pressure with safety factor 4 to 1.

Material

Coupling: AISI 316 L

Plug: AISI 316 L

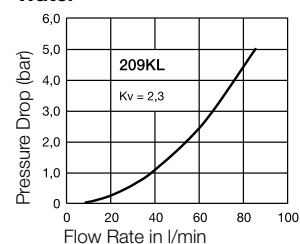
Seals: FKM

Interchangeability

- Rectus Design

Flow diagrams

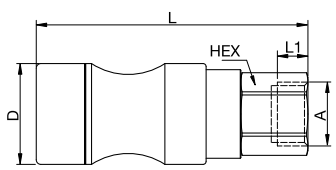
Water





Couplings – flat-sealing

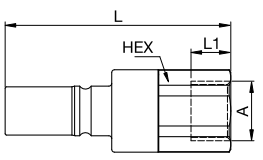
Series 209KL


	Connection A	HEX mm	HEX1 mm	L mm	L1 mm	L2 mm	D mm	B mm	G mm	Version	Part Number
 <p>Female Thread</p>	G 1/2	27		92	16		33				209KLIW21EVX
	G 3/4	32		94	16		33				209KLIW26EVX



Plugs – flat-sealing

Series 209KL

	Connection A	HEX mm	HEX1 mm	L mm	L1 mm	L2 mm	D mm	B mm	G mm	Version	Part Number
 <p>Female Thread</p>	G 1/2	27		79,5	16						209SLIW21EVX
	G 3/4	32		81,5	16						209SLIW26EVX



Technical Description

1/2" universal industrial coupling with standard European profile for use with large pneumatic consumers. Coupling system with single-hand operation. UltraFlo valve for optimum flow and low pressure drop. The series stands out for its robust design, extremely high flow and long service life even with the harshest use. The collar design minimises damage to the valve body.

Dust Protections  (P. 319)
for Coupling Part.-No. SK27S

Working Temperature*
-15°C up to +200°C (FKM)
depending on the medium.

* For temperatures below -15°C and over +200°C and depending on the medium, other seal variants (EPDM, FFKM) are available.

Other designs in series 27

The following other designs can be found from page:

- ▶ Brass / Steel P. 130
- ▶ Safety Self-Venting P. 296



Working Pressure**

35 bar
** maximum static working pressure with safety factor 4 to 1.

35 bar

Material

Coupling: AISI 303 / AISI 316 L
Plug: AISI 303 / AISI 316 L
Seals: FKM

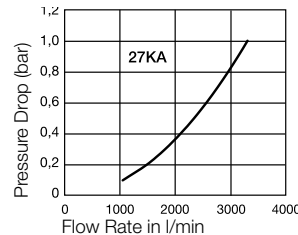
Coupling: AISI 303 / AISI 316 L
Plug: AISI 303 / AISI 316 L
Seals: FKM

Interchangeability

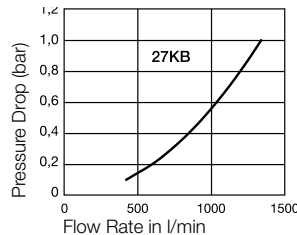
- Cejn 410

Flow diagrams

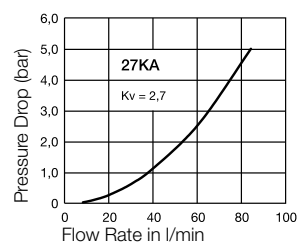
Air



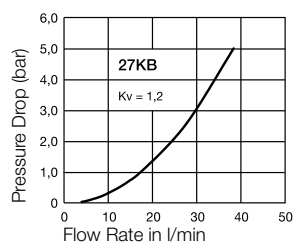
Air



Water



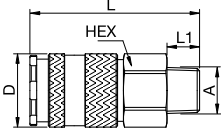
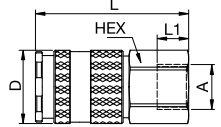
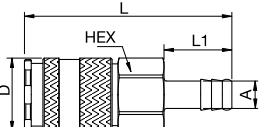
Water





Couplings – with valve

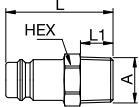
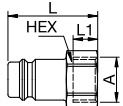
Series 27KA

	Connection A	HEX mm	HEX1 mm	L mm	L1 mm	L2 mm	D mm	B mm	G mm	Version	Part Number
 <p>Male Thread</p>	G 1/4	24		57,5	9		27			AISI 303	27KAAW13RVX
	G 3/8	24		57,5	9		27			AISI 303	27KAAW17RVX
	G 3/8	24		57,5	9		27			AISI 316 L	27KAAW17EVX
	G 1/2	24		59,5	12		27			AISI 303	27KAAW21RVX
	G 1/2	24		59,5	12		27			AISI 316 L	27KAAW21EVX
	G 3/4	32		60,5	16		27			AISI 303	27KAAW26RVX
 <p>Female Thread</p>	G 3/8	24		56,5	11		27			AISI 303	27KAIW17RVX
	G 3/8	24		56,5	11		27			AISI 316 L	27KAIW17EVX
	G 1/2	24		56,5	12		27			AISI 303	27KAIW21RVX
	G 1/2	24		56,5	12		27			AISI 316 L	27KAIW21EVX
	G 3/4	32		60,5	16		27			AISI 303	27KAIW26RVX
	G 3/4	32		60,5	16		27			AISI 316 L	27KAIW26EVX
 <p>Hose Barb</p>	8 mm	24		76,5	25		27			AISI 316 L	27KATF08EVX
	9 mm	24		76,5	25		27			AISI 303	27KATF09RVX
	9 mm	24		76,5	25		27			AISI 316 L	27KATF09EVX
	10 mm	24		76,5	25		27			AISI 316 L	27KATF10EVX
	13 mm	24		76,5	25		27			AISI 303	27KATF13RVX
	13 mm	24		76,5	25		27			AISI 316 L	27KATF13EVX
	16 mm	24		76,5	25		27			AISI 303	27KATF16RVX
	16 mm	24		76,5	25		27			AISI 316 L	27KATF16EVX
	19 mm	24		76,5	25		27			AISI 303	27KATF19RVX
	19 mm	24		76,5	25		27			AISI 316 L	27KATF19EVX



Plugs – without valve

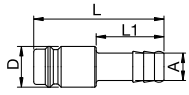
Series 27KA

	Connection A	HEX mm	HEX1 mm	L mm	L1 mm	L2 mm	D mm	B mm	G mm	Version	Part Number
 <p>Male Thread</p>	G 1/4	17		36,5	9					AISI 303	27SFAW13RXX
	G 1/4	17		36,5	9					AISI 316 L	27SFAW13EXX
	G 3/8	19		36,5	9					AISI 303	27SFAW17RXX
	G 3/8	19		36,5	9					AISI 316 L	27SFAW17EXX
	G 1/2	24		40	12					AISI 303	27SFAW21RXX
	G 1/2	24		40	12					AISI 316 L	27SFAW21EXX
	G 3/4	32		45	16					AISI 303	27SFAW26RXX
	G 3/4	32		45	16					AISI 316 L	27SFAW26EXX
 <p>Female Thread</p>	G 3/8	19		33	9					AISI 303	27SFIW17RXX
	G 3/8	19		33	9					AISI 316 L	27SFIW17EXX
	G 1/2	24		37	12					AISI 303	27SFIW21RXX
	G 1/2	24		37	12					AISI 316 L	27SFIW21EXX
	G 3/4	32		42	16					AISI 303	27SFIW26RXX
	G 3/4	32		42	16					AISI 316 L	27SFIW26EXX



Plugs – without valve

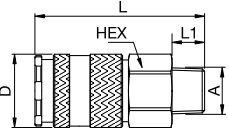
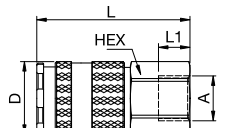
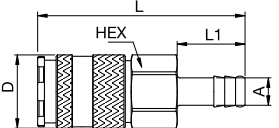
Series 27KA

	Connection A	HEX mm	HEX1 mm	L mm	L1 mm	L2 mm	D mm	B mm	G mm	Version	Part Number
 <p>Hose Barb</p>	6 mm			48	25		15			AISI 303	27SFTF06RXX
	8 mm			48	25		15			AISI 303	27SFTF08RXX
	9 mm			48	25		15			AISI 303	27SFTF09RXX
	9 mm			48	25		15			AISI 316 L	27SFTF09EXX
	10 mm			48	25		15			AISI 303	27SFTF10RXX
	13 mm			48	25		15			AISI 303	27SFTF13RXX
	13 mm			48	25		15			AISI 316 L	27SFTF13EXX
	16 mm			49	25		18			AISI 303	27SFTF16RXX
	16 mm			49	25		18			AISI 316 L	27SFTF16EXX
	19 mm			49	25		21			AISI 303	27SFTF19RXX
	19 mm			49	25		21			AISI 316 L	27SFTF19EXX

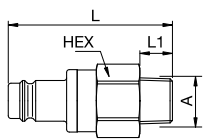
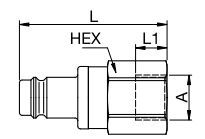
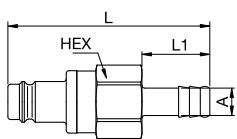


Couplings – with valve

Series 27KB


	Connection A	HEX mm	HEX1 mm	L mm	L1 mm	L2 mm	D mm	B mm	G mm	Version	Part Number
 <p>Male Thread</p>	G 1/4	24		57,5	9		27			AISI 303	27KBAW13RVX
	G 3/8	24		57,5	9		27			AISI 303	27KBAW17RVX
	G 3/8	24		57,5	9		27			AISI 316 L	27KBAW17EVX
	G 1/2	24		59,5	12		27			AISI 303	27KBAW21RVX
	G 1/2	24		59,5	12		27			AISI 316 L	27KBAW21EVX
	G 3/4	32		60,5	16		27			AISI 303	27KBAW26RVX
	G 3/4	32		60,5	16		27			AISI 316 L	27KBAW26EVX
 <p>Female Thread</p>	G 1/4	24		56,5	10		27			AISI 316 L	27KBIW13EVX
	G 3/8	24		56,5	11		27			AISI 303	27KBIW17RVX
	G 3/8	24		56,5	11		27			AISI 316 L	27KBIW17EVX
	G 1/2	24		56,5	12		27			AISI 303	27KBIW21RVX
	G 1/2	24		56,5	12		27			AISI 316 L	27KBIW21EVX
	G 3/4	32		60,5	16		27			AISI 303	27KBIW26RVX
	G 3/4	32		60,5	16		27			AISI 316 L	27KBIW26EVX
 <p>Hose Barb</p>	13 mm	24		76,5	25		27			AISI 303	27KBTF13RVX
	13 mm	24		76,5	25		27			AISI 316 L	27KBTF13EVX
	16 mm	24		76,5	25		27			AISI 303	27KBTF16RVX
	16 mm	24		76,5	25		27			AISI 316 L	27KBTF16EVX
	19 mm	24		76,5	25		27			AISI 303	27KBTF19RVX
	19 mm	24		76,5	25		27			AISI 316 L	27KBTF19EVX



	Connection A	HEX mm	HEX1 mm	L mm	L1 mm	L2 mm	D mm	B mm	G mm	Version	Part Number
 <p>Male Thread</p>	G 1/4	24		55,5	9					AISI 303	27SBAW13RVX
	G 3/8	24		55,5	9					AISI 303	27SBAW17RVX
	G 3/8	24		55,5	9					AISI 316 L	27SBAW17EVX
	G 1/2	24		57,5	12					AISI 303	27SBAW21RVX
	G 1/2	24		57,5	12					AISI 316 L	27SBAW21EVX
	G 3/4	32		58,5	16					AISI 303	27SBAW26RVX
	G 3/4	32		58,5	16					AISI 316 L	27SBAW26EVX
 <p>Female Thread</p>	G 1/4	24		54,5	10					AISI 303	27SBIW13RVX
	G 1/4	24		54,5	10					AISI 316 L	27SBIW13EVX
	G 3/8	24		54,5	10					AISI 303	27SBIW17RVX
	G 3/8	24		54,5	10					AISI 316 L	27SBIW17EVX
	G 1/2	24		54,5	12					AISI 303	27SBIW21RVX
	G 1/2	24		54,5	12					AISI 316 L	27SBIW21EVX
	G 3/4	32		58,5	16					AISI 303	27SBIW26RVX
 <p>Hose Barb</p>	9 mm	24		74,5	25					AISI 303	27SBTF09RVX
	9 mm	24		74,5	25					AISI 316 L	27SBTF09EVX
	13 mm	24		74,5	25					AISI 303	27SBTF13RVX
	13 mm	24		74,5	25					AISI 316 L	27SBTF13EVX
	16 mm	24		74,5	25					AISI 303	27SBTF16RVX
	16 mm	24		74,5	25					AISI 316 L	27SBTF16EVX
	19 mm	24		74,5	25					AISI 303	27SBTF19RVX
19 mm	24		74,5	25					AISI 316 L	27SBTF19EVX	

Nominal Diameter

9,5 = 71 mm²



Rectus Series

1800

Low Pressure



Other designs in series 1800

The following other designs can be found from page:

► Brass / Steel

P. 140

Technical Description

The 1800 series in stainless steel is used mainly for applications in the area of liquids with aggressive media. The coupling system stands out for its robust, compact design and high corrosion resistance.

Dust Protections  (P. 319)
for Coupling Part.-No. 5026-QC
for Plug Part.-No. 2526-QC

Working Temperature*
-25°C up to +200°C (FKM)
depending on the medium.

* For temperatures below -25°C and over +200°C and depending on the medium, other seal variants (EPDM, FFKM) are available.



Working Pressure**

35 bar

** maximum static working pressure with safety factor 4 to 1.

50 bar

Features

• Single-hand operation

• Two-hand operation

Material

Coupling: AISI 316
Plug: AISI 316
Seals: FKM

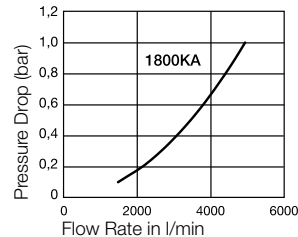
Coupling: AISI 316
Plug: AISI 316
Seals: FKM

Interchangeability

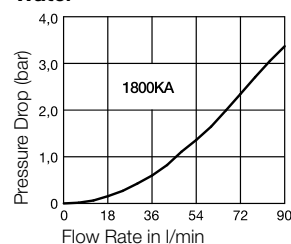
• Tema Design

Flow diagrams

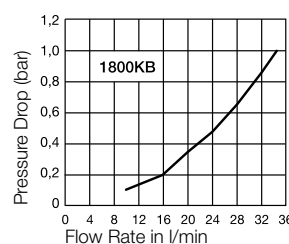
Air



Water



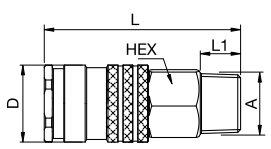
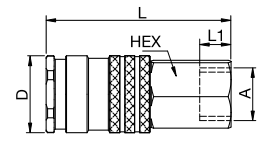
Water





Couplings – with valve

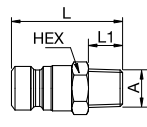
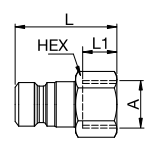
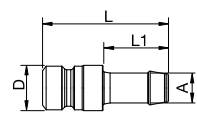
Series 1800KA

	Connection A	HEX mm	HEX1 mm	L mm	L1 mm	L2 mm	D mm	B mm	G mm	Version	Part Number
 <p>Male Thread</p>	G 1/2	22		54	13		27				1800KAAW21EVX
 <p>Female Thread</p>	G 3/8	22		54	10		27				1800KAIW17EVX
	G 1/2	24		55	10		27				1800KAIW21EVX

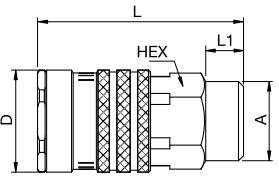
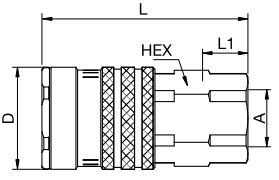


Plugs – without valve

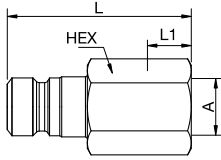
Series 1800KA

	Connection A	HEX mm	HEX1 mm	L mm	L1 mm	L2 mm	D mm	B mm	G mm	Version	Part Number
 <p>Male Thread</p>	G 3/8	19		36	10						1800SFAW17EXX
 <p>Female Thread</p>	G 3/8	22		36	10						1800SFIW17EXX
 <p>Hose Barb</p>	6 mm			44	23		16				1800SFTF06EXX





Couplings – with valve **Series 1800KB**

	Connection A	HEX mm	HEX1 mm	L mm	L1 mm	L2 mm	D mm	B mm	G mm	Version	Part Number
 <p>Male Thread</p>	G 1/2	22		54	10		27				1800KBAW21EVX
 <p>Female Thread</p>	G 3/8	22		54	9		27				1800KBIW17EVX
	G 1/2	24		55	9		27				1800KBIW21EVX

Plugs – with valve **Series 1800KB**

	Connection A	HEX mm	HEX1 mm	L mm	L1 mm	L2 mm	D mm	B mm	G mm	Version	Part Number
 <p>Female Thread</p>	G 3/8	22		49	10						1800SBIW17EVX
	G 1/2	25		50	9						1800SBIW21EVX

Cross-Reference-List

Connection	Thread	Rectus Part Number old	Tema Part Number old	Part Number new	Page
 Couplings – with valve					
Male Thread	G 1/2		1800 ARV	1800KAAW21EVX	221
Female Thread	G 3/8		1800 RV	1800KAIW17EVX	221
	G 1/2		1800 BRV	1800KAIW21EVX	221
 Plugs – without valve					
Male Thread	G 3/8		18210 R	1800SFAW17EXX	221
Female Thread	G 3/8		18410 R	1800SFIW17EXX	221
Hose Barb	6 mm		18006 RF	1800SFTF06EXX	221
 Couplings – with valve					
Male Thread	G 1/2		1800 NARV	1800KBAW21EVX	222
Female Thread	G 3/8		1800 NRV	1800KBIW17EVX	222
	G 1/2		1800 NBRV	1800KBIW21EVX	222
 Plugs – with valve					
Female Thread	G 3/8		18410 RV	1800SBIW17EVX	222
	G 1/2		18422 RV	1800SBIW21EVX	222

Nominal Diameter

4,3 - 20



Rectus Series

70

**Technical Description**

Coupling series in sizes 1/8" to 1" with plug profile compliant with ISO 7241-1 series B. Particularly suited to use with liquid media.

Coupling system with two-hand operation, i.e. both hands are required when coupling/uncoupling. The coupling series stands out for its high flow rates against a low pressure drop.

Working Temperature*

-15°C up to +200°C (FKM) depending on the medium.

* For temperatures below -15°C and over +200°C and depending on the medium, other seal variants (EPDM, FFKM) are available.

**Working Pressure****

see charts

** maximum static working pressure with safety factor 4 to 1.

Material

Coupling: AISI 303 / AISI 316 L

Plug: AISI 303 / AISI 316 L

Seals: FKM

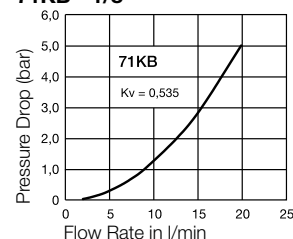
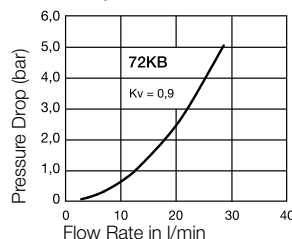
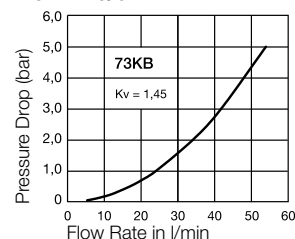
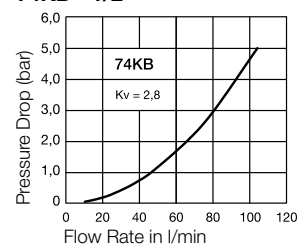
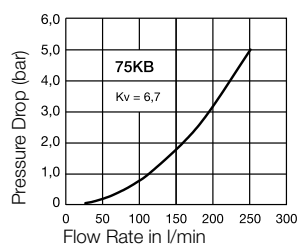
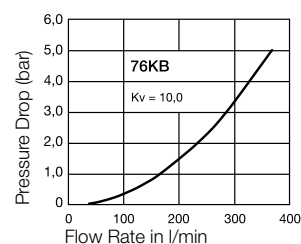
Interchangeability

• ISO 7241-1 Series B

Other designs in series 70

The following other designs can be found from page:

- ▶ Brass / Steel P. 174
- ▶ Thermoplastic P. 246

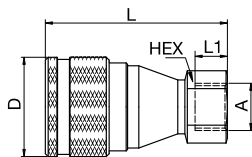
Flow diagrams Water**71KB - 1/8"****72KB - 1/4"****73KB - 3/8"****74KB - 1/2"****75KB - 3/4"****76KB - 1"**



Couplings – with valve

Series 70KB

Size	Connection A	HEX mm	HEX1 mm	L mm	L1 mm	L2 mm	D mm	B mm	Working Pressure max. / bar	Version	Part Number
1/8	G 1/8	14		48,5	7		25		250	AISI 303	71KBIW10RVX
1/8	G 1/8	14		48,5	7		25		250	AISI 316 L	71KBIW10EVX
1/4	G 1/4	19		57,5	10		29		250	AISI 303	72KBIW13RVX
1/4	G 1/4	19		57,5	10		29		250	AISI 316 L	72KBIW13EVX
3/8	G 3/8	22		64	11,5		35		250	AISI 303	73KBIW17RVX
3/8	G 3/8	22		64	11,5		35		250	AISI 316 L	73KBIW17EVX
1/2	G 1/2	27		76	16		44,5		250	AISI 303	74KBIW21RVX
1/2	G 1/2	27		76	16		44,5		250	AISI 316 L	74KBIW21EVX
3/4	G 3/4	34		96	24		55		160	AISI 303	75KBIW26RVX
3/4	G 3/4	34		96	24		55		160	AISI 316 L	75KBIW26EVX
1	G 1	41		105,5	24		62		100	AISI 303	76KBIW33RVX
1	G 1	41		105,5	24		62		100	AISI 316 L	76KBIW33EVX



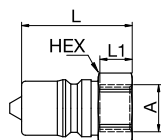
Female Thread



Plugs – with valve

Series 70KB

Size	Connection A	HEX mm	HEX1 mm	L mm	L1 mm	L2 mm	D mm	B mm	Working Pressure max. / bar	Version	Part Number
1/8	G 1/8	14		29,5	7				250	AISI 303	71SBIW10RVX
1/8	G 1/8	14		29,5	7				250	AISI 316 L	71SBIW10EVX
1/4	G 1/4	19		35	10				250	AISI 303	72SBIW13RVX
1/4	G 1/4	19		35	10				250	AISI 316 L	72SBIW13EVX
3/8	G 3/8	22		39	11,5				250	AISI 303	73SBIW17RVX
3/8	G 3/8	22		39	11,5				250	AISI 316 L	73SBIW17EVX
1/2	G 1/2	27		48	16				250	AISI 303	74SBIW21RVX
1/2	G 1/2	27		48	16				250	AISI 316 L	74SBIW21EVX
3/4	G 3/4	36		60	24				160	AISI 303	75SBIW26RVX
3/4	G 3/4	36		60	24				160	AISI 316 L	75SBIW26EVX
1	G 1	41		65	24				100	AISI 303	76SBIW33RVX
1	G 1	41		65	24				100	AISI 316 L	76SBIW33EVX




Female Thread

RectuChem / RectuPom

Chemical Resistance

RectuChem

This quick connect coupling system made of polyvinyl fluoride (PVDF) has been designed for increased resistance of chemicals. The stable spring made of high quality stainless steel guarantees a secure connection and permanent functionality.




RectuChem+

This quick connect coupling system completely made of solid plastic is extremely resistant to all organic and mineral media. The resistance of the sealing materials, the PVDF base material and the spring fittings made of PEEK offer virtually unlimited application possibilities. The system is excellently suited for media that must not be contaminated by metal radicals.



RectuPom

The tried and tested, quick connect coupling system made of thermoplastic polymer stands out for its unparalleled, high mechanical strength and outstanding resistance to liquids and high temperatures. The plug is automatically locked in position when pushed in. To disconnect, simply pull back the sleeve.



The following details are non-binding guide values to determine chemical resistance.
If in doubt, please ask your consultant.

RectuChem (PVDF) chemical resistance

1 = resistant

2 = limited resistance

3 = not resistant

Chemicals	Temperature					
	20°C	50°C	70°C	100°C	110°C	120°C
Acetaldehyde	3					
Acetanhydride	3	3	3			
Acetic acid (100%)	1	1	2	3	3	
Acetic acid (50%)	1	1	1	1	1	
Acetic acid (80%)	1	1	1	1		
Acetone	3	3				
Acetone (50% water)	2	2	3			
Acetone nitrile	1	1	2			
Acetophenone	1	2	3	3		
Acetyl acetone	3			3		
Acetyl chloride	3	3				
Acryl nitrile	1	2				
Adipic acid, diluted	1	1	1			
Allyl chloride	1	1	1	1		
Aluminium chloride	1	1	1	1	1	1
Aluminium chloride (50%)	1	1	1			
Aluminium fluoride	1	1	1	1	1	1
Aluminium fluoride (50%)	1	1	1			
Aluminium hydroxide	1	1	1	1	1	1
Aluminium nitrate	1	1	1	1	1	1
Aluminium nitrate (50%)	1	1	1			
Aluminium potassium sulphate	1	1	1	1	1	1
Aluminium sulphate	1	1	1			
Ammonia (30%)	1	1	1	1		
Ammonia, anhydrous	1	1	1	1	1	1
Ammonium aluminium sulphate	1	1	1	1	1	1
Ammonium carbonate	1	1	1	1	1	1
Ammonium chloride	1	1	1	1	1	1
Ammonium chloride (50%)	1	1	1	1	1	1
Ammonium fluoride	1	1	1	1	1	1
Ammonium fluoride (20%)	1	1	1	1	1	1
Ammonium hydroxide	1	1	1	1	1	1
Ammonium nitrate	1	1	1	1	1	1
Ammonium nitrate (50%)	1	1	1	1	1	1
Ammonium phosphate	1	1	1	1	1	1
Ammonium phosphate (50%)	1	1	1	1	1	1
Ammonium sulphate	1	1	1	1	1	1
Ammonium sulphate (50%)	1	1	1	1	1	1
Ammonium sulphide	1	1	1	1	1	1
Amyl acetate	1	1	2	3	3	
Amyl alcohol	1	1	1	1	1	1
Amyl chloride	1	1	1	1	1	1
Amyl chloride (50%)	1	1	1	1	1	1
Aniline	1	2	2	3		
Antimony trichloride	1					
Aqua regia			3			
Arsenic acid	1	1	1	1	1	1
Barium carbonate	1	1	1	1	1	1
Barium chloride	1	1	1	1	1	1
Barium hydroxide	1	1	1	1	1	1
Barium sulphide	1	1	1	1	1	1
Benzaldehyde	2	2	3			
Benzene	1	2	2			

Chemicals	Temperature					
	20°C	50°C	70°C	100°C	110°C	120°C
Benzene-sulphonic acid	1	3				
Benzoic acid	1	1	1	1	1	1
Benzoic acid methyl ester	1		3			
Benzyl alcohol	1	1	1	1	1	1
Benzyl chloride	1	2	2	3	3	3
Borax	1	1	1	1	1	1
Boric acid	1	1	1	1	1	1
Bromic acid	1	1	1	1	1	
Bromine water	1	1	1	1		
Bromine, dry	1	1	1			
Butadiene	1	1	1	1		
Butene	1	1	1	1	1	1
Butyl acetate	1	2	3	3		
Butyl acrylate	1	2	3	3		
Butyl glycol	1	1	1	1	1	1
Butyl phenol	1	1	1	1		
Butyric acid	1	1	1	1	1	
Calcium carbonate	1	1	1	1	1	1
Calcium chlorate	1	1	1	1	1	1
Calcium chloride	1	1	1	1	1	1
Calcium disulphate	1	1	1	1	1	1
Calcium hydrogen sulphite	1	1	1	1	1	1
Calcium hydroxide	1	1	1	1	1	1
Calcium hypochlorite	1	1	1	1	1	1
Calcium nitrate (50%)	1	1	1	1		
Calcium nitrate	1	1	1	1	1	1
Calcium sulphate	1	1	1	1	1	1
Capric acid	1	1	1			
Caprylic acid	1	1	1	2		
Carbon dioxide, wet or dry	1	1	1	1	1	1
Carbon disulphide	1					
Carbon tetrachloride	1	1	1	1	1	1
Caustic soda (10%), Caustic soda (30%)	1	1	1	1		
Caustic soda (50%)	1	1	1	3		
Chlorine (50%)	1	1	1	1		
Chlorine dioxine (15%)	1	1	1			
Chlorine, dry	1	1	1	1		
Chlorine, wet	1	1	1	1		
(Mono-)chloroacetic acid (50%)	1	1	1	1		
(Mono-)chloroacetic acid (100%)	1	1	1	1		
Chlorobenzene	1	1	1	2		
Chlorodifluoromethane	1	1	1	1		
Chloroform	1	1	1	1		
Chlorosulphonic acid	1	1				
Chromic acid (50%)	1	1	2			
Chromyl chloride	1	1				
Citric acid (50%)	1	1	1	1	1	1
Coconut oil	1	1	1	1	1	1
Coke oven gas	1	1	1	1	1	1
Copper chloride	1	1	1	1	1	1
Copper cyanide	1	1	1	1	1	1
Copper fluoride	1	1	1	1	1	1
Copper nitrate	1	1	1	1	1	1

Chemicals	Temperature					
	20°C	50°C	70°C	100°C	110°C	120°C
Copper sulphate	1	1	1	1		
Corn oil	1	1	1	1	1	1
Credonaldehyde	1	1	1	1	1	1
Crude oil	1	1	1	1	1	1
Cyclohexane	1	1	1	1	1	1
Cyclohexanol	1	1	1	2		
Cyclohexanone	1	3	3	3		
Dextrine	1	1	1	1	1	
Diacetone alcohol	1	2	3	3		
Dichlorodiflourmethane	1	1	1	1		
Diesel fuel	1	1	1	1	1	1
Diethyl ether	1	2				
Diethylamine	1	3	3			
Diethylenetriamine	1	1	2	3		
Diglycolic acid	1					
Diisobutyl ketone	1	1	1	1		
Diisopropyl ether	1	1				
Dimethyl amine	3	3	3	3		
Dimethyl aniline	1	2	3	3	3	
Dimethyl formamide			3			
Dimethyl phthalate	1	2	3	3		
1, 4-Dioxane	3	3	3			
Epichlorohydrine	3	3				
Ethyl acetate	1	2	3	3		
Ethyl acrylate	1	2	3	3		
Ethyl alcohol	1	1	1	1	1	1
Ethyl chloride	1	1	1	1	1	1
Ethylene bromide (1,2-Dibromoethane)	1	1	1	1	1	1
Ethylene chloride (1,2-Dichloroethane)	1	1	1	1	1	1
Ethylene chlorohydrine	1	2	3	3		
Ethylene diamine	3	3				
Ethylene glycol	1	1	1	1	1	1
Ethylene oxide	1	1				
Fats (triglycerides of long or medium chain fatty acids)	1	1	1	1		
Fatty acids (long chain)	1	1	1	1	1	1
Fatty acids (medium chain)	1	1	1			
Fluoric acid (70%), hydrogen fluoride (100%)	1	1	1	1		
Fluoric acid (hydrogen fluoride) (35%)	1	1	1	1	1	1
Fluorine	1					
Formaldehyde (37%, Formalin, Wz)	1	1				
Formic acid	1	1	1	1	1	1
Fuel oil (EL)	1	1	1	1	1	1
Furane	3	3				
Furfural	2	3	3	3		
Gallic acid	1	2				
Gear oil ARAL Energol HL 32	1	1				
Gear oil ARAL Montanol GM 220	1	1	1			
Gear oil BP Energol H-PC 220	1	1	1			
Gear oil Shell Tellus oil 32	1	1	1			
Gear oil Shell Tonna oil T 220	1	1	1			
Glucose	1	3				
Glycerin	1	1	1	1	1	1
1, 2-Glycol	1	2	2	3	3	3
Glycolic acid (hydroxyacetic acid)	1	1	1	1	1	1
Heptane	1	1	1	1	1	1
Hexamethyldisilazane (HMDS)	1	1	1	1	1	1
Hexane	1	1	1			
Hydrazine UDMH 50/50	1	1	1	1	1	
Hydrobromic acid	1	1	1	1	1	1
Hydrochloric acid (20%), hydrochloric acid (conc.)	1	1	1	1	1	1

Chemicals	Temperature					
	20°C	50°C	70°C	100°C	110°C	120°C
Hydrochloric acid (gaseous)	1	1	1	1	1	1
Hydrogen	1	1	1	1	1	1
Hydrogen cyanide	1	1	1	1	1	1
Hydrogen peroxide (30%)	1	1	1	1	1	1
Hydrogen peroxide (90%)	1					
Hydrogen phosphide	1	1				
Hydrogen sulphide, wet or dry	1	1	1	1	1	1
Hydroiodic acid (48% + 12%J2)	1	1	1	1	1	1
Hypochlorous acid	1	1	1	1	1	1
Iodine, wet; Iodine, dry	1	1	1	1	1	1
Iodoform	1	1	1	1		
Iron (II) chloride	1	1	1	1	1	1
Iron (II) nitrate, Iron (III) nitrate	1	1	1	1	1	1
Iron (II) sulphate, Iron (III) sulphate	1	1	1	1	1	1
Iron (III) chloride (50%)	1	1	1	1	1	1
Iron (III) sulphate (50%)	1	1	1	1		
Isooctane	1	1	1	1		
Jet fuel IP4 and IP5	1	1	1	1		
Kerosine	1	1	1	1		
Lactic acid	1	2	3	3		
Lauric acid	1	1	1	1	1	1
Lauryl chloride	1	1	1			
Lead acetate	1	1	1	1	1	1
Lead tetraethyl	1	1	1	1	1	1
Linoleic acid	1	1	1	1		
Linseed oil	1	1	1	2		
Magnesium carbonate	1	1	1	1		
Magnesium chloride	1	1	1	1		
Magnesium hydroxide	1	1	1	2		
Magnesium nitrate	1	1	1	1		
Magnesium sulphate	1	1	1			
Maleic acid	1	1	1	1		
Mercuric chloride	1	1	1	1	1	1
Mercuric cyanide	1	1	1	1	1	1
Mercuric nitrate	1	1	1	1	1	1
Mercury	1	1	1	1	1	1
Methane	1	1	1	1		
Methane sulphonic acid (50%)	1	1	1	1		
Methyl alcohol	1	1				
Methyl bromide	1	1	1	1	1	1
Methyl chloride	1	1	2			
Methyl ethyl ketone	3	3	3	3		
Methyl isobutyl ketone	1	2	3	3		
Methylene chloride	2	2				
Milk	1	1	1	1		
Mineral oil	1	1	1	1	1	
Mineral oil	1	1	1	1	1	1
Monoethanolamine	3	3				
Morpholine	2	3	3			
N, N-Dimethyl acetamide			3			
Naphtha	1	1	1	1	1	1
Naphthalene	1	1	1	2		
Natural gas	1	1	1	1	1	1
n-Butanol	1	1	1	1	1	1
n-Butyl amine	3	3				
n-Butyl bromide	1	1	1	1	1	1
n-Butyl chloride	1	1	1	1	1	1
n-Butyl mercaptane	1	1	1	1	1	1
Nickel chloride	1	1	1	1	1	1
Nickel nitrate	1	1	1	1	1	1

Chemicals	Temperature					
	20°C	50°C	70°C	100°C	110°C	120°C
Nickel sulphate	1	1	1	1	1	1
Nicotine	1	2	2			
Nicotinic acid	1	1	1	1	1	1
Nitrating acid	1	1	2			
Nitric acid (15%), Nitric acid (30%)	1	1	1	1		
Nitric acid (65%)	1	1	1			
Nitric acid (fuming)	2	2				
Nitrobenzene	1	2	3			
Nitrogen dioxide	1	1	1	1		
Nitromethane	2	3				
Nitrous acid	1	1	1	1		
N-Methylpyrrolidone			3			
Octane	1	1	1	1	1	1
Octene	1	1	1	1	1	1
o-Dichlorobenzene						
Oil (triglyceride)	1	1	1	1		
Oleic acid	1	1	1	1	1	1
Oleum	3					
Oxalic acid	1	1	2	3		
Oxygen	1	1	1	1	1	1
Ozone	1	1	1	1	1	1
Palmitic acid	1	1	1	1	1	1
Paraldehyde	1	1	1			
Perchloroethylene	1	1	1	1	1	1
Perchloric acid (10%)	1	1	1	1		
Perchloric acid (72%)	1	1				
Petrol (leaded)	1	1	1	1	1	1
Petrol (unleaded)	1	1	1	1	1	1
Phenol (10%)	1	1	1	1		
Phenol (100%)	1	1	1	2		
Phenylhydrazine	1	1				
Phosphoric acid (30%)	1	1	1	1	1	1
Phosphoric acid (85%)	1	1	1	1	1	
Phosphorous pentoxide	1	1	1	1		
Phosphorous trichloride	1	1	1	1		
Phthalic acid	1	1	1	1		
Picric acid	1					
Potassium bromide	1	1	1	1	1	1
Potassium carbonate	1	1	1	1	1	1
Potassium chlorate	1	1	1	1	1	
Potassium chloride	1	2	3	3		
Potassium cyanide	1	2	3	3		
Potassium dichromate	3	3				
Potassium hydroxide	1	2	2	3		
Potassium nitrate	1	1	1	1	1	1
Potassium permanganate	1	1	1	1	1	1
Potassium sulphate	1	1	1	1	1	1
Potassium sulphide	1	1	1	1	1	1
Potassium terrocyanide	3	3				
Propane	1	1	1	1	1	1
Propanol	1	1	2	3		
Propylene carbonate			3			
Propylene oxide	3					
Pyridine	3	3	3			
Pyrogalllic acid	1	1				
Salicylic acid	1	1	1	1		
sec-Butanol	1	1	1	1	1	1
sec-Butyl amine	3	3				
Silicon tetrachloride	1					
Silver cyanide	1	1	1	1	1	1

Chemicals	Temperature					
	20°C	50°C	70°C	100°C	110°C	120°C
Silver nitrate	1	1	1	1	1	1
Sodium acetate	1	1	1	1	1	1
Sodium benzoate	1	1	1	1	1	1
Sodium bicarbonate (Sodium hydrogen carbonate)	1	1	1	1	1	1
Sodium bisulphate (Sodium hydrogen sulphate)	1	1	1	1	1	1
Sodium bisulphite (Sodium hydrogen sulphite)	1	1	1	1	1	1
Sodium bromide	1	1	1	1	1	1
Sodium carbonate	1	1	1	1	1	1
Sodium carbonate (40%)	1	1	1			
Sodium chlorate	1	1	1	1	1	1
Sodium chloride	1	1	1	1	1	1
Sodium cyanide	1	1	1	1	1	1
Sodium fluoride	1	1	1	1	1	1
Sodium hypochloride	1	1	1	1	1	1
Sodium nitrate	1	1	1	1	1	1
Sodium nitrite	1	1	1	1	1	1
Sodium peroxide	1	1	1	1	1	1
Sodium phosphate	1	1	1	1	1	1
Sodium silicate	1	1	1	1	1	1
Sodium sulphate	1	1	1	1	1	1
Sodium sulphide	1	1	1	1	1	1
Sodium sulphite	1	1	1	1	1	1
Sodium thiosulphate	1	1	1	1	1	1
Stearic acid	1	1	1	1	1	1
Sulphur	1	1	1	1	1	1
Sulphur chloride	1					
Sulphur dichloride	1					
Sulphur dioxide	1	1	1	1		
Sulphur trioxide	3	3				
Sulphuric acid (50%)	1	1	1	1	1	
Sulphuric acid (60%)	1	1	1	1		
Sulphuric acid (80%)	1	1	1	1	1	2
Sulphuric acid (95%)	1	1	2	3		
Sulphuric acid (fuming/monohydrate)	3	3				
Sulphurous acid	1	1	1	1		
Synthesis gas	1	1	1	1	1	1
Tall oil	1	1	1	1	1	1
tert-Butanol	1	1	1	1	1	1
tert-Butyl amine	1	2	2	3		
Tetrachloroethylene	1	1	1	2		
Tetrahydrofuran	2	3				
Tetramethyl ammonium hydroxide (50%)	1	1	1	1		
Thionyl chloride	1	2				
Titanium tetrachloride	1	1				
Toluol	1	1	1	2		
Tributyl phosphate	1	1	1	1		
Trichloroacetic acid	1	2	3	3		
1.1.1-Trichloroethane	1	1	2			
Trichloroethylene	1	1	1	1	1	1
Trichlorofluoromethane	1	1	1	1		
Triethyl amine	1	1	2	3		
Urea (50%)	1	1	1	1	1	1
Vinyl acetate	1	1	1	1	1	1
Water, seawater	1	1	1	1	1	1
Xylol	1	1	1			
y-Butyrol acetone			3			
Zinc chloride (50%)	1	1	1	1	1	1
Zinc nitrate (50%)	1	1	1	1	1	1
Zinc sulphate (50%)	1	1	1	1	1	1

RectuPom chemical resistance

1 = resistant
2 = limited resistance
3 = not resistant

Weight increase < 3% or weight loss < 0.5% and/or decrease in tensile strength < 15%
Weight increase 3 - 8% or weight loss 0.5 - 3% and/or decrease in tensile strength 15 - 30%
Weight increase > 8% or weight loss > 3% and/or decrease in tensile strength > 30%

Chemicals	Temperature		Chemicals	Temperature		Chemicals	Temperature	
	20°C	50°C		20°C	50°C		20°C	50°C
Acetic acid (10%)*	1	1	Glycerin	1	1	Sodium bisulphite lye (pH 4.5)	3	3
Acetic acid (80%)	2	3	Glycol	1	1	Sodium carbonate (10%)	1	1
Acetone	1	2	Glycol/distilled water 48 : 52	1	1	Sodium chloride	1	1
Acetylene tetrabromide (10%)*	2	3	@Grisiron GBF 1 (5g to 100g H2O)	1	1	Sodium hydroxide (sodium lye, caustic soda)	1	1
Ammonia (10%)	1	1	Hydrochloric acid (10%)	3	3	Sodium hypochlorite (bleaching sol. about 12.5% active chlorine)	2	3
Ammonia (conc.)	1	1	Hydrogen peroxide (30%)*	1	3	Sodium nitrate @Hoechst (10%, pH 0.8)	1	1
Ammonium sulphate @Hoechst (10%, pH 5.8)	1	3	Hydroxycitronellal	1	1	Sodium o-phosphate, primary (10%)	1	1
Benzol	2	2	Ink (@Pelikan ink, blue-black)	1	3	Sodium o-phosphate, sec. (10%)	1	1
Butanol	1	1	Iron chloride (10%)	2	3	Sodium o-phosphate, tert. (10%)	1	1
Butyl acetate	1	2	Isopropyl alcohol	1	1	Soya oil	1	1
Butyraldehyde	2	2	JP 1 fuel (Shell)	1	1	Sulphur dioxide gas	3	3
Butyric acid (1%)*	1	1	JP 4 fuel (Shell)	1	1	Sulphuric acid (10%)*	1	3
Butyric acid (98)	2	2	Lactic acid (10%)*	1	2	Sulphuric acid (50%)	3	3
Calcium ammonium nitrate	1	1	Lactic acid (90%)*	1	3	Tetrahydrofuran	2	2
Calcium chloride (10%)	1	1	Lavender oil, finest	1	1	@Tetralin (Henkel)	1	2
Calcium nitrate @Hoechst (pH 6.4) (10%)	1	1	Lemongrass oil	1	1	Thiophene	2	2
Cananga oil	1	1	Methanol	1	1	Toluol	1	1
Carbon disulphide	1	1	Methyl acetate	2	2	Transformer oil (@Univolt 36, Esso)	1	1
Carbon tetrachloride	1	2	Methyl bromide	3	3	Trichlorethylene	2	2
CFC (partially halogenated)	3	3	Methyl ethyl ketone	2	2	Urine	1	1
CFC (perhalogenated)	1	1	Methyl glycol	2	2	Water, distilled	1	1
Chlorinated lime (approx. 10%)	3	3	Methyl glycol acetate	2	3	Xylol	1	1
Chlorobenzene	2	2	Methylene bromide	3	3			
Chloroethyl (DAB 6)	1	2	Methylene chloride, technical	3	3			
Chloroform	3	3	Methylisobutylketone	1	1			
Chromic acid (3%)	2	2	Methylisopropylketone	1	1			
@Complezal Type Blue 12+12+17+2 (10%, pH 5.8)	1	1	Mineral oil	1	1			
Citric acid (10%)	1	3	Mobil oil HD SAE 20 after 3000 km	1	1			
Clophen A 60 (Bayer)	1	1	Mobil oil SAE 20	1	1			
Coffee (@Nescafe)	1	1	Natural gas	1	1			
Copper sulphate (10%)	1	1	n-Hexane	1	1			
Developer solution 1:50 (pH 10.9) (@Rodinal Agfa)	1	1	Nickel sulphate (10%)	1	1			
Developer solution 1:100 (pH 10.4) (@Rodinal Agfa)	1	1	Nitric acid (10%)	3	3			
Dibutyl phthalate	1	1	Nitrogen phosphate @Hoechst (10%, pH 5.1)	1	1			
Diesel oil	1	1	Nitrous gases	3	3			
Dimethyl phthalate	1	2	Normal car petrol	1	1			
Diocetyl sebacate	1	1	Oil of cloves	1				
Dioxane	2	2	Olive oil	1	2			
Engine oil BP HP 20	1	1	Ozone	3	3			
Engine oil SAW 40 (Caltrex)	1	1	Peat water (pH 3.7)	1	1			
Ethanol (96%)	1	1	Perchloroethylene	1	2			
Ether (DAB 6)	1	1	@Persil 59 (5%, Henkel)	1	1			
Ethyl acetate	2	2	Petrol (BP 100-140°C)	1	1			
Ethyl glycol	1	2	Petrol with 15 ... 20% methanol	1	1			
Fixing bath solution (pH 5.4)	1	2	Petrol/benzol mixture (super grade petrol)	1	1			
Formaldehyde (40%)	1	1	Petroleum	1	1			
Formic acid (10%)*	1	3	Phenol	3	3			
Fuel oil EL	1	1	Phosphoric acid (25%)	1	3			
Galbanum resin	1		Potassium hydroxide (potash lye, caustic potash)	1	1			
@Genantin drinking water 1:1 (+1% @Donax C, Shell)	1		Potassium permanganate (10%)*	1	1			
Glacial acetic acid	2	3	Seawater (North Sea)	1	1			
			Sodium bicarbonate (10%)	1	1			

* Because of the acid or oxidizing nature of these chemicals, practical trials are recommended before prolonged contact with Rectus products.

The results were obtained using injection-moulded, 1 mm thick test samples after a test duration of 60 days. During this, the test samples were under the influence of no external tension.

Resistance table for O-rings


1 = resistant
2 = limited resistance
3 = not resistant

Chemicals	Seals		
	NBR	EPDM	FKM
Acetone	3	1	3
Acetylene gas	1	1	1
Alcohol	2	1	1
Alkalis	1	1	3
Aluminium sulphate	1	1	1
Ammonia, liquid	2	1	2
Ammonium hydroxide	1	1	3
Aniline	3	2	1
Anol	2	3	1
Argon gas	1	1	1
ATE Brake fluid	3	1	3
Beer	1	1	1
Benzol	2	3	1
Borax	1	1	1
Boric acid	1	1	1
Brine lye	3	3	1
Butane gas	1	2	1
Butanone	3	1	3
Butyl benzoate	3	1	1
Camphor	1	3	2
Carbolic acid	3	3	1
Carbon dioxide	1	1	1
Carbonic acid gas	1	1	1
Caustic soda	3	3	1
Chlorine	3	1	2
Chromic acid	3	2	1
Citric acid	2	1	1
Citrus oils	2	1	3
Coal gas	3	3	1
Coconut oil	1	3	1
Coke oven gas	1	3	3
Cooling water	2	1	1
Cresol	3	3	1
Diesel oil	1	3	1
Dioxane	3	2	3
Diphenyl	3	3	1
Dodecanol	2	2	2
Ether	1	2	2
Ethyl alcohol	2	1	1
Ethyl alcohol	2	1	2
Ethylene gas	1	3	1
Fatty acids	2	3	2
Fish oil	1	2	1
Fluorine	3	3	2
Formaldehyde	2	2	1
Formic acid	3	1	1
Freon 11	1	3	2
Freon 12	2	2	2
Fuel oil	1	3	1
Gallic acid	2	2	1
Gasoline	2	3	1
Gear oil	1	3	1
Glucose	1	1	1
Glycerin	1	1	1

Chemicals

Seals

	NBR	EPDM	FKM
Glycol	1	1	3
Helium gas	1	1	1
Hexane	1	3	1
Hot air up to 120°C	3	1	1
Hot air up to 200°C	3	3	1
Hydraulic oil	3	1	1
Hydrocarbon	1	3	1
Hydrogen	1	3	1
Hydrogen cyanide	2	2	1
Hydrogen sulphide, dry	3	2	1
Hydrosulphide	2	1	1
Iodine, Iodine tincture	2	2	1
Iron chloride	1	1	1
Iron nitrate	1	1	1
Isooctane	1	3	1
Lanolin	1	3	1
Lead acetate	1	2	1
Linseed oil	1	3	1
Lubricating oil	1	2	1
Magnesium sulphate (Epsom salt)	2	1	1
Mains gas	1	3	1
Mercury (Hydrargyrum)	1	1	1
Methane gas	2	3	1
Methanol	1	1	3
Methy alcohol	3	1	3
Milk	1	2	3
Mine gas	1	3	1
Mineral oil	1	3	3
Mineral oil	1	3	1
Naphtalene (stone oil)	3	3	1
Natural gas	1	2	1
Nitric acid up to 35%	3	1	2
Nitrogen	1	1	1
Nitrous oxide (laughing gas)	1	2	1
Oxygen, cold	2	1	1
Paraffin	1	3	1
Petrol	3	3	1
Petroleum	1	3	1
Potash lye	2	1	2
Potassium cyanide	3	1	1
Potassium sulphate	1	1	1
Propane gas	1	3	1
Salt solutions	1	3	3
Seawater	1	1	1
Silicic acid	1	1	1
Sodium sulphide	3	1	1
Steam up to 150°C	3	1	2
Steam up to 250°C	3	FFKM	2
Synthetic resin thinner (no nitrosolvent)	3	3	1
Tar	1	3	3
Trichloroethylene	3	3	2
Urea	1	1	1
Varnish	2	3	1
Vinegar, acetic acid	3	1	3
Water above 80°C	3	1	1
Water up to 80°C	1	1	1
Water, demineralised	3	1	3
Water, distilled	2	1	1
Xylol	3	3	2
Yeast	1	1	1

5 = 20 mm²

21

**Other designs in series 21**

The following other designs can be found from page:

- | | |
|---------------------------|--------|
| ▶ Brass / Steel | P. 30 |
| ▶ Stainless Steel | P. 192 |
| ▶ Medical Technology (MD) | P. 256 |
| ▶ Safety | P. 270 |
| ▶ Coded Systems | P. 298 |

Technical Description

Mini industrial coupling in plastics POM and PVDF with the world's most popular profile in this nominal diameter. Above average flow performance for liquid and gaseous media.

Coupling system with single-hand operation. This new type of plastic locking system with handy sleeve considerably expands the applications of this series. Two sleeve forms - tapered and cylindrical, where the tapered sleeve form facilitates handling with gloves. The color coding of the coupling and plug offers a guarantee for avoiding mix-ups between media when coupling.

Working Temperature

-20°C up to +80°C (POM)
-20°C up to +120°C (PVDF)
depending on the medium.

Other seal variants are available on request (FKM, EPDM, FFKM).

RectuPOM**RectuChem****Working Pressure****

10 bar (POM, at 20°C)
** maximum static working pressure with safety factor 4 to 1.

8 bar (PVDF, at 20°C)

Material

Coupling: POM black
Plug: POM black
Seals: NBR

Coupling: PVDF white
Plug: PVDF white
Seals: FKM

Valve types

single shut-off



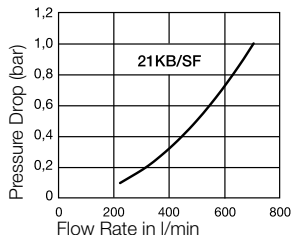
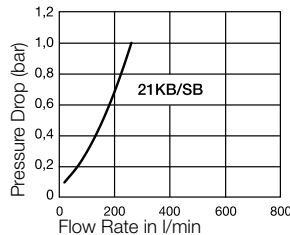
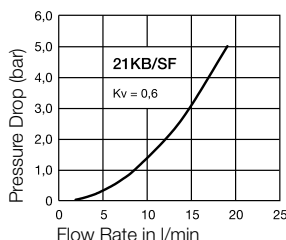
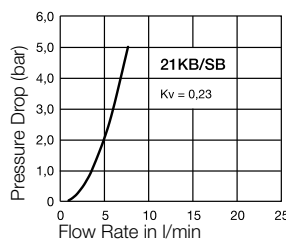
single shut-off



double shut-off



double shut-off

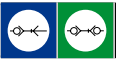
Flow diagrams**Air****Air****Water****Water**



Couplings – with valve

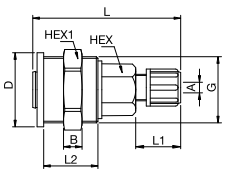
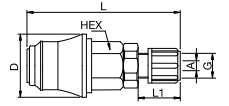
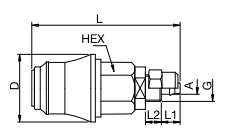
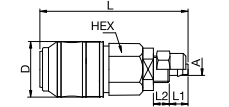
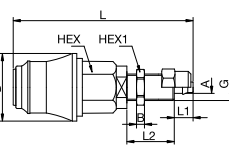
Series 21KB

	Connection A	HEX mm	HEX1 mm	L mm	L1 mm	L2 mm	D mm	B mm	G mm	Color Sleeve	Part Number POM	Part Number CHEM
<p>Male Thread with tapered sleeve</p>	G 1/8	17		50	7		25,5			Standard	21KBAW10DPX	21KBAW10FVX
	G 1/4	17		50	7		25,5			Standard	21KBAW13DPX	21KBAW13FVX
<p>Male Thread with cylindrical sleeve</p>	G 1/8	17		50	7		21			Standard	21KBAW10DPXG	21KBAW10FVXG
	G 1/8	17		50	7		21			blue	21KBAW10DPXGB	21KBAW10FVXGB
	G 1/8	17		50	7		21			green	21KBAW10DPXGG	21KBAW10FVXGG
	G 1/8	17		50	7		21			red	21KBAW10DPXGR	21KBAW10FVXGR
	G 1/8	17		50	7		21			yellow	21KBAW10DPXGY	21KBAW10FVXGY
	G 1/4	17		50	7		21			Standard	21KBAW13DPXG	21KBAW13FVXG
	G 1/4	17		50	7		21			blue	21KBAW13DPXGB	21KBAW13FVXGB
	G 1/4	17		50	7		21			green	21KBAW13DPXGG	21KBAW13FVXGG
	G 1/4	17		50	7		21			red	21KBAW13DPXGR	21KBAW13FVXGR
	G 1/4	17		50	7		21			yellow	21KBAW13DPXGY	21KBAW13FVXGY
<p>Female Thread with tapered sleeve</p>	G 1/8	17		53	8		25,5			Standard	21KBIW10DPX	21KBIW10FVX
	G 1/4	17		39	9		25,5			Standard	21KBIW13DPX	21KBIW13FVX
<p>Female Thread with cylindrical sleeve</p>	G 1/8	17		53	8		21			Standard	21KBIW10DPXG	21KBIW10FVXG
	G 1/8	17		53	8		21			blue	21KBIW10DPXGB	
	G 1/8	17		53	8		21			green	21KBIW10DPXGG	
	G 1/8	17		53	8		21			red	21KBIW10DPXGR	
	G 1/8	17		53	8		21			yellow	21KBIW10DPXGY	
	G 1/4	17		39	9		21			Standard	21KBIW13DPXG	21KBIW13FVXG
	G 1/4	17		39	9		21			blue	21KBIW13DPXGB	21KBIW13FVXGB
	G 1/4	17		39	9		21			green	21KBIW13DPXGG	21KBIW13FVXGG
	G 1/4	17		39	9		21			red	21KBIW13DPXGR	21KBIW13FVXGR
	G 1/4	17		39	9		21			yellow	21KBIW13DPXGY	21KBIW13FVXGY
<p>Panel Mount for Plastic Hose Connection for Front Panel Installation</p>	4 x 6 mm	17	27	56	7	20,5	28	7	M 25 x 1	Standard	21KBKE06DPX	21KBKE06FVX
	6 x 8 mm	17	27	56	7	20,5	28	7	M 25 x 1	Standard	21KBKE08DPX	21KBKE08FVX



Couplings – with valve

Series 21KB

	Connection A	HEX mm	HEX1 mm	L mm	L1 mm	L2 mm	D mm	B mm	G mm	Color Sleeve	Part Number POM	Part Number CHEM
 <p>for PVDF- and PE-Hoses for Front Panel Installation</p>	4 x 6 mm	17	27	62	7	20,5	28	7	M 25 x 1	Standard		21KBFR06FVX
	6 x 8 mm	17	27	66	7	20,5	28	7	M 25 x 1	Standard		21KBFR08FVX
 <p>for PVDF- and PE-Hoses with tapered sleeve</p>	4 x 6 mm	17		62	17		25,5		M 10 x 1	Standard		21KBKP06FVX
	6 x 8 mm	17		66	17		25,5		M 12 x 1	Standard		21KBKP08FVX
 <p>with Plastic Hose Connection with tapered sleeve</p>	4 x 6 mm	17		56	6	7	25,5		M 10 x 1	Standard	21KBKO06DPX	21KBKO06FVX
	6 x 8 mm	17		56	6	7	25,5		M 12 x 1	Standard	21KBKO08DPX	21KBKO08FVX
 <p>with Plastic Hose Connection with cylindrical sleeve</p>	4 x 6 mm	17		56	6	7	21			Standard	21KBKO06DPXG	21KBKO06FVXG
	4 x 6 mm	17		56	6	7	21			blue	21KBKO06DPXGB	
	4 x 6 mm	17		56	6	7	21			green	21KBKO06DPXGG	
	4 x 6 mm	17		56	6	7	21			red	21KBKO06DPXGR	
	4 x 6 mm	17		56	6	7	21			yellow	21KBKO06DPXGY	
	6 x 8 mm	17		56	6	7	21			Standard	21KBKO08DPXG	21KBKO08FVXG
	6 x 8 mm	17		56	6	7	21			blue	21KBKO08DPXGB	
	6 x 8 mm	17		56	6	7	21			green	21KBKO08DPXGG	
	6 x 8 mm	17		56	6	7	21			red	21KBKO08DPXGR	
	6 x 8 mm	17		56	6	7	21			yellow	21KBKO08DPXGY	
 <p>Panel Mount with Plastic Hose Connection with tapered sleeve</p>	4 x 6 mm	17	14	68	7	18	25,5	4	M 10 x 1	Standard	21KBKS06DPX	21KBKS06FVX
	6 x 8 mm	17	17	68	7	18	25,5	4	M 12 x 1	Standard	21KBKS08DPX	21KBKS08FVX

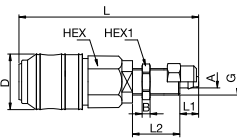
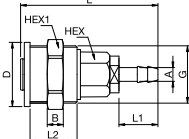
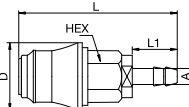
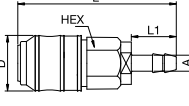


Couplings – with valve

Series 21KB

Thermoplastic

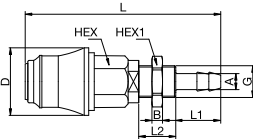
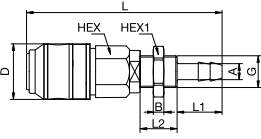
Low Pressure

	Connection A	HEX mm	HEX1 mm	L mm	L1 mm	L2 mm	D mm	B mm	G mm	Color Sleeve	Part Number POM	Part Number CHEM
 <p>Panel Mount with Plastic Hose Connection with cylindrical sleeve</p>	4 x 6 mm	17	14	68	7	18	21	4	M 10 x 1	Standard	21KBKS06DPXG	21KBKS06FVXG
	4 x 6 mm	17	14	68	7	18	21	4	M 10 x 1	blue	21KBKS06DPXGB	21KBKS06FVXGB
	4 x 6 mm	17	14	68	7	18	21	4	M 10 x 1	green	21KBKS06DPXGG	21KBKS06FVXGG
	4 x 6 mm	17	14	68	7	18	21	4	M 10 x 1	red	21KBKS06DPXGR	21KBKS06FVXGR
	4 x 6 mm	17	14	68	7	18	21	4	M 10 x 1	yellow	21KBKS06DPXGY	21KBKS06FVXGY
	6 x 8 mm	17	17	68	7	18	21	4	M 12 x 1	Standard	21KBKS08DPXG	21KBKS08FVXG
	6 x 8 mm	17	17	68	7	18	21	4	M 12 x 1	blue	21KBKS08DPXGB	
	6 x 8 mm	17	17	68	7	18	21	4	M 12 x 1	green	21KBKS08DPXGG	
	6 x 8 mm	17	17	68	7	18	21	4	M 12 x 1	red	21KBKS08DPXGR	
	6 x 8 mm	17	17	68	7	18	21	4	M 12 x 1	yellow	21KBKS08DPXGY	
 <p>Panel Mount for Hose Barb for Front Panel Installation</p>	4 mm	17	27	60	17	20,5	28	7	M 25 x 1	Standard	21KBTE04DPX	21KBTE04FVX
	6 mm	17	27	60	17	20,5	28	7	M 25 x 1	Standard	21KBTE06DPX	21KBTE06FVX
 <p>Hose Barb with tapered sleeve</p>	4 mm	17		60	17		25,5			Standard	21KBTF04DPX	21KBTF04FVX
	6 mm	17		60	17		25,5			Standard	21KBTF06DPX	21KBTF06FVX
 <p>Hose Barb with cylindrical sleeve</p>	4 mm	17		60	17		21			Standard	21KBTF04DPXG	21KBTF04FVXG
	4 mm	17		60	17		21			blue	21KBTF04DPXGB	21KBTF04FVXGB
	4 mm	17		60	17		21			green	21KBTF04DPXGG	21KBTF04FVXGG
	4 mm	17		60	17		21			red	21KBTF04DPXGR	21KBTF04FVXGR
	4 mm	17		60	17		21			yellow	21KBTF04DPXGY	21KBTF04FVXGY
	6 mm	17		60	17		21			Standard	21KBTF06DPXG	21KBTF06FVXG
	6 mm	17		60	17		21			blue	21KBTF06DPXGB	21KBTF06FVXGB
	6 mm	17		60	17		21			green	21KBTF06DPXGG	21KBTF06FVXGG
	6 mm	17		60	17		21			red	21KBTF06DPXGR	21KBTF06FVXGR
	6 mm	17		60	17		21			yellow	21KBTF06DPXGY	21KBTF06FVXGY



Couplings – with valve

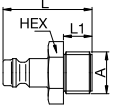
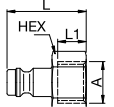
Series 21KB

	Connection A	HEX mm	HEX1 mm	L mm	L1 mm	L2 mm	D mm	B mm	G mm	Color Sleeve	Part Number POM	Part Number CHEM
 <p>Panel Mount with Hose Barb with tapered sleeve</p>	4 mm	17	14	74	17	14	25,5	4	M 10 x 1	Standard	21KBTS04DPX	21KBTS04FVX
	6 mm	17	14	74	17	14	25,5	4	M 10 x 1	Standard	21KBTS06DPX	21KBTS06FVX
 <p>Panel Mount with Hose Barb with cylindrical sleeve</p>	4 mm	17	14	74	17	14	21	4	M 10 x 1	Standard	21KBTS04DPXG	21KBTS04FVXG
	4 mm	17	14	74	17	14	21	4	M 10 x 1	blue	21KBTS04DPXGB	
	4 mm	17	14	74	17	14	21	4	M 10 x 1	green	21KBTS04DPXGG	
	4 mm	17	14	74	17	14	21	4	M 10 x 1	red	21KBTS04DPXGR	
	4 mm	17	14	74	17	14	21	4	M 10 x 1	yellow	21KBTS04DPXGY	
	6 mm	17	17	74	17	14	21	4	M 12 x 1	Standard	21KBTS06DPXG	21KBTS06FVXG
	6 mm	17	17	74	17	14	21	4	M 12 x 1	blue	21KBTS06DPXGB	
	6 mm	17	17	74	17	14	21	4	M 12 x 1	green	21KBTS06DPXGG	
	6 mm	17	17	74	17	14	21	4	M 12 x 1	red	21KBTS06DPXGR	
	6 mm	17	17	74	17	14	21	4	M 12 x 1	yellow	21KBTS06DPXGY	



Plugs – without valve

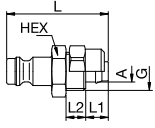
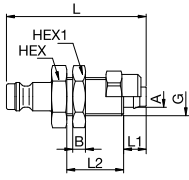
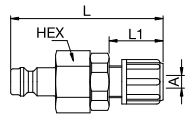
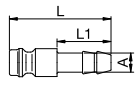
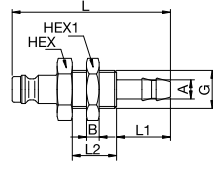
Series 21SF

	Connection A	HEX mm	HEX1 mm	L mm	L1 mm	L2 mm	D mm	B mm	G mm	Color Sleeve	Part Number POM	Part Number CHEM
 <p>Male Thread</p>	G 1/8	14		25	7					Standard	21SFAW10DXX	21SFAW10FXX
	G 1/8	14		25	7					blue		21SFAW10FVXB
	G 1/8	14		25	7					green		21SFAW10FVXG
	G 1/8	14		25	7					red		21SFAW10FVXR
	G 1/8	14		25	7					yellow		21SFAW10FVXY
	G 1/4	17		28	9					Standard	21SFAW13DXX	21SFAW10FXX
	G 1/4	17		28	9					blue	21SFAW13DPXB	
	G 1/4	17		28	9					green	21SFAW13DPXG	
	G 1/4	17		28	9					red	21SFAW13DPXR	
	G 1/4	17		28	9					yellow	21SFAW13DPXY	
 <p>Female Thread</p>	G 1/8	14		24	8					Standard	21SFIW10DXX	21SFIW10FXX
	G 1/8	14		24	8					blue		21SFIW10FVXB
	G 1/8	14		24	8					green		21SFIW10FVXG
	G 1/8	14		24	8					red		21SFIW10FVXR
	G 1/8	14		24	8					yellow		21SFIW10FVXY
	G 1/4	17		25	9					Standard	21SFIW13DXX	21SFIW13FXX
	G 1/4	17		25	9					blue		21SFIW13FXXB
	G 1/4	17		25	9					green		21SFIW13FXXG
	G 1/4	17		25	9					red		21SFIW13FXXR
	G 1/4	17		25	9					yellow		21SFIW13FXXY



Plugs – without valve

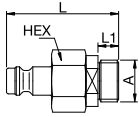
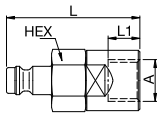
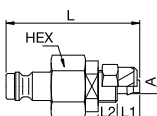
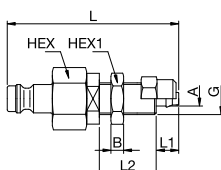
Series 21SF

	Connection A	HEX mm	HEX1 mm	L mm	L1 mm	L2 mm	D mm	B mm	G mm	Color Sleeve	Part Number POM	Part Number CHEM
 <p>with Plastic Hose Connection</p>	4 x 6 mm	14		32	7	6			M 10 x 1	Standard	21SFKO06DXX	21SFKO06FXX
	4 x 6 mm	14		32	7	6			M 10 x 1	blue	21SFKO06DPXB	21SFKO06FVXB
	4 x 6 mm	14		32	7	6			M 10 x 1	green	21SFKO06DPXG	21SFKO06FVXG
	4 x 6 mm	14		32	7	6			M 10 x 1	red	21SFKO06DPXR	21SFKO06FVXR
	4 x 6 mm	14		32	7	6			M 10 x 1	yellow	21SFKO06DPXY	21SFKO06FVXY
	6 x 8 mm	14		32	7	6			M 12 x 1	Standard	21SFKO08DXX	21SFKO08FXX
 <p>Panel Mount with Plastic Hose Connection</p>	4 x 6 mm	14	14	44	7	18		4	M 10 x 1	Standard	21SFKS06DXX	21SFKS06FXX
	4 x 6 mm	14	14	44	7	18		4	M 10 x 1	blue	21SFKS06DPXB	
	4 x 6 mm	14	14	44	7	18		4	M 10 x 1	green	21SFKS06DPXG	
	4 x 6 mm	14	14	44	7	18		4	M 10 x 1	red	21SFKS06DPXR	
	4 x 6 mm	14	14	44	7	18		4	M 10 x 1	yellow	21SFKS06DPXY	
	6 x 8 mm	14	14	44	7	18		4	M 12 x 1	Standard	21SFKS08DXX	21SFKS08FXX
 <p>for PVDF- and PE-Hoses</p>	4 x 6 mm	17		48	28					Standard		21SFKP06FVX
	4 x 6 mm	17		48	28					blue		21SFKP06FVXB
	4 x 6 mm	17		48	28					green		21SFKP06FVXG
	4 x 6 mm	17		48	28					red		21SFKP06FVXR
	4 x 6 mm	17		48	28					yellow		21SFKP06FVXY
	6 x 8 mm	17		52	28					Standard		21SFKP08FVX
	6 x 8 mm	17		52	28					blue		21SFKP08FVXB
	6 x 8 mm	17		52	28					green		21SFKP08FVXG
	6 x 8 mm	17		52	28					red		21SFKP08FVXR
	6 x 8 mm	17		52	28					yellow		21SFKP08FVXY
 <p>Hose Barb</p>	4 mm			32	17					Standard	21SFTF04DXX	21SFTF04FXX
	4 mm			32	17					blue	21SFTF04DPXB	
	4 mm			32	17					green	21SFTF04DPXG	
	4 mm			32	17					red	21SFTF04DPXR	
	4 mm			32	17					yellow	21SFTF04DPXY	
	6 mm			32	17					Standard	21SFTF06DXX	21SFTF06FXX
	6 mm			32	17					blue	21SFTF06DPXB	21SFTF06FVXB
	6 mm			32	17					green	21SFTF06DPXG	21SFTF06FVXG
	6 mm			32	17					red	21SFTF06DPXR	21SFTF06FVXR
	6 mm			32	17					yellow	21SFTF06DPXY	21SFTF06FVXY
 <p>Panel Mount with Hose Barb</p>	4 mm	14	14	50	17	14		4	M 10 x 1	Standard	21SFTS04DXX	21SFTS04FXX
	4 mm	14	14	50	17	14		4	M 10 x 1	blue		21SFTS04FVXB
	4 mm	14	14	50	17	14		4	M 10 x 1	green		21SFTS04FVXG
	4 mm	14	14	50	17	14		4	M 10 x 1	red		21SFTS04FVXR
	4 mm	14	14	50	17	14		4	M 10 x 1	yellow		21SFTS04FVXY
	6 mm	14	17	50	17	14		4	M 12 x 1	Standard	21SFTS06DXX	21SFTS06FXX

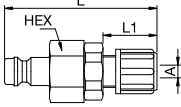
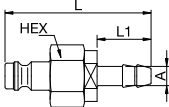
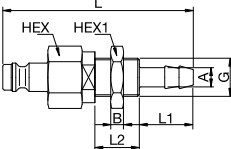


Plugs – with valve

Series 21KB

	Connection A	HEX mm	HEX1 mm	L mm	L1 mm	L2 mm	D mm	B mm	G mm	Color Sleeve	Part Number POM	Part Number CHEM
 <p>Male Thread</p>	G 1/8	17		36	7					Standard	21SBAW10DPX	21SBAW10FVX
	G 1/8	17		36	7					blue	21SBAW10DPXB	21SBAW10FVXB
	G 1/8	17		36	7					green	21SBAW10DPXG	21SBAW10FVXG
	G 1/8	17		36	7					red	21SBAW10DPXR	21SBAW10FVXR
	G 1/8	17		36	7					yellow	21SBAW10DPXY	21SBAW10FVXY
	G 1/4	17		38	7					Standard	21SBAW13DPX	21SBAW13FVX
	G 1/4	17		38	7					blue	21SBAW13DPXB	21SBAW13FVXB
	G 1/4	17		38	7					green	21SBAW13DPXG	21SBAW13FVXG
	G 1/4	17		38	7					red	21SBAW13DPXR	21SBAW13FVXR
	G 1/4	17		38	7					yellow	21SBAW13DPXY	21SBAW13FVXY
 <p>Female Thread</p>	G 1/8	17		39	8					Standard	21SBIW10DPX	21SBIW10FVX
	G 1/8	17		39	8					blue	21SBIW10DPXB	
	G 1/8	17		39	8					green	21SBIW10DPXG	
	G 1/8	17		39	8					red	21SBIW10DPXR	
	G 1/8	17		39	8					yellow	21SBIW10DPXY	
	G 1/4	17		42	10					Standard	21SBIW13DPX	21SBIW13FVX
	G 1/4	17		42	10					blue	21SBIW13DPXB	
	G 1/4	17		42	10					green	21SBIW13DPXG	
	G 1/4	17		42	10					red	21SBIW13DPXR	
 <p>with Plastic Hose Connection</p>	4 x 6 mm	17		42	7	6				Standard	21SBKO06DPX	21SBKO06FVX
	6 x 8 mm	17		42	7	6				Standard	21SBKO08DPX	21SBKO08FVX
	6 x 8 mm	17		42	7	6				blue	21SBKO08DPXB	21SBKO08FVXB
	6 x 8 mm	17		42	7	6				green	21SBKO08DPXG	21SBKO08FVXG
	6 x 8 mm	17		42	7	6				red	21SBKO08DPXR	21SBKO08FVXR
	6 x 8 mm	17		42	7	6				yellow	21SBKO08DPXY	21SBKO08FVXY
 <p>Panel Mount with Plastic Hose Connection</p>	4 x 6 mm	17	14	54	7	18		4	M 10 x 1	Standard	21SBKS06DPX	21SBKS06FVX
	4 x 6 mm	17	14	54	7	18		4	M 10 x 1	blue	21SBKS06DPXB	21SBKS06FVXB
	4 x 6 mm	17	14	54	7	18		4	M 10 x 1	green	21SBKS06DPXG	21SBKS06FVXG
	4 x 6 mm	17	14	54	7	18		4	M 10 x 1	red	21SBKS06DPXR	21SBKS06FVXR
	4 x 6 mm	17	14	54	7	18		4	M 10 x 1	yellow	21SBKS06DPXY	21SBKS06FVXY
	6 x 8 mm	17	17	54	7	18		4	M 12 x 1	Standard	21SBKS08DPX	21SBKS08FVX
	6 x 8 mm	17	17	54	7	18		4	M 12 x 1	blue		21SBKS08FVXB
	6 x 8 mm	17	17	54	7	18		4	M 12 x 1	green		21SBKS08FVXG
	6 x 8 mm	17	17	54	7	18		4	M 12 x 1	red		21SBKS08FVXR
	6 x 8 mm	17	17	54	7	18		4	M 12 x 1	yellow		21SBKS08FVXY



	Connection A	HEX mm	HEX1 mm	L mm	L1 mm	L2 mm	D mm	B mm	G mm	Color Sleeve	Part Number POM	Part Number CHEM
 <p>Panel Mount for PVDF- and PE-Hoses</p>	4 x 6 mm	17		48	28					Standard		21SBKP06FVX
	4 x 6 mm	17		48	28					blue		21SBKP06FVXB
	4 x 6 mm	17		48	28					green		21SBKP06FVXG
	4 x 6 mm	17		48	28					red		21SBKP06FVXR
	4 x 6 mm	17		48	28					yellow		21SBKP06FVXY
	6 x 8 mm	17		52	28					Standard		21SBKP08FVX
 <p>Hose Barb</p>	4 mm	17		46	17					Standard	21SBTF04DPX	21SBTF04FVX
	4 mm	17		46	17					blue	21SBTF04DPXB	
	4 mm	17		46	17					green	21SBTF04DPXG	
	4 mm	17		46	17					red	21SBTF04DPXR	
	6 mm	17		46	17					Standard		21SBTF06FVX
	6 mm	17		46	17					blue	21SBTF06DPXB	21SBTF06FVXB
	6 mm	17		46	17					green	21SBTF06DPXG	21SBTF06FVXG
	6 mm	17		46	17					red	21SBTF06DPXR	21SBTF06FVXR
	6 mm	17		46	17					yellow	21SBTF06DPXY	21SBTF06FVXY
 <p>Panel Mount with Hose Barb</p>	4 mm	17	14	60	7	14		4	M 10 x 1	Standard	21SBTS04DPX	21SBTS04FVX
	4 mm	17	14	60	7	14		4	M 10 x 1	blue	21SBTS04DPXB	21SBTS04FVXB
	4 mm	17	14	60	7	14		4	M 10 x 1	green	21SBTS04DPXG	21SBTS04FVXG
	4 mm	17	14	60	7	14		4	M 10 x 1	red	21SBTS04DPXR	21SBTS04FVXR
	4 mm	17	14	60	7	14		4	M 10 x 1	yellow	21SBTS04DPXY	21SBTS04FVXY
	6 mm	17	17	60	7	14		4	M 12 x 1	Standard	21SBTS06DPX	21SBTS06FVX
	6 mm	17	17	60	7	14		4	M 12 x 1	blue	21SBTS06DPXB	21SBTS06FVXB
	6 mm	17	17	60	7	14		4	M 12 x 1	green	21SBTS06DPXG	21SBTS06FVXG
	6 mm	17	17	60	7	14		4	M 12 x 1	red	21SBTS06DPXR	21SBTS06FVXR
	6 mm	17	17	60	7	14		4	M 12 x 1	yellow	21SBTS06DPXY	21SBTS06FVXY

7 = 38 mm²

48

**Other designs in series 48**

The following other designs can be found from page:

- Medical Technology (BT-Serie) P. 268

Technische Informationen






Coupling series made of POM and PVDF has been developed for use in the medical, chemical, food handling, pharmaceutical and laboratory technology industries. The system is also available in a solid plastic design (RectuChem+). Here the metal springs are replaced by springs made of PEEK, an extremely resistant synthetic material.

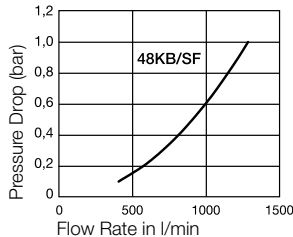
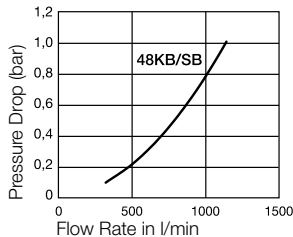
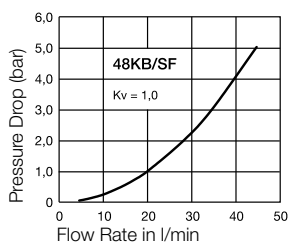
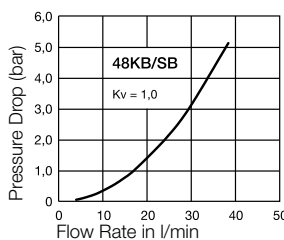
Coupling system with single-hand operation. The color coding of the coupling and plug offers a guarantee for avoiding mix-ups between media when coupling. The coupling is also available with no valve for a straight-through system.

Working Temperature

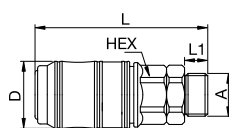
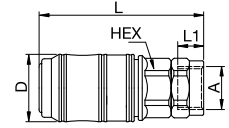
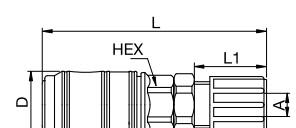
-20°C up to +80°C (POM)
-20°C up to +120°C (PVDF)
depending on the medium.

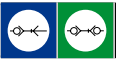
Other seal variants are available on request (FKM, EPDM, FFKM).

RectuPOM	RectuChem	RectuChem+
Working Pressure**		
0-10 bar (POM, at 20°C) ** maximum static working pressure with safety factor 4 to 1.	0-8 bar (PVDF, with metal springs)	1-8 bar (PVDF, with PEEK-spring)
Material		
Coupling: POM black Plug: POM black Seals: NBR	Coupling: PVDF white Plug: PVDF white Seals: FKM	Coupling: PVDF white, PEEK-spring Plug: PVDF white, PEEK-spring Seals: FKM
Valve types		
 single shut-off  double shut-off	 single shut-off  double shut-off	 double shut-off

Flow diagrams**Air****Air****Water****Water**

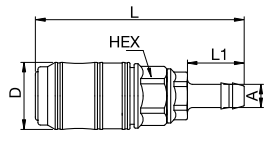


Connection A	HEX mm	L mm	L1 mm	D mm	Color Sleeve	Part Number POM	Part Number CHEM	Part Number CHEM+
G 1/4	21	70,5	9	26	Standard	48KBAW13DPX	48KBAW13FVX	48KBAW13FVP
G 1/4	21	70,5	9	26	blue	48KBAW13DPXB	48KBAW13FVXB	
G 1/4	21	70,5	9	26	green	48KBAW13DPXG	48KBAW13FVXG	
G 1/4	21	70,5	9	26	red	48KBAW13DPXR	48KBAW13FVXR	
G 1/4	21	70,5	9	26	yellow	48KBAW13DPXY	48KBAW13FVXY	
G 3/8	21	67	9	26	Standard	48KBAW17DPX	48KBAW17FVX	48KBAW17FVP
G 3/8	21	67	9	26	blue	48KBAW17DPXB	48KBAW17FVXB	48KBAW17FVPB
G 3/8	21	67	9	26	green	48KBAW17DPXG	48KBAW17FVXG	48KBAW17FVPG
G 3/8	21	67	9	26	red	48KBAW17DPXR	48KBAW17FVXR	48KBAW17FVPR
G 3/8	21	67	9	26	yellow	48KBAW17DPXY	48KBAW17FVXY	48KBAW17FVPY
G 1/2	21	73,5	12	26	Standard	48KBAW21DPX	48KBAW21FVX	48KBAW21FVP
G 1/2	21	73,5	12	26	blue	48KBAW21DPXB	48KBAW21FVXB	
G 1/2	21	73,5	12	26	green	48KBAW21DPXG	48KBAW21FVXG	
G 1/2	21	73,5	12	26	red	48KBAW21DPXR	48KBAW21FVXR	
G 1/2	21	73,5	12	26	yellow	48KBAW21DPXY	48KBAW21FVXY	
 <p>Male Thread</p>								
G 1/4	21	63,5	10	26	Standard	48KBIW13DPX	48KBIW13FVX	48KBIW13FVP
G 1/4	21	63,5	10	26	blue	48KBIW13DPXB	48KBIW13FVXB	48KBIW13FVPB
G 1/4	21	63,5	10	26	green	48KBIW13DPXG	48KBIW13FVXG	48KBIW13FVPG
G 1/4	21	63,5	10	26	red	48KBIW13DPXR	48KBIW13FVXR	48KBIW13FVPR
G 1/4	21	63,5	10	26	yellow	48KBIW13DPXY	48KBIW13FVXY	48KBIW13FVPY
G 3/8	21	63,5	13	26	Standard	48KBIW17DPX	48KBIW17FVX	48KBIW17FVP
G 3/8	21	63,5	13	26	blue	48KBIW17DPXB	48KBIW17FVXB	
G 3/8	21	63,5	13	26	green	48KBIW17DPXG	48KBIW17FVXG	
G 3/8	21	63,5	13	26	red	48KBIW17DPXR	48KBIW17FVXR	
G 3/8	21	63,5	13	26	yellow	48KBIW17DPXY	48KBIW17FVXY	
G 1/2	21	74,5	13	26	Standard	48KBIW21DPX	48KBIW21FVX	48KBIW21FVP
G 1/2	21	74,5	13	26	blue	48KBIW21DPXB	48KBIW21FVXB	
G 1/2	21	74,5	13	26	green	48KBIW21DPXG	48KBIW21FVXG	
G 1/2	21	74,5	13	26	red	48KBIW21DPXR	48KBIW21FVXR	
G 1/2	21	74,5	13	26	yellow	48KBIW21DPXY	48KBIW21FVXY	
 <p>Female Thread</p>								
6 x 8 mm	21	80	21	26	Standard		48KBKP08FVX	48KBKP08FVP
9 x 12 mm	21	87	28	26	Standard		48KBKP12FVX	48KBKP12FVP
10 x 12 mm	21	87	28	26	Standard		48KBKP12FVXS	48KBKP12FVPS
 <p>for PVDF- and PE-Hoses</p>								

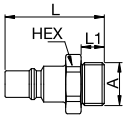
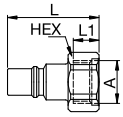
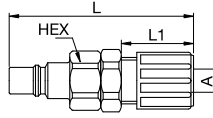
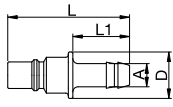


Couplings – with valve

Series 48KB

	Connection A	HEX mm	L mm	L1 mm	D mm	Color Sleeve	Part Number POM	Part Number CHEM	Part Number CHEM+
 <p>Hose Barb</p>	6 mm	21	81	22	26	Standard	48KBTF06DPX	48KBTF06FVX	48KBTF06FVP
	6 mm	21	81	22	26	blue	48KBTF06DPXB	48KBTF06FVXB	48KBTF06FVPB
	6 mm	21	81	22	26	green	48KBTF06DPXG	48KBTF06FVXG	48KBTF06FVPG
	6 mm	21	81	22	26	red	48KBTF06DPXR	48KBTF06FVXR	48KBTF06FVPR
	6 mm	21	81	22	26	yellow	48KBTF06DPXY	48KBTF06FVXY	48KBTF06FVPY
	9 mm	21	81	22	26	Standard	48KBTF09DPX	48KBTF09FVX	48KBTF09FVP
	9 mm	21	81	22	26	blue	48KBTF09DPXB	48KBTF09FVXB	48KBTF09FVPB
	9 mm	21	81	22	26	green	48KBTF09DPXG	48KBTF09FVXG	48KBTF09FVPG
	9 mm	21	81	22	26	red	48KBTF09DPXR	48KBTF09FVXR	48KBTF09FVPR
	9 mm	21	81	22	26	yellow	48KBTF09DPXY	48KBTF09FVXY	48KBTF09FVPY
	13 mm	21	84	25	26	Standard	48KBTF13DPX	48KBTF13FVX	48KBTF13FVP
	13 mm	21	84	25	26	blue	48KBTF13DPXB	48KBTF13FVXB	
	13 mm	21	84	25	26	green	48KBTF13DPXG	48KBTF13FVXG	
	13 mm	21	84	25	26	red	48KBTF13DPXR	48KBTF13FVXR	
	13 mm	21	84	25	26	yellow	48KBTF13DPXY	48KBTF13FVXY	



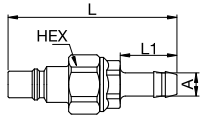
	Connection A	HEX mm	L mm	L1 mm	D mm	Color Sleeve	Part Number POM	Part Number CHEM	Part Number CHEM+
 <p>Male Thread</p>	G 1/4	17	38,5	9		Standard	48SFAW13DXX	48SFAW13FXX	
	G 3/8	21	38,5	9		Standard	48SFAW17DXX	48SFAW17FXX	
	G 3/8	21	38,5	9		blue		48SFAW17FVXB	
	G 3/8	21	38,5	9		green		48SFAW17FVXG	
	G 3/8	21	38,5	9		red		48SFAW17FVXR	
	G 3/8	21	38,5	9		yellow		48SFAW17FVXY	
	G 1/2	21	41,5	12		Standard	48SFAW21DXX	48SFAW21FXX	
 <p>Female Thread</p>	G 1/4	17	35,5	9		Standard	48SFIW13DXX	48SFIW13FXX	
	G 1/4	17	35,5	9		blue	48SFIW13DPXB		
	G 1/4	17	35,5	9		green	48SFIW13DPXG		
	G 1/4	17	35,5	9		red	48SFIW13DPXR		
	G 1/4	17	35,5	9		yellow	48SFIW13DPXY		
	G 3/8	21	35,5	10		Standard	48SFIW17DXX	48SFIW17FXX	
	G 3/8	21	35,5	10		blue	48SFIW17DXXB	48SFIW17FXXB	
	G 3/8	21	35,5	10		green	48SFIW17DXXG	48SFIW17FXXG	
	G 3/8	21	35,5	10		red	48SFIW17DXXR	48SFIW17FXXR	
	G 3/8	21	35,5	10		yellow	48SFIW17DXXY	48SFIW17FXXY	
G 1/2	24	59	13		Standard	48SFIW21DXX	48SFIW21FXX		
 <p>for PVDF- and PE-Hoses</p>	6 x 8 mm	21	64,5	21		Standard		48SFKP08FVX	
	9 x 12 mm	21	71,5	28		Standard		48SFKP12FVX	
	10 x 12 mm	21	71,5	28		Standard		48SFKP12FVXS	
 <p>Hose Barb</p>	6 mm		47	22	18	Standard	48SFTF06DXX	48SFTF06FXX	
	6 mm		47	22	18	blue		48SFTF06FVXB	
	6 mm		47	22	18	green		48SFTF06FVXG	
	6 mm		47	22	18	red		48SFTF06FVXR	
	6 mm		47	22	18	yellow		48SFTF06FVXY	
	9 mm		47	22	18	Standard	48SFTF09DXX	48SFTF09FXX	
	9 mm		47	22	18	blue	48SFTF09DPXB	48SFTF09FVXB	
	9 mm		47	22	18	green	48SFTF09DPXG	48SFTF09FVXG	
	9 mm		47	22	18	red	48SFTF09DPXR	48SFTF09FVXR	
	9 mm		47	22	18	yellow	48SFTF09DPXY	48SFTF09FVXY	
	13 mm		50	25	18	Standard	48SFTF13DXX	48SFTF13FXX	



Plugs – with valve

Series 48SB

Connection A	HEX mm	L mm	L1 mm	D mm	Color Sleeve	Part Number POM	Part Number CHEM	Part Number CHEM+
G 1/4	21	55	9		Standard	48SBAW13DPX	48SBAW13FVX	48SBAW13FVP
G 1/4	21	55	9		blue	48SBAW13DPXB	48SBAW13FVXB	48SBAW13FVPB
G 1/4	21	55	9		green	48SBAW13DPXG	48SBAW13FVXG	48SBAW13FVPG
G 1/4	21	55	9		red	48SBAW13DPXR	48SBAW13FVXR	48SBAW13FVPR
G 1/4	21	55	9		yellow	48SBAW13DPXY	48SBAW13FVXY	48SBAW13FVPY
G 3/8	21	51,5	9		Standard	48SBAW17DPX	48SBAW17FVX	48SBAW17FVP
G 3/8	21	51,5	9		blue	48SBAW17DPXB	48SBAW17FVXB	48SBAW17FVPB
G 3/8	21	51,5	9		green	48SBAW17DPXG	48SBAW17FVXG	48SBAW17FVPG
G 3/8	21	51,5	9		red	48SBAW17DPXR	48SBAW17FVXR	48SBAW17FVPR
G 3/8	21	51,5	9		yellow	48SBAW17DPXY	48SBAW17FVXY	48SBAW17FVPY
G 1/2	21	58	12		Standard	48SBAW21DPX	48SBAW21FVX	48SBAW21FVP
G 1/2	21	58	12		blue	48SBAW21DPXB	48SBAW21FVXB	
G 1/2	21	58	12		green	48SBAW21DPXG	48SBAW21FVXG	
G 1/2	21	58	12		red	48SBAW21DPXR	48SBAW21FVXR	
G 1/2	21	58	12		yellow	48SBAW21DPXY	48SBAW21FVXY	
<p>Male Thread</p>								
G 1/4	21	48	10		Standard	48SBIW13DPX	48SBIW13FVX	48SBIW13FVP
G 1/4	21	48	10		blue	48SBIW13DPXB		
G 1/4	21	48	10		green	48SBIW13DPXG		
G 1/4	21	48	10		red	48SBIW13DPXR		
G 1/4	21	48	10		yellow	48SBIW13DPXY		
G 3/8	21	48	10		Standard	48SBIW17DPX	48SBIW17FVX	48SBIW17FVP
G 3/8	21	48	10		blue	48SBIW17DPXB	48SBIW17FVXB	
G 3/8	21	48	10		green	48SBIW17DPXG	48SBIW17FVXG	
G 3/8	21	48	10		red	48SBIW17DPXR	48SBIW17FVXR	
G 3/8	21	48	10		yellow	48SBIW17DPXY	48SBIW17FVXY	
G 1/2	21	59	13		Standard	48SBIW21DPX	48SBIW21FVX	48SBIW21FVP
G 1/2	21	59	13		blue	48SBIW21DPXB	48SBIW21FVXB	
G 1/2	21	59	13		green	48SBIW21DPXG	48SBIW21FVXG	
G 1/2	21	59	13		red	48SBIW21DPXR	48SBIW21FVXR	
G 1/2	21	59	13		yellow	48SBIW21DPXY	48SBIW21FVXY	
<p>Female Thread</p>								
6 x 8 mm	21	64,5	21		Standard		48SBKP08FVX	48SBKP08FVP
9 x 12 mm	21	71,5	28		Standard		48SBKP12FVX	48SBKP12FVP
10 x 12 mm	21	71,5	28		Standard		48SBKP12FVXS	48SBKP12FVPS
<p>for PVDF- and PE-Hoses</p>								



Hose Barb

Connection A	HEX mm	L mm	L1 mm	D mm	Color Sleeve	Part Number POM	Part Number CHEM	Part Number CHEM+
6 mm	21	65,5	22		Standard	48SBTF06DPX	48SBTF06FVX	48SBTF06FVP
6 mm	21	65,5	22		blue		48SBF06FVXB	
6 mm	21	65,5	22		green		48SBTF06FVXG	
6 mm	21	65,5	22		red		48SBTF06FVXR	
6 mm	21	65,5	22		yellow		48SBTF06FVXY	
9 mm	21	65,5	22		Standard	48SBTF09DPX	48SBTF09FVX	48SBTF09FVP
9 mm	21	65,5	22		blue	48SBTF09DPXB	48SBTF09FVXB	
9 mm	21	65,5	22		green	48SBTF09DPXG	48SBTF09FVXG	
9 mm	21	65,5	22		red	48SBTF09DPXR	48SBTF09FVXR	
9 mm	21	65,5	22		yellow	48SBTF09DPXY	48SBTF09FVXY	
13 mm	21	68,5	25		Standard	48SBTF13DPX	48SBTF13FVX	48SBTF13FVP
13 mm	21	68,5	25		blue	48SBTF13DPXB	48SBTF13FVXB	
13 mm	21	68,5	25		green	48SBTF13DPXG	48SBTF13FVXG	
13 mm	21	68,5	25		red	48SBTF13DPXR	48SBTF13FVXR	
13 mm	21	68,5	25		yellow	48SBTF13DPXY	48SBTF13FVXY	

**Technical Description**

Coupling range in sizes from 1/8" to 1 1/2" with plug profile in accordance with ISO 7241-1 series B. Particularly suitable for use with liquid media.

Coupling system with two-hand operation, i.e. the locking sleeve must be pushed back manually when coupling. The coupling range stands out for its high flow rates against a low pressure drop. 1 1/2" design (series 77) with locking pin and EPDM seal.

Working Temperature*

-20°C up to +90°C (NBR)
-40°C up to +90°C (EPDM)
depending on the medium.

* For temperatures below -20°C and over +90°C and depending on the medium, other seal variants (FKM, FFKM) are available.

**Working Pressure****

see chart

** maximum static working pressure with safety factor 4 to 1.

Material

Coupling: POM white

Plug: POM white

Seals: NBR

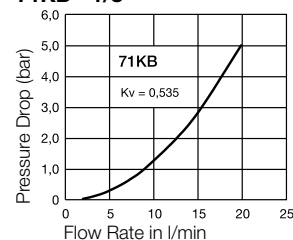
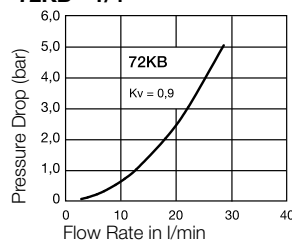
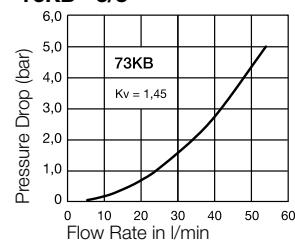
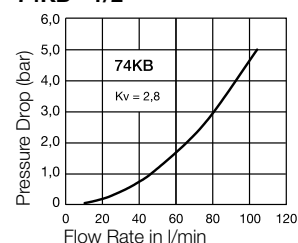
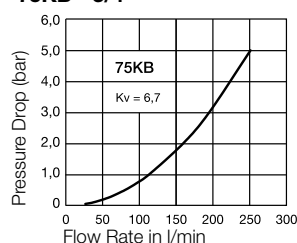
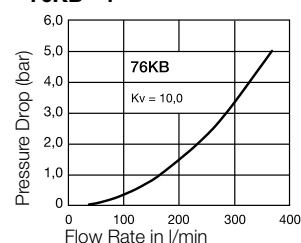
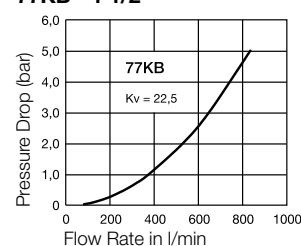
Interchangeability

• ISO 7241-1 Series B

Other designs in series 70

The following other designs can be found from page:

- ▶ Brass / Steel P. 174
- ▶ Stainless Steel P. 224

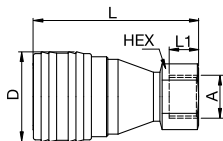
Flow diagrams Water**71KB - 1/8"****72KB - 1/4"****73KB - 3/8"****74KB - 1/2"****75KB - 3/4"****76KB - 1"****77KB - 1 1/2"**



Couplings – with valve

Series 70KB

Size	Connection A	HEX mm	HEX1 mm	L mm	L1 mm	L2 mm	D mm	B mm	Working Pressure max. / bar	Part Number
1/8"	G 1/8	14		48,5	7		24,5		15	71KBIW10DPX
1/4"	G 1/4	19		57,5	10		28,5		15	72KBIW13DPX
3/8"	G 3/8	22		64	11,5		35		15	73KBIW17DPX
1/2"	G 1/2	27		76	16		44,5		10	74KBIW21DPX
3/4"	G 3/4	34		96	24		55		10	75KBIW26DPX
1"	G 1	41		105,5	24		62		10	76KBIW33DPX
1 1/2"	G 1 1/2	60		133	23		76		10	77KBIW48DEXS



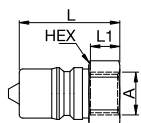
Female Thread



Plugs – with valve

Series 70KB

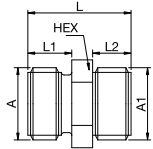
Size	Connection A	HEX mm	HEX1 mm	L mm	L1 mm	L2 mm	D mm	B mm	Working Pressure max. / bar	Part Number
1/8"	G 1/8	14		29,5	7				15	71SBIW10DPX
1/4"	G 1/4	19		35	10				15	72SBIW13DPX
3/8"	G 3/8	22		39	11,5				15	73SBIW17DPX
1/2"	G 1/2	27		48	16				10	74SBIW21DPX
3/4"	G 3/4	36		60	24				10	75SBIW26DPX
1"	G 1	41		56	24				10	76SBIW33DPX
1 1/2"	G 1 1/2	60		132	23				10	77SBIW48DEX



Female Thread

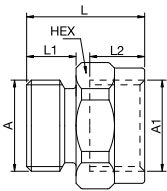
Plastic fittings

Male x Male Nipple



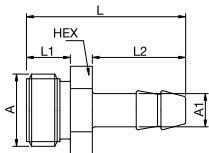
Connection A	Connection A1	HEX mm	HEX1 mm	L mm	L1 mm	L2 mm	L3 mm	B mm	G mm	POM design Part Number	CHEM design Part Number
G 1/4	G 1/8	14		19	8	7				DN13/10DX	DN13/10FX
G 1/4	G 1/4	14		19	8	7				DN13/13DX	DN13/13FX
G 3/8	G 1/4	17		28,5	9	9				DN17/13DX	DN17/13FX
G 3/8	G 3/8	21		25	9	9				DN17/17DX	DN17/17FX
G 3/8	G 1/2	21		31,5	9	12				DN17/21DX	DN17/21FX

Reducing Bush



Connection A	Connection A1	HEX mm	HEX1 mm	L mm	L1 mm	L2 mm	L3 mm	B mm	G mm	POM design Part Number	CHEM design Part Number
G 1/4	G 1/8	14		22	8	8				RL13/10DX	RL13/10FX
G 1/4	G 1/4	17		25	8	10				RL13/13DX	RL13/13FX
G 3/8	G 1/4	17		21,5	9	10				RL17/13DX	RL17/13FX
G 3/8	G 3/8	21		21,5	9	10				RL17/17DX	RL17/17FX
G 3/8	G 1/2	17		32,5	9	13				RL17/21DX	RL17/21FX

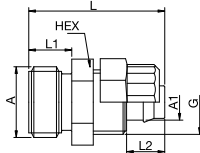
Hose Tail Barb



Connection A	Connection A1	HEX mm	HEX1 mm	L mm	L1 mm	L2 mm	L3 mm	B mm	G mm	POM design Part Number	CHEM design Part Number
G 1/4	4 mm	14		29	8	17				GT13/04DX	GT13/04FX
G 1/4	6 mm	14		29	8	17				GT13/06DX	GT13/06FX
G 3/8	6 mm	17		39	9	22				GT17/06DX	GT17/06FX
G 3/8	9 mm	17		39	9	22				GT17/09DX	GT17/09FX
G 3/8	10 mm	17		39	9	22				GT17/10DX	
G 3/8	13 mm	17		42	9	25				GT17/13DX	GT17/13FX

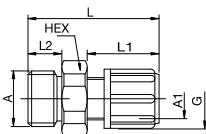
Plastic Screw Connector

Connection A	Connection A1	HEX mm	HEX1 mm	L mm	L1 mm	L2 mm	L3 mm	B mm	G mm	POM design Part Number	CHEM design Part Number
G 1/4	4 x 6 mm	14		25	8	13			M 10 x 1	EV13/06DX	EV13/06FX
G 1/4	6 x 8 mm	14		25	8	13			M 12 x 1	EV13/08DX	EV13/08FX



Fitting for hard plastic hoses

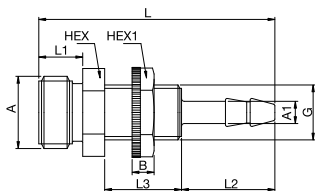
Connection A	Connection A1	HEX mm	HEX1 mm	L mm	L1 mm	L2 mm	L3 mm	B mm	G mm	POM design Part Number	CHEM design Part Number
G 1/4	4 x 6 mm	17		31	17	8			M 10 x 1		EV13/06FX04
G 1/4	6 x 8 mm	17		35	21	8			M 12 x 1		EV13/08FX06
G 3/8	6 x 8 mm	22		38	21	9			M 12 x 1		EV17/08FX06
G 3/8	9 x 12 mm	22		45	28	9			M 12 x 1		EV17/12FX09
G 3/8	10 x 12 mm	22		45	28	9			M 12 x 1		EV17/12FX10



for hard plastic hoses in PVDF or PE

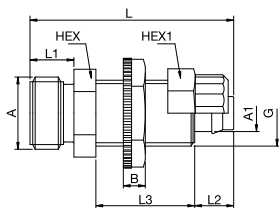
Panel Mount, Standard Hose Connection

Connection A	Connection A1	HEX mm	HEX1 mm	L mm	L1 mm	L2 mm	L3 mm	B mm	G mm	POM design Part Number	CHEM design Part Number
G 1/4	4 mm	14	14	43	7	8	14	4	M 10 x 1	ET13/04DX	ET13/04FX
G 1/4	6 mm	14	17	43	8	8	14	4	M 12 x 1	ET13/06DX	ET13/06FX



Panel Mount, Plastic Hose Connection

Connection A	Connection A1	HEX mm	HEX1 mm	L mm	L1 mm	L2 mm	L3 mm	B mm	G mm	POM design Part Number	CHEM design Part Number
G 1/4	4 x 6 mm	14	14	37	7	8	18	4	M 10 x 1	EK13/06DX	EK13/06FX
G 1/4	6 x 8 mm	14	17	37	8	8	18	4	M 12 x 1	EK13/08DX	EK13/08FX





Other designs in series 20

The following other designs can be found from page:

- ▶ Brass / Steel P. 20
- ▶ Stainless Steel P. 180

Technical Description

Mini medical coupling. Notable for low weight, small package size and numerous application options with various media. Frequently used for non-invasive blood pressure measurement devices, medical device technology and chemistry/pharmacy. The main components are molded in a clean room from virgin transparent USP Class VI acetal (POM). Coupling system with single-hand operation. Audible click to indicate a secure connection. Ergonomic sleeve for easy operation with gloves.

Working Temperature

-20°C up to +80°C



Working Pressure**

0-4,5 bar

** maximum static working pressure with safety factor 4 to 1.

Material

Coupling: Acetal (POM), natural color, USP Class VI

Plug: Acetal (POM), natural color, USP Class VI

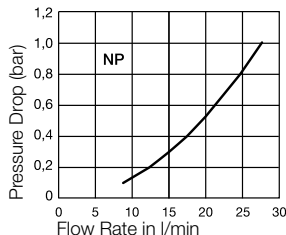
Seals: EPDM USP Class VI

Interchangeability

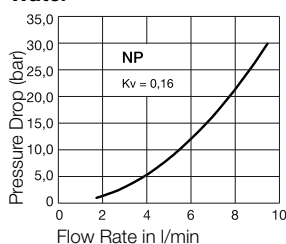
- Rectus 20

Flow diagrams

Air



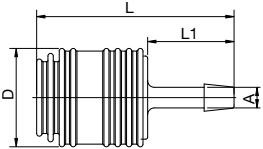
Water





Couplings – without valve

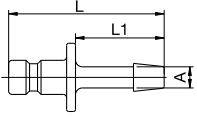
Series NP

	Connection A	HEX mm	HEX1 mm	L mm	L1 mm	L2 mm	L3 mm	D mm	B mm	G mm	S mm	Color Coding Ring	Part Number
 <p>Hose Barb</p>	3 mm			29,7	13			14,8					NP-M33-M3HB
	4 mm			29,7	13			14,8					NP-M33-M4HB
	5 mm			29,7	13			14,8					NP-M33-M5HB



Plugs – without valve

Series NP

	Connection A	HEX mm	HEX1 mm	L mm	L1 mm	L2 mm	L3 mm	D mm	B mm	G mm	S mm	Color Coding Ring	Part Number
 <p>Hose Barb</p>	3 mm			22,8	13								NP-M34-M3HB
	4 mm			22,8	13								NP-M34-M4HB
	5 mm			22,8	13								NP-M34-M5HB



Technical Description

Plastic coupling in nominal diameter 3 mm. The system is particularly suited to use with weak alkalis and acids. The coupling stands out for its light weight and intuitive operation. Secure sealing is indicated by an audible click.

Working Temperature

-40°C up to +82°C



Working Pressure**

0-8 bar
 ** maximum static working pressure with safety factor 4 to 1.

0-8 bar

0-8 bar

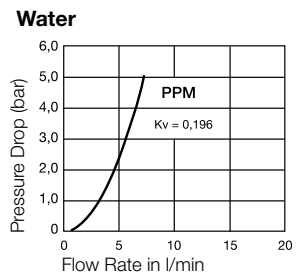
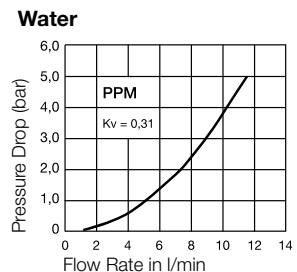
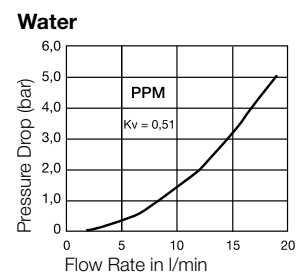
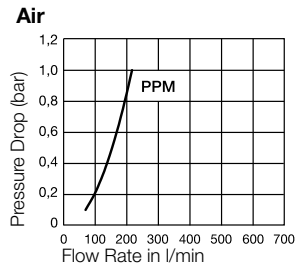
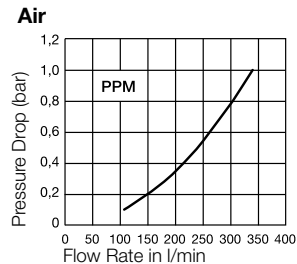
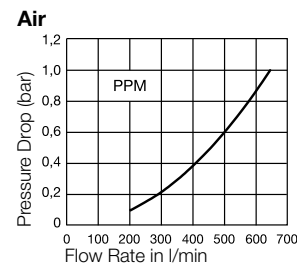
Material

Coupling: Acetal (POM), natural color, USP Class VI
Plug: Acetal (POM), natural color, USP Class VI
Seals: FDA Buna-N

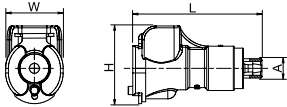
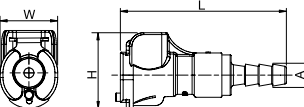
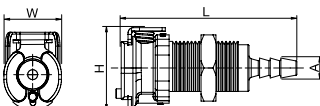
Coupling: Acetal (POM), natural color, USP Class VI
Plug: Acetal (POM), natural color, USP Class VI
Seals: FDA Buna-N

Coupling: Acetal (POM), natural color, USP Class VI
Plug: Acetal (POM), natural color, USP Class VI
Seals: FDA Buna-N

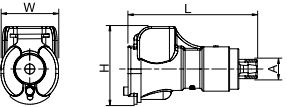
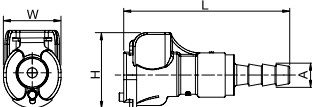
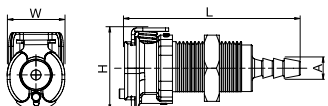
Flow diagrams



Couplings – without valve **Series PPM**

	Connection A	HEX mm	W mm	L mm	L1 mm	L2 mm	L3 mm	H mm	B mm	G mm	S mm	Color Coding Ring	Part Number
 <p>Male Thread</p>	1/8" BSPT		15,7	25,4				20,3					PPM-123-2MBT
	1/4" BSPT		15,7	27,9				20,3					PPM-123-4MBT
 <p>Hose Barb</p>	3,2 mm		15,7	41,9				20,3					PPM-123-2HB
	4,8 mm		15,7	43,7				20,3					PPM-123-3HB
	6,0 mm		15,7	45,7				20,3					PPM-123-4HB
 <p>Panel Mount with Hose Barb</p>	6,0 mm		15,7	45,7				20,3					PPM-123-H4HB

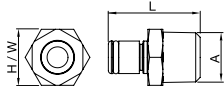
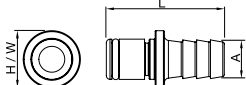
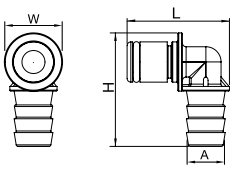
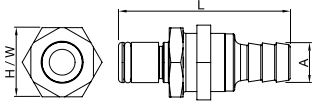
Couplings – with valve **Series PPM**

	Connection A	HEX mm	W mm	L mm	L1 mm	L2 mm	L3 mm	H mm	B mm	G mm	S mm	Color Coding Ring	Part Number
 <p>Male Thread</p>	1/8" BSPT		15,7	25,4				20,3					PPM-121-2MBT
	1/4" BSPT		15,7	27,9				20,3					PPM-121-4MBT
 <p>Hose Barb</p>	3,2 mm		15,7	41,9				20,3					PPM-121-2HB
	4,8 mm		15,7	43,7				20,3					PPM-121-3HB
	6,0 mm		15,7	45,7				20,3					PPM-121-4HB
 <p>Panel Mount with Hose Barb</p>	1,6 mm		15,7	38,1				20,3					PPM-121-H1HB
	3,2 mm		15,7	41,9				20,3					PPM-121-H2HB
	4,8 mm		15,7	43,7				20,3					PPM-121-H3HB
	6,0 mm		15,7	45,7				20,3					PPM-121-H4HB



Plugs – without valve

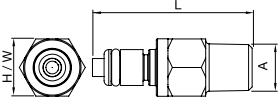
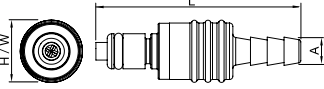
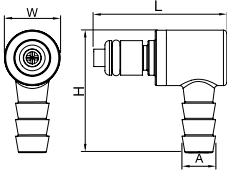
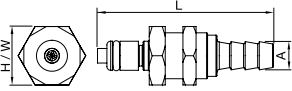
Series PPM

	Connection A	HEX mm	W mm	L mm	L1 mm	L2 mm	L3 mm	H mm	B mm	G mm	S mm	Color Coding Ring	Part Number
 <p>Male Thread</p>	1/8" BSPT		12,4	26,2				12,4					PPM-124-2MBT
	1/4" BSPT		14,2	28,7				14,2					PPM-124-4MBT
 <p>Hose Barb</p>	3,2 mm		12,7	24,6				12,7					PPM-124-2HB
	4,8 mm		12,7	26,4				12,7					PPM-124-3HB
	6,0 mm		12,7	28,4				12,7					PPM-124-4HB
 <p>Hose Barb 90°</p>	3,2 mm		12,7	30,2				24,1					PPM-124-C2HB
	6,0 mm		12,7	30,2				27,9					PPM-124-C4HB
 <p>Panel Mount with Hose Barb</p>	1,6 mm		15,7	37,3				15,7					PPM-124-H1HB
	3,2 mm		15,7	41,1				15,7					PPM-124-H2HB
	4,8 mm		15,7	42,9				15,7					PPM-124-H3HB
	6,0 mm		15,7	44,7				15,7					PPM-124-H4HB



Plugs – with valve

Series PPM

	Connection A	HEX mm	W mm	L mm	L1 mm	L2 mm	L3 mm	H mm	B mm	G mm	S mm	Color Coding Ring	Part Number
 <p>Male Thread</p>	1/8" BSPT		12,7	34,5				12,7					PPM-122-2MBT
	1/4" BSPT		14,2	35,3				14,2					PPM-122-4MBT
 <p>Hose Barb</p>	3,2 mm		14,0	41,9				14,0					PPM-122-2HB
	4,8 mm		14,0	43,7				14,0					PPM-122-3HB
	6,0 mm		14,0	45,7				14,0					PPM-122-4HB
 <p>Hose Barb 90°</p>	3,2 mm		12,7	30,2				24,1					PPM-122-C2HB
	6,0 mm		12,7	30,2				27,9					PPM-122-C4HB
 <p>Panel Mount with Hose Barb</p>	3,2 mm		15,7	43,9				15,7					PPM-122-H2HB
	6,0 mm		15,7	47,5				15,7					PPM-122-H4HB



Technical Description

Coupling for the medical field in POM of USP class VI with the world's most popular profile in this nominal diameter. Above average flow performance for liquid and gaseous media.

Coupling system with single-hand operation. The new type of plastic locking system with handy sleeve considerably expands the applications. The color and mechanical coding of the coupling and plug offers a guarantee for avoiding mix-ups between media when coupling. The coupling is also available straight-through (with no valve).

Working Temperature

-20°C up to +80°C

Other designs in series 21

The following other designs can be found from page:

- ▶ Brass / Steel P. 30
- ▶ Stainless Steel P. 192
- ▶ Thermoplastic P. 232
- ▶ Safety P. 270
- ▶ Coded Systems P. 298



Working Pressure**

0-10 bar

** maximum static working pressure with safety factor 4 to 1.

0-10 bar

Material

Coupling: POM, USP Class VI, white

Plug: POM, USP Class VI, white

Seals: EPDM USP Class VI

Coupling: POM, USP Class VI, white

Plug: POM, USP Class VI, white

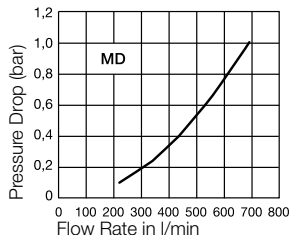
Seals: EPDM USP Class VI

Interchangeability

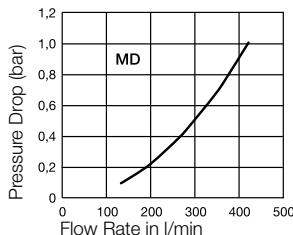
- Rectus 21

Flow diagrams

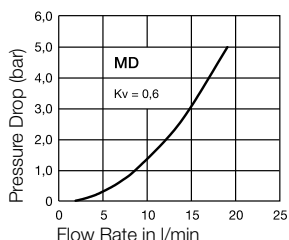
Air



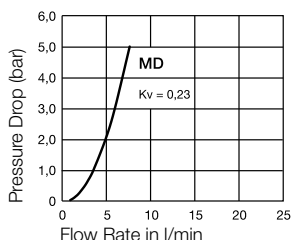
Air



Water



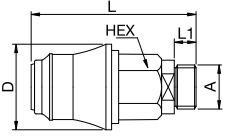
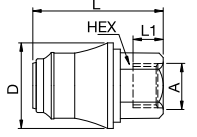
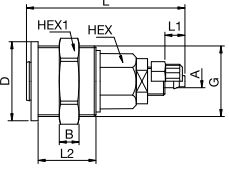
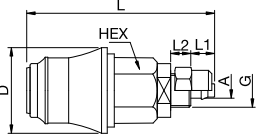
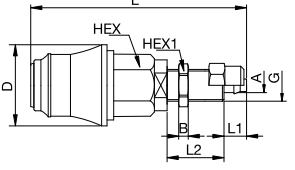
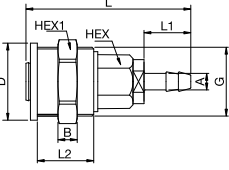
Water





Couplings – with valve

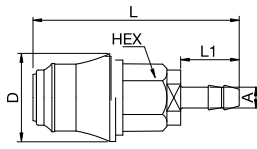
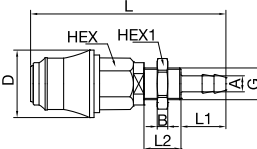
Series MD

	Connection A	HEX mm	HEX1 mm	L mm	L1 mm	L2 mm	L3 mm	D mm	B mm	G mm	S mm	Color Coding Ring	Part Number
 <p>Male Thread</p>	G 1/8	17		50	7			25,5					MD-M51-2MB
	G 1/4	17		50	7			25,5					MD-M51-4MB
 <p>Female Thread</p>	G 1/8	17		50	8			25,5					MD-M51-2FB
	G 1/4	17		50	9			25,5					MD-M51-4FB
 <p>Plastic Hose Connection, Flush Mount</p>	4 x 6 mm	17	27	56	7	20,5		28	7	M 25 x 1		MD-M51-QM6CSP	
	6 x 8 mm	17	27	56	7	20,5		28	7	M 25 x 1		MD-M51-QM8CSP	
 <p>with Plastic Hose Connection</p>	4 x 6 mm	17		56	7	6		25,5		M 10 x 1		MD-M51-M6CSP	
	6 x 8 mm	17		56	7	6		25,5		M 12 x 1		MD-M51-M8CSP	
 <p>Panel Mount with Plastic Hose Connection</p>	4 x 6 mm	17	14	68	7	18		25,5	4	M 10 x 1		MD-M51-HM6CSP	
	6 x 8 mm	17	17	68	7	18		25,5	4	M 12 x 1		MD-M51-HM8CSP	
 <p>Hose Barb, Flush Mount</p>	4 mm	17	27	60	17	20,5		28	7	M 25 x 1		MD-M51-QM4HB	
	6 mm	17	27	60	17	20,5		28	7	M 25 x 1		MD-M51-QM6HB	



Couplings – with valve

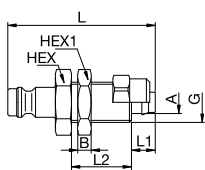
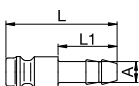
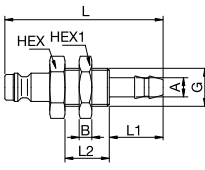
Series MD

	Connection A	HEX mm	HEX1 mm	L mm	L1 mm	L2 mm	L3 mm	D mm	B mm	G mm	S mm	Color Coding Ring	Part Number
 <p>Hose Barb</p>	4 mm	17		60	17			25,5					MD-M51-M4HB
	6 mm	17		60	17			25,5					MD-M51-M6HB
 <p>Panel Mount with Hose Barb</p>	4 mm	17	14	74	17	14		25,5	4	M 10 x 1			MD-M51-HM4HB
	6 mm	17	17	74	17	14		25,5	4	M 12 x 1			MD-M51-HM6HB

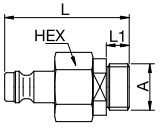
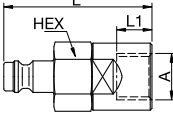
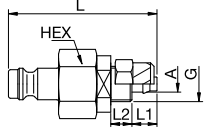
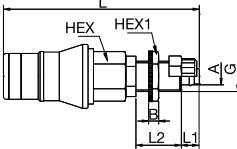
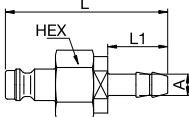
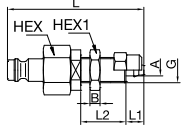


Plugs – without valve

Series MD

	Connection A	HEX mm	HEX1 mm	L mm	L1 mm	L2 mm	L3 mm	D mm	B mm	G mm	S mm	Color Coding Ring	Part Number
 <p>Panel Mount with Plastic Hose Connection</p>	4 x 6 mm	14	14	44	7	18			4	M 10 x 1			MD-M54-HM6CSP
	6 x 8 mm	14	14	44	7	18			4	M 12 x 1			MD-M54-HM8CSP
 <p>Hose Barb</p>	4 mm			32	17								MD-M54-M4HB
	6 mm			32	17								
 <p>Panel Mount with Hose Barb</p>	4 x 6 mm	14	14	50	17	14			4	M 10 x 1			MD-M54-HM4HB
	6 x 8 mm	14	17	50	17	14			4	M 12 x 1			MD-M54-HM6HB

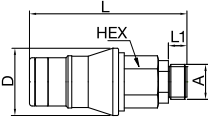
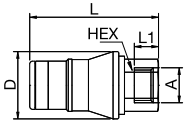
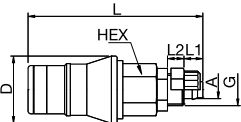


	Connection A	HEX mm	HEX1 mm	L mm	L1 mm	L2 mm	L3 mm	D mm	B mm	G mm	S mm	Color Coding Ring	Part Number	
 <p>Male Thread</p>	G 1/8	17		36	7								MD-M52-2MB	
	G 1/4	17		38	7								MD-M52-4MB	
 <p>Female Thread</p>	G 1/8	17		39	8								MD-M52-2FB	
	G 1/4	17		42	10									MD-M52-4FB
 <p>with Plastic Hose Connection</p>	4 x 6 mm	17		42	7	6				M 10 x 1			MD-M52-M6CSP	
	6 x 8 mm	17		42	7	6				M 12 x 1				MD-M52-M8CSP
 <p>Panel Mount with Plastic Hose Connection</p>	4 x 6 mm	17		48	7	18		4		M 10 x 1			MD-M52-HM6CSP	
	6 x 8 mm	17		52	7	18		4		M 12 x 1				MD-M52-HM8CSP
 <p>Hose Barb</p>	4 mm	17		46	17								MD-M52-M4HB	
	6 mm	17		46	17									MD-M52-M6HB
 <p>Panel Mount with Hose Barb</p>	4 mm	17	14	60	17	14		4		M 10 x 1			MD-M52-HM4HB	
	6 mm	17	17	60	17	14		4		M 12 x 1				MD-M52-HM6HB



Couplings – with valve

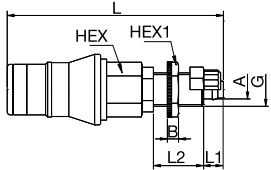
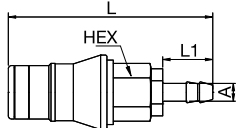
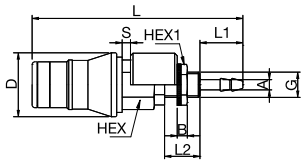
Series MD coded

	Connection A	HEX mm	HEX1 mm	L mm	L1 mm	L2 mm	L3 mm	D mm	B mm	G mm	S mm	Color Coding Ring	Part Number
 <p>Male Thread</p>	G 1/8	17		59,5	7			25,5				green - 0	MD-M51-2MB-K0
	G 1/8	17		59,5	7			25,5				black - 2	MD-M51-2MB-K2
	G 1/8	17		59,5	7			25,5				brown - 3	MD-M51-2MB-K3
	G 1/8	17		59,5	7			25,5				yellow - 5	MD-M51-2MB-K5
	G 1/8	17		59,5	7			25,5				blue - 6	MD-M51-2MB-K6
	G 1/8	17		59,5	7			25,5				red - 8	MD-M51-2MB-K8
	G 1/4	17		59,5	7			25,5				green - 0	MD-M51-4MB-K0
	G 1/4	17		59,5	7			25,5				black - 2	MD-M51-4MB-K2
	G 1/4	17		59,5	7			25,5				brown - 3	MD-M51-4MB-K3
	G 1/4	17		59,5	7			25,5				yellow - 5	MD-M51-4MB-K5
	G 1/4	17		59,5	7			25,5				blue - 6	MD-M51-4MB-K6
	G 1/4	17		59,5	7			25,5				red - 8	MD-M51-4MB-K8
 <p>Female Thread</p>	G 1/8	17		62,5	9			25,5				green - 0	MD-M51-2FB-K0
	G 1/8	17		62,5	9			25,5				black - 2	MD-M51-2FB-K2
	G 1/8	17		62,5	9			25,5				brown - 3	MD-M51-2FB-K3
	G 1/8	17		62,5	9			25,5				yellow - 5	MD-M51-2FB-K5
	G 1/8	17		62,5	9			25,5				blue - 6	MD-M51-2FB-K6
	G 1/8	17		62,5	9			25,5				red - 8	MD-M51-2FB-K8
	G 1/4	17		48,5	9			25,5				green - 0	MD-M51-4FB-K0
	G 1/4	17		48,5	9			25,5				black - 2	MD-M51-4FB-K2
	G 1/4	17		48,5	9			25,5				brown - 3	MD-M51-4FB-K3
	G 1/4	17		48,5	9			25,5				yellow - 5	MD-M51-4FB-K5
	G 1/4	17		48,5	9			25,5				blue - 6	MD-M51-4FB-K6
	G 1/4	17		48,5	9			25,5				red - 8	MD-M51-4FB-K8
 <p>with Plastic Hose Connection</p>	4 x 6 mm	17		65,5	7	6		25,5		M 10 x 1		green - 0	MD-M51-M6CSP-K0
	4 x 6 mm	17		65,5	7	6		25,5		M 10 x 1		black - 2	MD-M51-M6CSP-K2
	4 x 6 mm	17		65,5	7	6		25,5		M 10 x 1		brown - 3	MD-M51-M6CSP-K3
	4 x 6 mm	17		65,5	7	6		25,5		M 10 x 1		yellow - 5	MD-M51-M6CSP-K5
	4 x 6 mm	17		65,5	7	6		25,5		M 10 x 1		blue - 6	MD-M51-M6CSP-K6
	4 x 6 mm	17		65,5	7	6		25,5		M 10 x 1		red - 8	MD-M51-M6CSP-K8
	6 x 8 mm	17		65,5	7	6		25,5		M 12 x 1		green - 0	MD-M51-M8CSP-K0
	6 x 8 mm	17		65,5	7	6		25,5		M 12 x 1		black - 2	MD-M51-M8CSP-K2
	6 x 8 mm	17		65,5	7	6		25,5		M 12 x 1		brown - 3	MD-M51-M8CSP-K3
	6 x 8 mm	17		65,5	7	6		25,5		M 12 x 1		yellow - 5	MD-M51-M8CSP-K5
	6 x 8 mm	17		65,5	7	6		25,5		M 12 x 1		blue - 6	MD-M51-M8CSP-K6
	6 x 8 mm	17		65,5	7	6		25,5		M 12 x 1		red - 8	MD-M51-M8CSP-K8



Couplings – with valve

Series MD coded

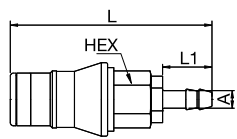
	Connection A	HEX mm	HEX1 mm	L mm	L1 mm	L2 mm	L3 mm	D mm	B mm	G mm	S mm	Color Coding Ring	Part Number
 <p>Panel Mount with Plastic Hose Connection</p>	4 x 6 mm	17	14	77,5	7	18		25,5	4	M 10 x 1		green - 0	MD-M51-HM6CSP-K0
	4 x 6 mm	17	14	77,5	7	18		25,5	4	M 10 x 1		black - 2	MD-M51-HM6CSP-K2
	4 x 6 mm	17	14	77,5	7	18		25,5	4	M 10 x 1		brown - 3	MD-M51-HM6CSP-K3
	4 x 6 mm	17	14	77,5	7	18		25,5	4	M 10 x 1		yellow - 5	MD-M51-HM6CSP-K5
	4 x 6 mm	17	14	77,5	7	18		25,5	4	M 10 x 1		blue - 6	MD-M51-HM6CSP-K6
	4 x 6 mm	17	14	77,5	7	18		25,5	4	M 10 x 1		red - 8	MD-M51-HM6CSP-K8
	6 x 8 mm	17	17	77,5	7	18		25,5	4	M 12 x 1		green - 0	MD-M51-HM8CSP-K0
	6 x 8 mm	17	17	77,5	7	18		25,5	4	M 12 x 1		black - 2	MD-M51-HM8CSP-K2
	6 x 8 mm	17	17	77,5	7	18		25,5	4	M 12 x 1		brown - 3	MD-M51-HM8CSP-K3
	6 x 8 mm	17	17	77,5	7	18		25,5	4	M 12 x 1		yellow - 5	MD-M51-HM8CSP-K5
	6 x 8 mm	17	17	77,5	7	18		25,5	4	M 12 x 1		blue - 6	MD-M51-HM8CSP-K6
	6 x 8 mm	17	17	77,5	7	18		25,5	4	M 12 x 1		red - 8	MD-M51-HM8CSP-K8
 <p>Hose Barb</p>	4 mm	17		69,5	17			25,5				green - 0	MD-M51-M4HB-K0
	4 mm	17		69,5	17			25,5				black - 2	MD-M51-M4HB-K2
	4 mm	17		69,5	17			25,5				brown - 3	MD-M51-M4HB-K3
	4 mm	17		69,5	17			25,5				yellow - 5	MD-M51-M4HB-K5
	4 mm	17		69,5	17			25,5				blue - 6	MD-M51-M4HB-K6
	4 mm	17		69,5	17			25,5				red - 8	MD-M51-M4HB-K8
	6 mm	17		69,5	17			25,5				green - 0	MD-M51-M6HB-K0
	6 mm	17		69,5	17			25,5				black - 2	MD-M51-M6HB-K2
	6 mm	17		69,5	17			25,5				brown - 3	MD-M51-M6HB-K3
	6 mm	17		69,5	17			25,5				yellow - 5	MD-M51-M6HB-K5
	6 mm	17		69,5	17			25,5				blue - 6	MD-M51-M6HB-K6
	6 mm	17		69,5	17			25,5				red - 8	MD-M51-M6HB-K8
 <p>Panel Mount with Hose Barb</p>	4 mm	17	14	83,5	17	14		25,5	4	M 10 x 1	1 - 8	green - 0	MD-M51-HM4HB-K0
	4 mm	17	14	83,5	17	14		25,5	4	M 10 x 1	1 - 8	black - 2	MD-M51-HM4HB-K2
	4 mm	17	14	83,5	17	14		25,5	4	M 10 x 1	1 - 8	brown - 3	MD-M51-HM4HB-K3
	4 mm	17	14	83,5	17	14		25,5	4	M 10 x 1	1 - 8	yellow - 5	MD-M51-HM4HB-K5
	4 mm	17	14	83,5	17	14		25,5	4	M 10 x 1	1 - 8	blue - 6	MD-M51-HM4HB-K6
	4 mm	17	14	83,5	17	14		25,5	4	M 10 x 1	1 - 8	red - 8	MD-M51-HM4HB-K8
	6 mm	17	17	83,5	17	14		25,5	4	M 12 x 1	1 - 8	green - 0	MD-M51-HM6HB-K0
	6 mm	17	17	83,5	17	14		25,5	4	M 12 x 1	1 - 8	black - 2	MD-M51-HM6HB-K2
	6 mm	17	17	83,5	17	14		25,5	4	M 12 x 1	1 - 8	brown - 3	MD-M51-HM6HB-K3
	6 mm	17	17	83,5	17	14		25,5	4	M 12 x 1	1 - 8	yellow - 5	MD-M51-HM6HB-K5
	6 mm	17	17	83,5	17	14		25,5	4	M 12 x 1	1 - 8	blue - 6	MD-M51-HM6HB-K6
	6 mm	17	17	83,5	17	14		25,5	4	M 12 x 1	1 - 8	red - 8	MD-M51-HM6HB-K8



Plugs – without valve

Series MD coded

Low Pressure



Hose Barb

Connection A	HEX mm	HEX1 mm	L mm	L1 mm	L2 mm	L3 mm	D mm	B mm	G mm	S mm	Color Coding Ring	Part Number
4 mm			32	17							green - 0	MD-M54-M4HB-K0
4 mm			32	17							black - 2	MD-M54-M4HB-K2
4 mm			32	17							brown - 3	MD-M54-M4HB-K3
4 mm			32	17							yellow - 5	MD-M54-M4HB-K5
4 mm			32	17							blue - 6	MD-M54-M4HB-K6
4 mm			32	17							red - 8	MD-M54-M4HB-K8
6 mm			32	17							green - 0	MD-M54-M6HB-K0
6 mm			32	17							black - 2	MD-M54-M6HB-K2
6 mm			32	17							brown - 3	MD-M54-M6HB-K3
6 mm			32	17							yellow - 5	MD-M54-M6HB-K5
6 mm			32	17							blue - 6	MD-M54-M6HB-K6
6 mm			32	17							red - 8	MD-M54-M6HB-K8
10 mm			32	17							green - 0	MD-M54-M10HB-K0
10 mm			32	17							black - 2	MD-M54-M10HB-K2
10 mm			32	17							brown - 3	MD-M54-M10HB-K3
10 mm			32	17							yellow - 5	MD-M54-M10HB-K5
10 mm			32	17							blue - 6	MD-M54-M10HB-K6
10 mm			32	17							red - 8	MD-M54-M10HB-K8



Technical Description

Plastic coupling in nominal diameter 6 mm. The system is particularly suited to use with weak alkalis and acids. The coupling stands out for its light weight and intuitive operation. Secure sealing is indicated by an audible click.

Working Temperature

-40°C up to +82°C



Working Pressure**

0-8 bar
 ** maximum static working pressure with safety factor 4 to 1.

0-8 bar

0-8 bar

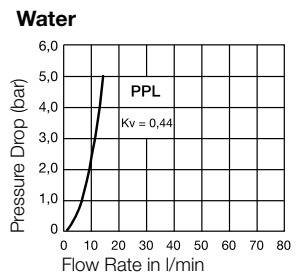
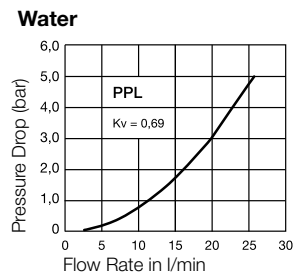
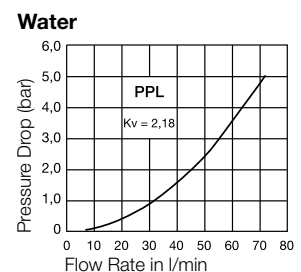
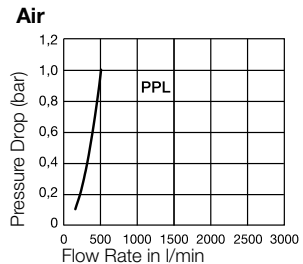
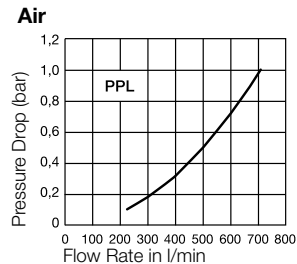
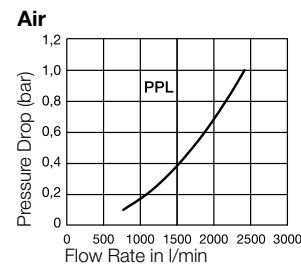
Material

Coupling: Acetal (POM), natural color, USP Class VI
Plug: Acetal (POM), natural color, USP Class VI
Seals: FDA Buna-N

Coupling: Acetal (POM), natural color, USP Class VI
Plug: Acetal (POM), natural color, USP Class VI
Seals: FDA Buna-N

Coupling: Acetal (POM), natural color, USP Class VI
Plug: Acetal (POM), natural color, USP Class VI
Seals: FDA Buna-N

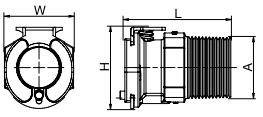
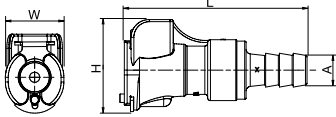
Flow diagrams





Couplings – without valve

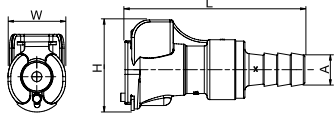
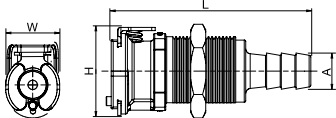
Series PPL

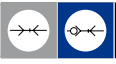
	Connection A	HEX mm	W mm	L mm	L1 mm	L2 mm	L3 mm	H mm	B mm	G mm	S mm	Color Coding Ring	Part Number
 <p>Male Thread</p>	3/8" BSPT		19,1	29,2				23,6					PPL-253-6MBT
 <p>Hose Barb</p>	6 mm		19,1	48,3				23,6					PPL-253-4HB
	8 mm		19,1	48,3				23,6					PPL-253-5HB
	10 mm		19,1	48,3				23,6					PPL-253-6HB



Couplings – with valve

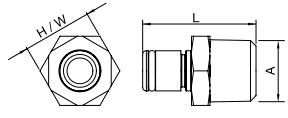
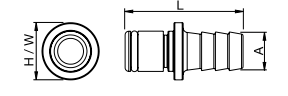
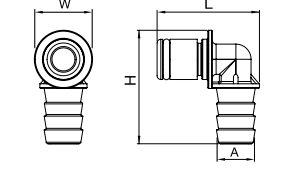
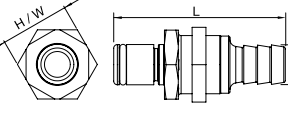
Series PPL

	Connection A	HEX mm	W mm	L mm	L1 mm	L2 mm	L3 mm	H mm	B mm	G mm	S mm	Color Coding Ring	Part Number
 <p>Hose Barb</p>	6 mm		19,1	48,3				23,6					PPL-251-4HB
	8 mm		19,1	48,3				23,6					PPL-251-5HB
	10 mm		19,1	48,3				23,6					PPL-251-6HB
 <p>Panel Mount with Hose Barb</p>	8 mm		19,1	48,3				23,6				PPL-251-H5HB	
	10 mm		19,1	48,3				23,6					PPL-251-H6HB



Plugs – without valve

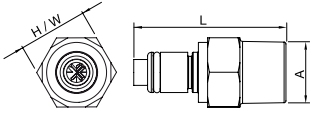
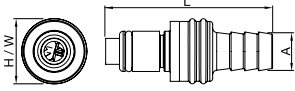
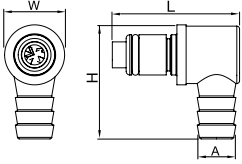
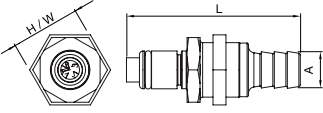
Series PPL

	Connection A	HEX mm	W mm	L mm	L1 mm	L2 mm	L3 mm	H mm	B mm	G mm	S mm	Color Coding Ring	Part Number
 <p>Male Thread</p>	1/4" BSPT		15,7	31,8				15,7					PPL-254-4MBT
	3/8" BSPT		18,8	31,8				18,8					PPL-254-6MBT
 <p>Hose Barb</p>	6 mm		15,7	31,8				15,7					PPL-254-4HB
	8 mm		15,7	31,8				15,7					PPL-254-5HB
	10 mm		15,7	31,8				15,7					PPL-254-6HB
 <p>Hose Barb 90°</p>	6 mm		15,7	27,9				32,5					PPL-254-C4HB
	10 mm		15,7	27,9				32,5					PPL-254-C6HB
 <p>Panel Mount with Hose Barb</p>	6 mm		18,8	47,8				18,8					PPL-254-H4HB
	10 mm		18,8	47,8				18,8					PPL-254-H6HB



Plugs – with valve

Series PPL

	Connection A	HEX mm	W mm	L mm	L1 mm	L2 mm	L3 mm	H mm	B mm	G mm	S mm	Color Coding Ring	Part Number
 <p>Male Thread</p>	1/4" BSPT		15,7	41,9				15,7					PPL-252-4MBT
	3/8" BSPT		19,1	41,9				19,1					PPL-252-6MBT
 <p>Hose Barb</p>	6 mm		17,8	49,3				17,8					PPL-252-4HB
	8 mm		17,8	49,3				17,8					PPL-252-5HB
	10 mm		17,8	46,5				17,8					PPL-252-6HB
 <p>Hose Barb 90°</p>	6 mm		15,7	27,9				32,5					PPL-252-C4HB
	10 mm		15,7	27,9				32,5					PPL-252-C6HB
 <p>Panel Mount with Hose Barb</p>	6 mm		18,8	50,8				18,8					PPL-252-H4HB
	8 mm		18,8	50,8				18,8					PPL-252-H5HB
	10 mm		18,8	50,8				18,8					PPL-252-H6HB



Other designs in series 48

The following other designs can be found from page:

- Thermoplastic P. 240

Technical Description

This coupling series is produced exclusively in materials of medical quality and it is specifically suited to use in medical, biotechnological, pharmaceutical and laboratory technology applications. The main components are molded in a clean room from virgin transparent USP Class VI polysulfone (PSU). The seals are made from platinum cured silicone, the locking pins are stainless steel.

Coupling system with single-hand operation. Audible click to indicate a secure connection. Transparent components allow visual control of the flow path. Completely smooth flow path without any dead spaces prevents cross-contamination. Ergonomic sleeve for easy operation with gloves.

Working Temperature

-20°C up to +148°C



Working Pressure**

0-4,5 bar

** maximum static working pressure with safety factor 4 to 1.

Material

Coupling: PSU, transparent, USP Class VI

Plug: PSU, transparent, USP Class VI

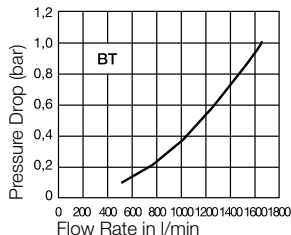
Seals: Platinum cured silicone, transparent, USP Class VI

Interchangeability

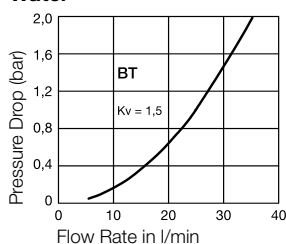
- Rectus 48

Flow diagrams

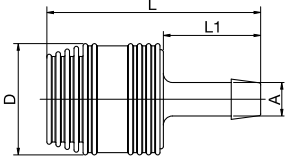
Air



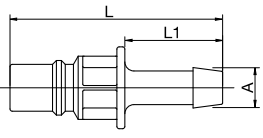
Water



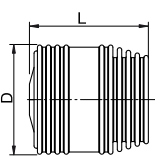
Couplings – without valve **Series BT**

	Connection A	HEX mm	HEX1 mm	L mm	L1 mm	L2 mm	L3 mm	D mm	B mm	G mm	S mm	Color Coding Ring	Part Number
 <p>Hose Barb</p>	4 mm			47,3	21,5			24,6					BT-M73-4HB
	6 mm			47,3	21,5			24,6					BT-M73-6HB
	8 mm			47,3	21,5			24,6					BT-M73-8HB

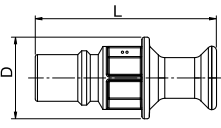
Plugs – without valve **Series BT**

	Connection A	HEX mm	HEX1 mm	L mm	L1 mm	L2 mm	L3 mm	D mm	B mm	G mm	S mm	Color Coding Ring	Part Number
 <p>Hose Barb</p>	4 mm			46,8	21,5								BT-M74-4HB
	6 mm			46,8	21,5								BT-M74-6HB
	8 mm			46,8	21,5								BT-M74-8HB

Dummy coupling **Series BT**

	Connection A	HEX mm	HEX1 mm	L mm	L1 mm	L2 mm	L3 mm	D mm	B mm	G mm	S mm	Color Coding Ring	Part Number
 <p>Hose Barb</p>				26,8				24,6					BT-M73-PLUG

Dummy plug **Series BT**

	Connection A	HEX mm	HEX1 mm	L mm	L1 mm	L2 mm	L3 mm	D mm	B mm	G mm	S mm	Color Coding Ring	Part Number
 <p>Hose Barb</p>				40				18					BT-M74-PLUG




Other designs in series 21

The following other designs can be found from page:

- ▶ Brass / Steel P. 30
- ▶ Stainless Steel P. 192
- ▶ Thermoplastic P. 232
- ▶ Medical Technology (MD) P. 256
- ▶ Coded Systems P. 298

Technical Description

Mini industrial coupling with the world's most popular profile in this nominal diameter. Above average flow performance for liquid and gaseous media. It also uses an additional safety locking system. This prevents unintentional disconnection. When being disconnected, the plug must first be pushed further into the coupling before it can be disconnected.

Dust Protections  (P. 319)
for Coupling Part.-No. SK16S

Working Temperature*
-20°C up to +100°C (NBR)
depending on the medium.

* For temperatures below -20°C and over +100°C and depending on the medium, other seal variants (FKM, EPDM, FFKM) are available.



Working Pressure**

35 bar
** maximum static working pressure with safety factor 4 to 1.

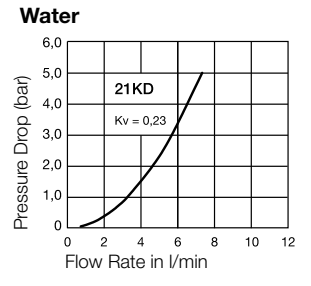
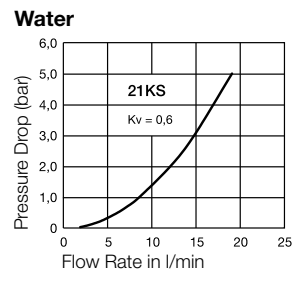
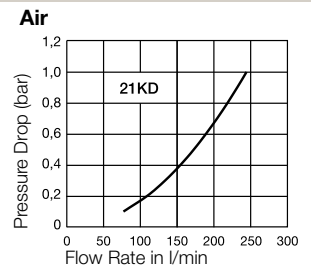
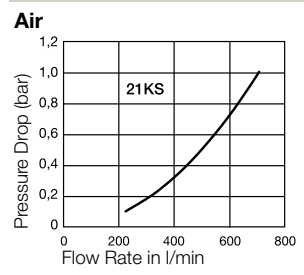
35 bar

Material

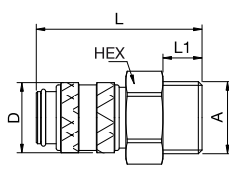
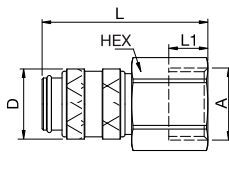
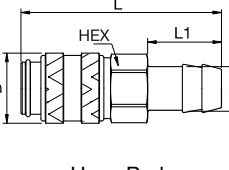
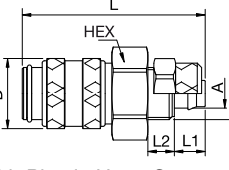
Coupling: Brass
Plug: Brass
Seals: NBR

Coupling: Brass nickel plated
Plug: Brass nickel plated
Seals: NBR

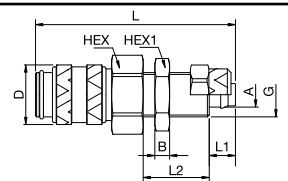
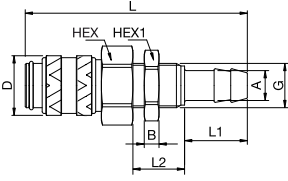
Flow diagrams



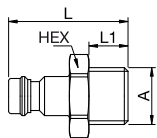
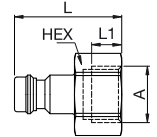
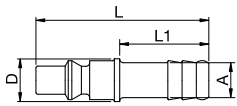


	Connection A	HEX mm	HEX1 mm	L mm	L1 mm	L2 mm	D mm	B mm	G mm	Version	Part Number
 <p>Male Thread</p>	G 1/8	14		36	7		16			blank	21KSAW10MPX
	G 1/8	14		36	7		16			nickel plated	21KSAW10MPN
	G 1/4	17		38	9		16			blank	21KSAW13MPX
	G 1/4	17		38	9		16			nickel plated	21KSAW13MPN
	G 3/8	19		38	9		16			blank	21KSAW17MPX
	G 3/8	19		38	9		16			nickel plated	21KSAW17MPN
	M 12 x 1,5	17		39	10		16			blank	21KSAD12MPX
	M 12 x 1,5	17		39	10		16			nickel plated	21KSAD12MPN
	M 14 x 1,5	17		39	10		16			blank	21KSAD14MPX
	M 14 x 1,5	17		39	10		16			nickel plated	21KSAD14MPN
 <p>Female Thread</p>	G 1/8	14		36	9		16			blank	21KSIW10MPX
	G 1/8	14		36	9		16			nickel plated	21KSIW10MPN
	G 1/4	17		38	9		16			blank	21KSIW13MPX
	G 1/4	17		38	9		16			nickel plated	21KSIW13MPN
	G 3/8	19		38	6		16			blank	21KSIW17MPX
	G 3/8	19		38	6		16			nickel plated	21KSIW17MPN
	M 12 x 1,5	17		38	6		16			blank	21KSIM12MPX
	M 12 x 1,5	17		38	6		16			nickel plated	21KSIM12MPN
	M 14 x 1,5	17		38	6		16			blank	21KSIM14MPX
	M 14 x 1,5	17		38	6		16			nickel plated	21KSIM14MPN
 <p>Hose Barb</p>	4 mm	14		46	17		16			blank	21KSTF04MPX
	4 mm	14		46	17		16			nickel plated	21KSTF04MPN
	5 mm	14		46	17		16			blank	21KSTF05MPX
	5 mm	14		46	17		16			nickel plated	21KSTF05MPN
	6 mm	14		46	17		16			blank	21KSTF06MPX
	6 mm	14		46	17		16			nickel plated	21KSTF06MPN
	8 mm	14		46	17		16			blank	21KSTF08MPX
	8 mm	14		46	17		16			nickel plated	21KSTF08MPN
	9 mm	14		46	17		16			blank	21KSTF09MPX
	9 mm	14		46	17		16			nickel plated	21KSTF09MPN
	10 mm	14		46	17		16			blank	21KSTF10MPX
	10 mm	14		46	17		16			nickel plated	21KSTF10MPN
 <p>with Plastic Hose Connection</p>	4 x 6 mm	14		42	7	6	16		M 10 x 1	blank	21KSKO06MPX
	4 x 6 mm	14		42	7	6	16		M 10 x 1	nickel plated	21KSKO06MPN
	6 x 8 mm	14		42	7	6	16		M 12 x 1	blank	21KSKO08MPX
	6 x 8 mm	14		42	7	6	16		M 12 x 1	nickel plated	21KSKO08MPN

Couplings – with valve **Series 21KS**

	Connection A	HEX mm	HEX1 mm	L mm	L1 mm	L2 mm	D mm	B mm	G mm	Version	Part Number
 <p>Panel Mount with Plastic Hose Connection</p>	4 x 6 mm	14	14	54	7	18	16	4	M 10 x 1	blank	21KSKS06MPX
	4 x 6 mm	14	14	54	7	18	16	4	M 10 x 1	nickel plated	21KSKS06MPN
	6 x 8 mm	17	17	54	7	18	16	4	M 12 x 1	blank	21KSKS08MPX
	6 x 8 mm	17	17	54	7	18	16	4	M 12 x 1	nickel plated	21KSKS08MPN
 <p>Panel Mount with Hose Barb</p>	4 mm	14	14	60	17	14	16	4	M 10 x 1	blank	21KSTS04MPX
	4 mm	14	14	60	17	14	16	4	M 10 x 1	nickel plated	21KSTS04MPN
	5 mm	17	17	60	17	14	16	4	M 12 x 1	blank	21KSTS05MPX
	5 mm	17	17	60	17	14	16	4	M 12 x 1	nickel plated	21KSTS05MPN
	6 mm	17	17	60	17	14	16	4	M 12 x 1	blank	21KSTS06MPX

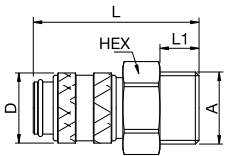
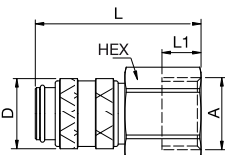
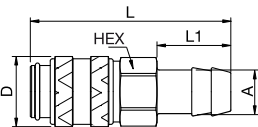
Plugs – without valve **Series 21KS**

	Connection A	HEX mm	HEX1 mm	L mm	L1 mm	L2 mm	D mm	B mm	G mm	Version	Part Number
 <p>Male Thread</p>	G 1/8	14		25	7					blank	21SSAW10MXX
	G 1/8	14		25	7					nickel plated	21SSAW10MXN
	G 1/4	17		28	9					blank	21SSAW13MXX
	G 1/4	17		28	9					nickel plated	21SSAW13MXN
 <p>Female Thread</p>	G 1/8	14		25	8					blank	21SSIW10MXX
	G 1/8	14		25	8					nickel plated	21SSIW10MXN
	G 1/4	17		25	9					blank	21SSIW13MXX
	G 1/4	17		25	9					nickel plated	21SSIW13MXN
 <p>Hose Barb</p>	4 mm			32	17		9			blank	21SSTF04MXX
	4 mm			32	17		9			nickel plated	21SSTF04MXN
	6 mm			32	17		9			blank	21SSTF06MXX
	6 mm			32	17		9			nickel plated	21SSTF06MXN
	8 mm			32	17		9			blank	21SSTF08MXX
	8 mm			32	17		9			nickel plated	21SSTF08MXN
	9 mm			33	17		10			blank	21SSTF09MXX
	9 mm			33	17		10			nickel plated	21SSTF09MXN
	10 mm			33	17		12			blank	21SSTF10MXX
	10 mm			33	17		12			nickel plated	21SSTF10MXN



Couplings – with valve

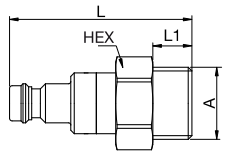
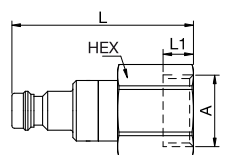
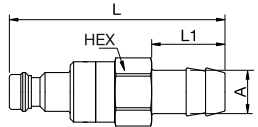
Series 21KD

	Connection A	HEX mm	HEX1 mm	L mm	L1 mm	L2 mm	D mm	B mm	G mm	Version	Part Number
 <p>Male Thread</p>	G 1/8	14		36	7		16				21KDAW10MPN
	G 1/4	17		38	9		16				21KDAW13MPN
	G 3/8	19		38	9		16				21KDAW17MPN
 <p>Female Thread</p>	G 1/8	14		36	9		16				21KDIW10MPN
	G 1/4	17		38	9		16				21KDIW13MPN
	G 3/8	19		38	9		16				21KDIW17MPN
 <p>Hose Barb</p>	6 mm	14		46	17		16				21KDTF06MPN
	10 mm	14		46	17		16				21KDTF10MPN



Plugs – with valve

Series 21KD

	Connection A	HEX mm	HEX1 mm	L mm	L1 mm	L2 mm	D mm	B mm	G mm	Version	Part Number
 <p>Male Thread</p>	G 1/8	14		40	7						21SDAW10MPN
	G 1/4	17		42	9						21SDAW13MPN
	G 3/8	19		42	9						21SDAW17MPN
 <p>Female Thread</p>	G 1/8	14		40	7						21SDIW10MPN
	G 1/4	17		42	7						21SDIW13MPN
 <p>Hose Barb</p>	6 mm	14		50	17						21SDTF06MPN
	10 mm	14		50	17						21SDTF10MPN



Technical Description

Safety coupling with UltraFlo-Valve for optimum flow and low pressure drop. The series stands out for its robust design (steel sleeve) and long service life even with the harshest use. Additional safety locking system. This safety lock prevents unintentional disconnection. To disconnect, the plug must first be pushed further into the coupling before it can be unlocked. The brass version has been developed specifically for use with water in the pressure range up to 35 bar.

Working Temperature*

-20°C up to +100°C (NBR) depending on the medium.

* For temperatures below -20°C and over +100°C and depending on the medium, other seal variants (FKM, EPDM, FFKM) are available.

Other designs in series 25

The following other designs can be found from page:

- ▶ Brass / Steel P. 98
- ▶ Stainless Steel P. 208
- ▶ Safety Self-Venting P. 294
- ▶ Coded Systems P. 302



Working Pressure**

35 bar (Brass-Version)
70 bar (with steel body and steel sleeve)
** maximum static working pressure with safety factor 4 to 1.

35 bar

Features

- Double profiled plug design against wear of material during operation

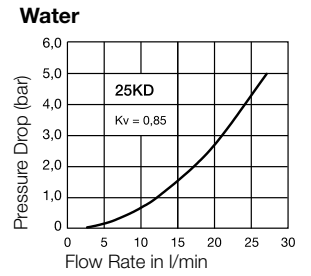
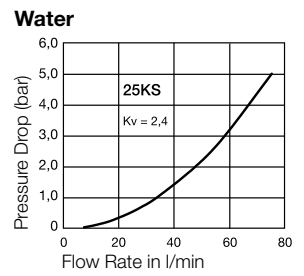
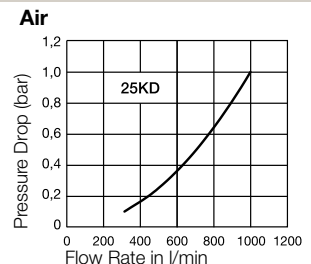
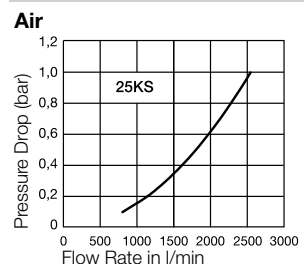
- Handy sleeve for optimum operation even with gloves

Material

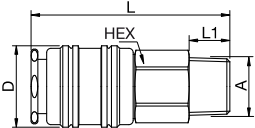
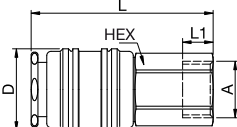
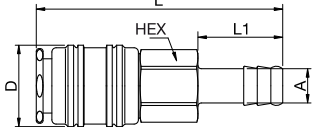
Coupling: Brass / Steel or Brass
Plug: Steel zinc plated or Brass
Seals: NBR

Coupling: Brass nickel plated
Plug: Brass nickel plated
Seals: NBR

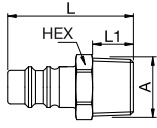
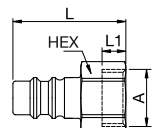
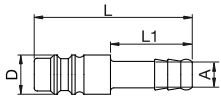
Flow diagrams





	Connection A	HEX mm	HEX1 mm	L mm	L1 mm	L2 mm	D mm	B mm	G mm	Version	Part Number
 <p>Male Thread</p>	R 1/4	19		60	12		23			Steel	25KSAK13SPN
	R 1/4	19		60	12		23			blank	25KSAK13BPX
	R 1/4	19		60	12		23			nickel plated	25KSAK13BPN
	R 3/8	19		60	12		23			Steel	25KSAK17SPN
	R 3/8	19		60	12		23			blank	25KSAK17BPX
	R 3/8	19		60	12		23			nickel plated	25KSAK17BPN
	R 1/2	22		61	17		23			Steel	25KSAK21SPN
	R 1/2	22		61	17		23			blank	25KSAK21BPX
	R 1/2	22		61	17		23			nickel plated	25KSAK21BPN
 <p>Female Thread</p>	G 1/4	19		56	10		23			Steel	25KSIW13SPN
	G 1/4	19		56	10		23			blank	25KSIW13BPX
	G 1/4	19		56	10		23			nickel plated	25KSIW13BPN
	G 3/8	19		55	9		23			Steel	25KSIW17SPN
	G 3/8	19		55	9		23			blank	25KSIW17BPX
	G 3/8	19		55	9		23			nickel plated	25KSIW17BPN
	G 1/2	24		58	12		23			Steel	25KSIW21SPN
 <p>Hose Barb</p>	6 mm	19		74	25		23			Steel	25KSTF06SPN
	8 mm	19		74	25		23			Steel	25KSTF08SPN
	8 mm	19		74	25		23			blank	25KSTF08BPX
	8 mm	19		74	25		23			nickel plated	25KSTF08BPN
	9 mm	19		74	25		23			Steel	25KSTF09SPN
	9 mm	19		74	25		23			blank	25KSTF09BPX
	9 mm	19		74	25		23			nickel plated	25KSTF09BPN
	10 mm	19		74	25		23			Steel	25KSTF10SPN
	10 mm	19		74	25		23			blank	25KSTF10BPX
	10 mm	19		74	25		23			nickel plated	25KSTF10BPN
	13 mm	19		74	25		23			Steel	25KSTF13SPN
	13 mm	19		74	25		23			blank	25KSTF13BPX
	13 mm	19		74	25		23			nickel plated	25KSTF13BPN

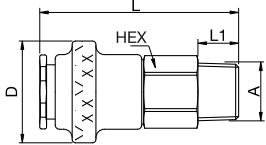
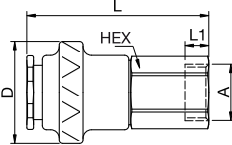
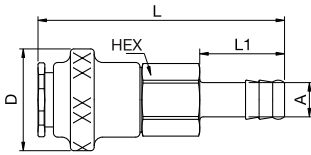
Plugs – without valve **Series 25KS**

	Connection A	HEX mm	HEX1 mm	L mm	L1 mm	L2 mm	D mm	B mm	G mm	Version	Part Number
 <p>Male Thread</p>	R 1/8	13		33	9					Steel	25SSAK10SXZ
	R 1/4	14		37	12					Steel	25SSAK13SXZ
	G 1/4	17		33	9					nickel plated	26SSAW13MXN
	R 3/8	17		37	12					Steel	25SSAK17SXZ
	R 1/2	22		43	17					Steel	25SSAK21SXZ
 <p>Female Thread</p>	G 1/4	17		33	9					Steel	25SSIW13SXZ
	G 3/8	19		33	9					Steel	25SSIW17SXZ
	G 1/2	24		36	12					Steel	25SSIW21SXZ
 <p>Hose Barb</p>	6 mm			48	25		12			Steel	25SSTF06SXZ
	8 mm			48	25		12			Steel	25SSTF08SXZ
	9 mm			48	25		12			Steel	25SSTF09SXZ
	10 mm			48	25		12			Steel	25SSTF10SXZ
	13 mm			48	25		15			Steel	25SSTF13SXZ



Couplings – with valve

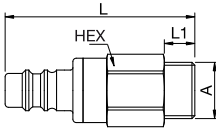
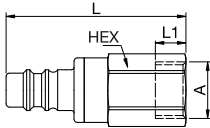
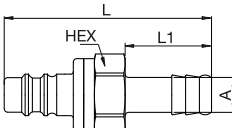
Series 25KD

	Connection A	HEX mm	HEX1 mm	L mm	L1 mm	L2 mm	D mm	B mm	G mm	Version	Part Number
 <p>Male Thread</p>	R 1/4	19		60	12		30				25KDAK13BPN
	R 3/8	19		60	12		30				25KDAK17BPN
	R 1/2	22		61	17		30				25KDAK21BPN
 <p>Female Thread</p>	G 1/4	19		56	10		30				25KDIW13BPN
	G 3/8	19		55	9		30				25KDIW17BPN
	G 1/2	24		58	12		30				25KDIW21BPN
 <p>Hose Barb</p>	6 mm	19		74	25		30				25KDTF06BPN
	8 mm	19		74	25		30				25KDTF08BPN
	9 mm	19		74	25		30				25KDTF09BPN
	10 mm	19		74	25		30				25KDTF10BPN
	13 mm	19		74	25		30				25KDTF13BPN



Plugs – with valve

Series 25KD

	Connection A	HEX mm	HEX1 mm	L mm	L1 mm	L2 mm	D mm	B mm	G mm	Version	Part Number
 <p>Male Thread</p>	G 1/4	22		43	9						25SDAW13MPN
	G 3/8	22		43	9						25SDAW17MPN
	G 1/2	22		46	12						25SDAW21MPN
 <p>Female Thread</p>	G 1/4	22		43	10						25SDIW13MPN
	G 3/8	22		43	9						25SDIW17MPN
	G 1/2	24		46	12						25SDIW21MPN
 <p>Hose Barb</p>	6 mm	21		60	25						25SDTF06MPN
	8 mm	21		60	25						25SDTF08MPN
	9 mm	21		60	25						25SDTF09MPN
	10 mm	21		60	25						25SDTF10MPN
	13 mm	21		60	25						25SDTF13MPN

**Technical Description**

The robust safety coupling is the largest version of the coupling series with safety locking. Coupling system with single-hand operation. UltraFlo valve for optimum flow and low pressure drop. Additional safety locking system. This safety lock prevents unintentional disconnection. To disconnect, the plug must first be pushed further into the coupling before it can be unlocked. Double profiled plug design against wear of material during operation.

Working Temperature*

-20°C up to +100°C (NBR)
depending on the medium.

* For temperatures below -20°C and over +100°C and depending on the medium, other seal variants (FKM, EPDM, FFKM) are available.

**Working Pressure****

35 bar

** maximum static working pressure with safety factor 4 to 1.

Material

Coupling: Brass / Steel nickel plated

Plug: Steel nickel plated

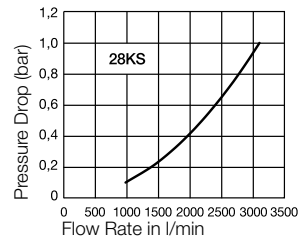
Seals: NBR

Interchangeability

• CETOP-Norm RP59 P-15

Flow diagrams

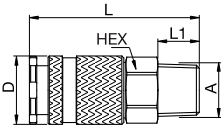
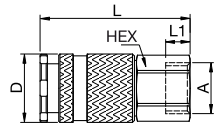
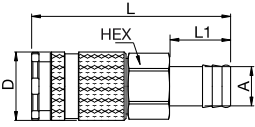
Air





Couplings – with valve

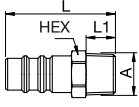
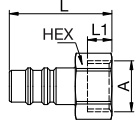
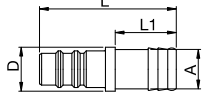
Series 28KS

	Connection A	HEX mm	HEX1 mm	L mm	L1 mm	L2 mm	D mm	B mm	G mm	Version	Part Number
 <p>Male Thread</p>	R 1/2	24		69,5	17		28				28KSAK21SPN
	R 3/4	27		69,5	17		28				28KSAK26SPN
 <p>Female Thread</p>	G 3/8	24		61,5	12		28				28KSIW17SPN
	G 1/2	24		61,5	12		28				28KSIW21SPN
	G 3/4	32		65,5	16		28				28KSIW26SPN
 <p>Hose Barb</p>	13 mm	24		81,5	25		28				28KSTF13SPN
	16 mm	24		81,5	25		28				28KSTF16SPN
	19 mm	24		81,5	25		28				28KSTF19SPN



Plugs – without valve

Series 28KS

	Connection A	HEX mm	HEX1 mm	L mm	L1 mm	L2 mm	D mm	B mm	G mm	Version	Part Number
 <p>Male Thread</p>	R 3/8	17		45	12						28SSAK17SXN
	R 1/2	22		50	17						28SSAK21SXN
 <p>Female Thread</p>	G 3/8	19		39	9						28SSIW17SXN
	G 1/2	24		42	12						28SSIW21SXN
	G 3/4	32		47	16						28SSIW26SXN
 <p>Hose Barb</p>	10 mm			54	25		15				28SSTF10SXN
	13 mm			54	25		15				28SSTF13SXN
	16 mm			56	25		18				28SSTF16SXN
	19 mm			56	25		21				28SSTF19SXN

**Technical Description**

This coupling system has been developed specifically for the area of breathing protection.

Coupling system with single-hand operation. UltraFlo valve for optimum flow and low pressure drop. Additional safety locking system. This safety lock prevents unintentional disconnection. To disconnect, the plug must first be pushed further into the coupling before it can be unlocked.

Profile cannot be interconnected with the 96KS series. Tested according EN 139 standard.

Dust Protections  (P. 319)
for Coupling Part.-No. SK23S

Working Temperature*

-20°C up to +100°C (NBR)
depending on the medium.

* For temperatures below -20°C and over +100°C and depending on the medium, other seal variants (FKM, EPDM, FFKM) are available.

**Working Pressure****

35 bar

** maximum static working pressure with safety factor 4 to 1.

Material

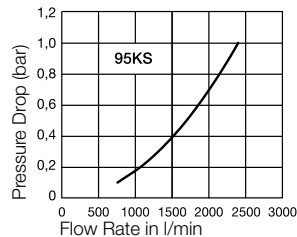
Coupling: Brass / Stainless Steel
or Brass nickel plated

Plug: Steel nickel plated

Seals: NBR

Flow diagrams

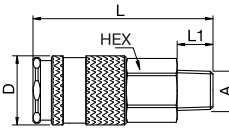
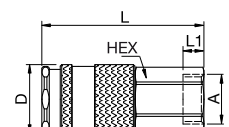
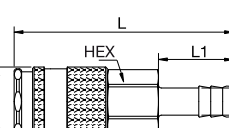
Air





Couplings – with valve

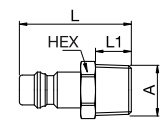
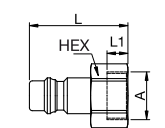
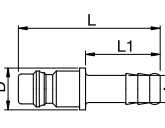
Series 95KS

	Connection A	HEX mm	HEX1 mm	L mm	L1 mm	L2 mm	D mm	B mm	G mm	Version	Part Number
 <p>Male Thread</p>	R 1/4	19		61	12		23			nickel plated	95KSAK13BPN
	R 1/4	19		61	12		23			Stainless Steel	95KSAK13RPN
	R 3/8	19		60	12		23			nickel plated	95KSAK17BPN
	R 3/8	19		60	12		23			Stainless Steel	95KSAK17RPN
	R 1/2	22		61	17		23			nickel plated	95KSAK21BPN
	R 1/2	22		61	17		23			Stainless Steel	95KSAK21RPN
 <p>Female Thread</p>	G 1/4	19		56	10		23			nickel plated	95KSIW13BPN
	G 1/4	19		56	10		23			Stainless Steel	95KSIW13RPN
	G 3/8	19		55	9		23			nickel plated	95KSIW17BPN
	G 3/8	19		55	9		23			Stainless Steel	95KSIW17RPN
	G 1/2	24		58	12		23			nickel plated	95KSIW21BPN
	G 1/2	24		58	12		23			Stainless Steel	95KSIW21RPN
 <p>Hose Barb</p>	6 mm	19		74	25		23			nickel plated	95KSTF06BPN
	7 mm	20		77	22		23			nickel plated	95KSTF07BPN
	8 mm	19		74	25		23			nickel plated	95KSTF08BPN
	9 mm	19		74	25		23			nickel plated	95KSTF09BPN
	9 mm	19		74	25		23			Stainless Steel	95KSTF09RPN
	10 mm	19		74	25		23			nickel plated	95KSTF10BPN
	10 mm	19		74	25		23			Stainless Steel	95KSTF10RPN
	13 mm	19		74	25		23			nickel plated	95KSTF13BPN



Plugs – without valve

Series 95KS

	Connection A	HEX mm	HEX1 mm	L mm	L1 mm	L2 mm	D mm	B mm	G mm	Version	Part Number
 <p>Male Thread</p>	R 1/4	14		38,5	12						95SSAK13MXN
	R 3/8	17		38,5	12						95SSAK17MXN
 <p>Female Thread</p>	G 1/4	17		33	9						95SSIW13MXN
	G 3/8	19		33	9						95SSIW17MXN
 <p>Hose Barb</p>	6 mm			47,5	25		14				95SSTF06MXN
	9 mm			47,5	25		14				95SSTF09MXN
	10 mm			47,5	25		14				95SSTF10MXN

7,4 = 43 mm²**96****Technical Description**

This coupling system has been developed specifically for the area of breathing protection.

Coupling system with single-hand operation. UltraFlo valve for optimum flow and low pressure drop. Additional safety locking system. This safety lock prevents unintentional disconnection. To disconnect, the plug must first be pushed further into the coupling before it can be unlocked.

Tested according EN 139 standard.

Dust Protections  (P. 319)
for Coupling Part.-No. SK23S
for Plug Part.-No. SK12S

Working Temperature*

-20°C up to +100°C (NBR)
depending on the medium.

* For temperatures below -20°C and over +100°C and depending on the medium, other seal variants (FKM, EPDM, FFKM) are available.

**Working Pressure****

35 bar

** maximum static working pressure with safety factor 4 to 1.

Material

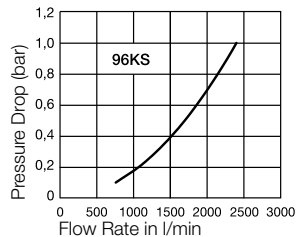
Coupling: Brass

Plug: Brass or Stainless Steel

Seals: NBR or FKM

Flow diagrams

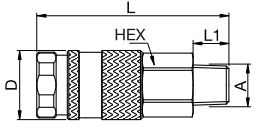
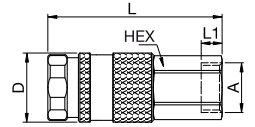
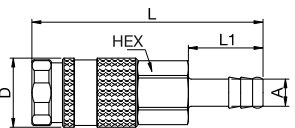
Air





Couplings – with valve

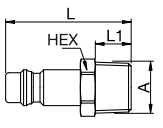
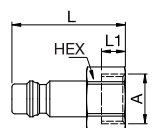
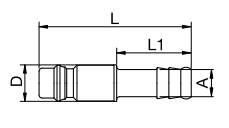
Series 96KS

	Connection A	HEX mm	HEX1 mm	L mm	L1 mm	L2 mm	D mm	B mm	G mm	Version	Part Number
 <p>Male Thread</p>	R 1/4	19		65	12		23				96KSAK13BPN
	R 3/8	19		64	12		23				96KSAK17BPN
	R 1/2	22		66	17		23				96KSAK21BPN
 <p>Female Thread</p>	G 1/4	19		60	10		23				96KSIW13BPN
	G 3/8	19		59	9		23				96KSIW17BPN
 <p>Hose Barb</p>	6 mm	19		78	25		23				96KSTF06BPN
	7 mm	20		77	22		23				96KSTF07BPN
	9 mm	19		78	25		23				96KSTF09BPN
	10 mm	19		78	25		23				96KSTF10BPN
	13 mm	19		78	25		23				96KSTF13BPN



Plugs – without valve

Series 96KS

	Connection A	HEX mm	HEX1 mm	L mm	L1 mm	L2 mm	D mm	B mm	G mm	Version	Part Number
 <p>Male Thread</p>	R 1/4	14		42	12					Brass	96SSAK13MXN
	R 3/8	17		42	12					Brass	96SSAK17MXN
	G 3/8	19		38	9					Stainless Steel	96SSAW17RXX
 <p>Female Thread</p>	G 1/4	17		38	10					Brass	96SSIW13MXN
	G 3/8	19		38	10					Brass	96SSIW17MXN
 <p>Hose Barb</p>	6 mm			51	25		12			Brass	96SSTF06MXN
	9 mm			51	25		12			Brass	96SSTF09MXN
	13 mm			53	25		12			Brass	96SSTF13MXN

**Other designs in series 14**

The following other designs can be found from page:

► Brass / Steel P. 46

Technical Description

Safety coupling with a self-venting system according to ISO C. Self-venting takes place during disconnection – no risk of pressurised hoses being tossed around. When the sleeve is pulled back, the plug is released yet remains locked in. The coupling valve closes and the air is vented from the air line at the same time. Only then, by operating the sleeve again, can uncoupling take place safely. The system fulfils the requirements of ISO 4414 – increased safety standards in the work place. The plastic sleeve does not scratch working surfaces.

Safety Note

Reliable functioning can only be guaranteed in conjunction with original Parker Rectus plugs made of steel.

Working Temperature*

-20°C up to +60°C (NBR)
depending on the medium.

* For temperatures below -20°C and over +60°C and depending on the medium, other seal variants (FKM, EPDM, FFKM) are available.

**Working Pressure****

12 bar

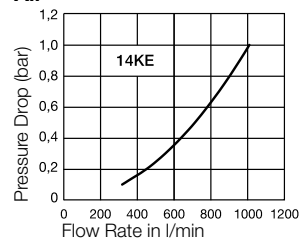
** maximum static working pressure with safety factor 4 to 1.

Material

Coupling: Brass nickel plated

Plug: Steel nickel plated

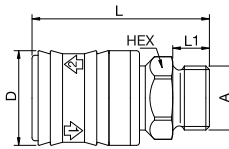
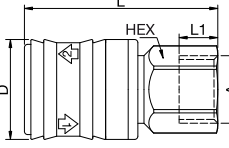
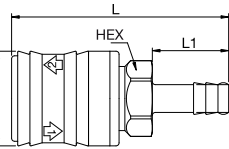
Seals: NBR

Flow diagrams**Air**



Couplings – with valve

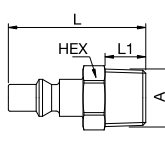
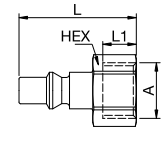
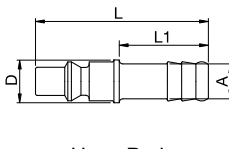
Series 14KE

	Connection A	HEX mm	HEX1 mm	L mm	L1 mm	L2 mm	D mm	B mm	G mm	Version	Part Number
 <p>Male Thread</p>	R 1/4	22		58	9		31				14KEAK13MPN
	R 3/8	22		58	9		31				14KEAK17MPN
	R 1/2	24		63	12		31				14KEAK21MPN
 <p>Female Thread</p>	G 1/4	22		57	9		31				14KEIW13MPN
	G 3/8	22		57	9		31				14KEIW17MPN
	G 1/2	24		60	12		31				14KEIW21MPN
 <p>Hose Barb</p>	6 mm	22		71	25		31				14KETF06MPN
	8 mm	22		71	25		31				14KETF08MPN
	9 mm	22		71	25		31				14KETF09MPN
	10 mm	22		71	25		31				14KETF10MPN
	13 mm	22		71	25		31				14KETF13MPN



Plugs – without valve

Series 22SF

	Connection A	HEX mm	HEX1 mm	L mm	L1 mm	L2 mm	D mm	B mm	G mm	Version	Part Number
 <p>Male Thread</p>	R 1/8	12		35	9						22SFAK10SXN
	R 1/4	14		41	12						22SFAK13SXN
	R 3/8	17		41	12						22SFAK17SXN
	R 1/2	22		46	17						22SFAK21SXN
 <p>Female Thread</p>	G 1/4	17		35	9						22SFIW13SXN
	G 3/8	19		35	10						22SFIW17SXN
	G 1/2	24		38	12						22SFIW21SXN
 <p>Hose Barb</p>	6 mm			49	25		12				22SFTF06SXN
	8 mm			49	25		12				22SFTF08SXN
	9 mm			49	25		12				22SFTF09SXN
	10 mm			49	25		12				22SFTF10SXN
	13 mm			49	25		12				22SFTF13SXN

**Other designs in series 18**

The following other designs can be found from page:

► Brass / Steel P. 50

Technical Description

Safety coupling with a self-venting system. Self-venting takes place during disconnection – no risk of pressurised hoses being tossed around. When the sleeve is pulled back, the plug is released yet remains locked in. The coupling valve closes and the air is vented from the air line at the same time. Only then, by operating the sleeve again, can uncoupling take place safely. The system fulfils the requirements of ISO 4414 – increased safety standards in the work place.

Safety Note

Reliable functioning can only be guaranteed in conjunction with original Parker Rectus plugs made of steel.

Working Temperature*

-20°C up to +60°C (NBR)
depending on the medium.

* For temperatures below -20°C and over +60°C and depending on the medium, other seal variants (FKM, EPDM, FFKM) are available.

**Working Pressure****

8 bar

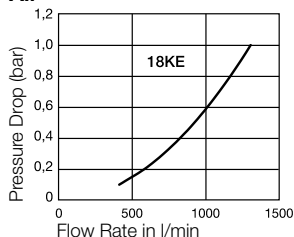
** maximum static working pressure with safety factor 4 to 1.

Material

Coupling: Brass nickel plated

Plug: Steel nickel plated

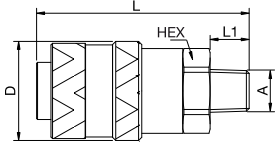
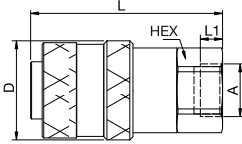
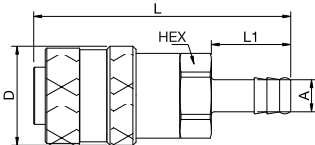
Seals: NBR

Flow diagrams**Air**



Couplings – with valve

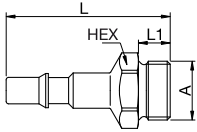
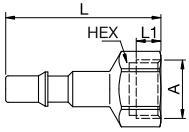
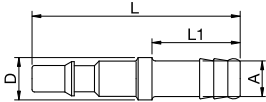
Series 18KE

	Connection A	HEX mm	HEX1 mm	L mm	L1 mm	L2 mm	D mm	B mm	G mm	Version	Part Number
 <p>Male Thread</p>	R 1/4	24		67	12		30				18KEAK13BPN
	R 3/8	24		67	12		30				18KEAK17BPN
	R 1/2	24		72	17		30				18KEAK21BPN
 <p>Female Thread</p>	G 1/4	24		63	10		30				18KEIW13BPN
	G 3/8	24		60	9		30				18KEIW17BPN
	G 1/2	24		65	12		30				18KEIW21BPN
 <p>Hose Barb</p>	6 mm	24		81	25		30				18KETF06BPN
	8 mm	24		81	25		30				18KETF08BPN
	9 mm	24		81	25		30				18KETF09BPN
	10 mm	24		81	25		30				18KETF10BPN
	13 mm	24		81	25		30				18KETF13BPN



Plugs – without valve

Series 18SF

	Connection A	HEX mm	HEX1 mm	L mm	L1 mm	L2 mm	D mm	B mm	G mm	Version	Part Number
 <p>Male Thread</p>	G 1/4	17		41	9						18SFAW13SXN
	G 3/8	19		41	9						18SFAW17SXN
 <p>Female Thread</p>	G 1/4	17		43	9						18SFIW13SXN
	G 3/8	19		44	9						18SFIW17SXN
 <p>Hose Barb</p>	6 mm			56	25		12				18SFTF06SXN
	8 mm			56	25		12				18SFTF08SXN
	9 mm			56	25		12				18SFTF09SXN
	10 mm			56	25		12				18SFTF10SXN
	13 mm			56	25		12				18SFTF13SXN

**Other designs in series 1400**

The following other designs can be found from page:

► Brass / Steel P. 62

Technical Description

Safety coupling 1/4" with a self-venting system according to ISO 6150 B. Self-venting takes place during disconnection – no risk of pressurised hoses being tossed around. When the sleeve is pulled back, the plug is released yet remains locked in. The coupling valve closes and the air is vented from the air line at the same time. Only then, by operating the sleeve again, can uncoupling take place safely. The system fulfils the requirements of ISO 4414 – increased safety standards in the work place. DIN EN 983. UltraFlo valve for optimum flow and low pressure drop.

Safety Note

Reliable functioning can only be guaranteed in conjunction with original Parker Rectus plugs made of steel.

Working Temperature*

-20°C up to +100°C (NBR)
depending on the medium.

* For temperatures below -20°C and over +100°C and depending on the medium, other seal variants (FKM, EPDM, FFKM) are available.

**Working Pressure****

0-12 bar

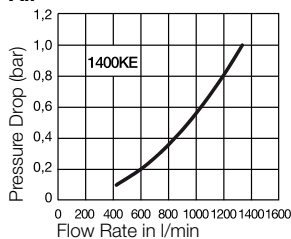
** maximum static working pressure with safety factor 4 to 1.

Material

Coupling: Brass / Steel nickel plated

Plug: Steel nickel plated

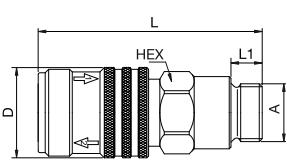
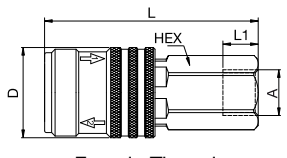
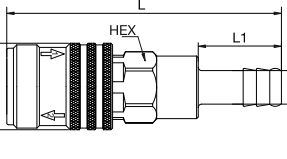
Seals: NBR

Flow diagrams**Air**



Couplings – with valve

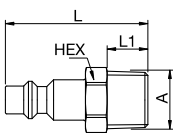
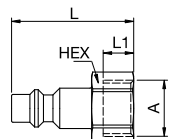
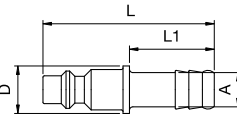
Series 1400KE

	Connection A	HEX mm	HEX1 mm	L mm	L1 mm	L2 mm	D mm	B mm	G mm	Version	Part Number
 <p>Male Thread</p>	G 1/4	19		64,5	9		26				1400KEAW13SPN
	G 3/8	21		64,5	9		26				1400KEAW17SPN
	G 1/2	24		67,5	12		26				1400KEAW21SPN
 <p>Female Thread</p>	G 1/4	19		61,5	9		26				1400KEIW13SPN
	G 3/8	19		61,5	9		26				1400KEIW17SPN
	G 1/2	24		64,5	12		26				1400KEIW21SPN
 <p>Hose Barb</p>	6 mm	19		82,5	25		26				1400KETF06SPN
	8 mm	19		82,5	25		26				1400KETF08SPN
	10 mm	19		82,5	25		26				1400KETF10SPN
	13 mm	19		82,5	25		26				1400KETF13SPN



Plugs – without valve

Series 23SF

	Connection A	HEX mm	HEX1 mm	L mm	L1 mm	L2 mm	D mm	B mm	G mm	Version	Part Number
 <p>Male Thread</p>	R 1/8	13		39	9						23SFAK10SXN
	R 1/4	14		42	12						23SFAK13SXN
	R 3/8	17		42	12						23SFAK17SXN
	R 1/2	22		48	17						23SFAK21SXN
 <p>Female Thread</p>	G 1/8	14		36	9						23SFIW10SXN
	G 1/4	17		36	9						23SFIW13SXN
	G 3/8	19		36	9						23SFIW17SXN
	G 1/2	24		39	12						23SFIW21SXN
 <p>Hose Barb</p>	6 mm			51	14		25				23SFTF06SXN
	8 mm			51	14		25				23SFTF08SXN
	9 mm			51	14		25				23SFTF09SXN
	10 mm			51	14		25				23SFTF10SXN
	13 mm			51	15		25				23SFTF13SXN

**Other designs in series 24**

The following other designs can be found from page:

► Brass / Steel P. 70

Technical Description

Safety coupling with a self-venting system according to ISO 6150 B. Self-venting takes place during disconnection – no risk of pressurised hoses being tossed around. When the sleeve is pulled back, the plug is released yet remains locked in. The coupling valve closes and the air is vented from the air line at the same time. Only then, by operating the sleeve again, can uncoupling take place safely. The system fulfils the requirements of ISO 4414 – increased safety standards in the work place. The plastic sleeve does not scratch working surfaces.

Safety Note

Reliable functioning can only be guaranteed in conjunction with original Parker Rectus plugs made of steel.

Working Temperature*

-20°C up to +60°C (NBR)
depending on the medium.

* For temperatures below -20°C and over +60°C and depending on the medium, other seal variants (FKM, EPDM, FFKM) are available.

**Working Pressure****

12 bar

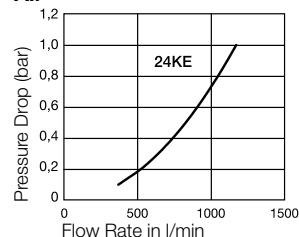
** maximum static working pressure with safety factor 4 to 1.

Material

Coupling: Brass nickel plated

Plug: Steel nickel plated

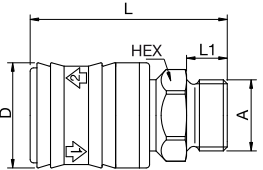
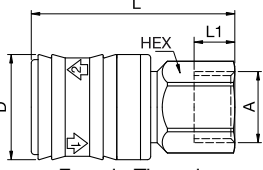
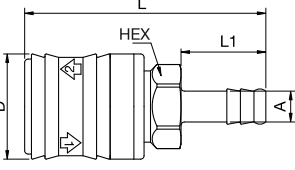
Seals: NBR

Flow diagrams**Air**



Couplings – with valve

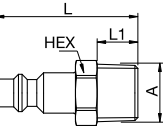
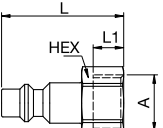
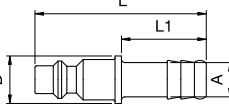
Series 24KE

	Connection A	HEX mm	HEX1 mm	L mm	L1 mm	L2 mm	D mm	B mm	G mm	Version	Part Number
 <p>Male Thread</p>	R 1/4	22		58	9		31				24KEAK13MPN
	R 3/8	22		58	9		31				24KEAK17MPN
	R 1/2	24		63	12		31				24KEAK21MPN
 <p>Female Thread</p>	G 1/4	22		57	9		31				24KEIW13MPN
	G 3/8	22		57	9		31				24KEIW17MPN
 <p>Hose Barb</p>	6 mm	22		71	25		31				24KETF06MPN
	8 mm	22		71	25		31				24KETF08MPN
	9 mm	22		71	25		31				24KETF09MPN
	10 mm	22		71	25		31				24KETF10MPN
	13 mm	22		71	25		31				24KETF13MPN



Plugs – without valve

Series 23SF

	Connection A	HEX mm	HEX1 mm	L mm	L1 mm	L2 mm	D mm	B mm	G mm	Version	Part Number
 <p>Male Thread</p>	R 1/8	13		39	9						23SFAK10SXN
	R 1/4	14		42	12						23SFAK13SXN
	R 3/8	17		42	12						23SFAK17SXN
	R 1/2	22		48	17						23SFAK21SXN
 <p>Female Thread</p>	G 1/8	14		36	9						23SFIW10SXN
	G 1/4	17		36	9						23SFIW13SXN
	G 3/8	19		36	9						23SFIW17SXN
	G 1/2	24		36	12						23SFIW21SXN
 <p>Hose Barb</p>	6 mm			51	25		14				23SFTF06SXN
	8 mm			51	25		14				23SFTF08SXN
	9 mm			51	25		14				23SFTF09SXN
	10 mm			51	25		14				23SFTF10SXN
	13 mm			51	25		14				23SFTF13SXN

**Other designs in series 26**

The following other designs can be found from page:

- Brass / Steel P. 84
- Stainless Steel P. 202

Technical Description

Safety coupling with a self-venting system. Self-venting takes place during disconnection – no risk of pressurised hoses being tossed around. When the sleeve is pulled back, the plug is released yet remains locked in. The coupling valve closes and the air is vented from the air line at the same time. Only then, by operating the sleeve again, can uncoupling take place safely. The system fulfils the requirements of ISO 4414 – increased safety standards in the work place. The plastic sleeve does not scratch working surfaces.

Safety Note

Reliable functioning can only be guaranteed in conjunction with original Parker Rectus plugs made of steel.

Working Temperature*

-20°C up to +60°C (NBR)
depending on the medium.

* For temperatures below -20°C and over +60°C and depending on the medium, other seal variants (FKM, EPDM, FFKM) are available.

**Working Pressure****

12 bar

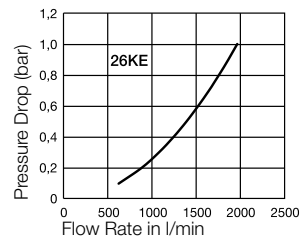
** maximum static working pressure with safety factor 4 to 1.

Material

Coupling: Brass nickel plated

Plug: Steel zinc plated

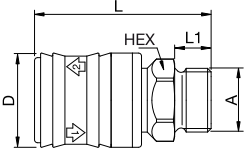
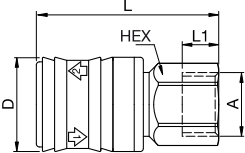
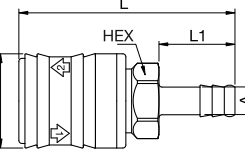
Seals: NBR

Flow diagrams**Air**



Couplings – with valve

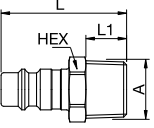
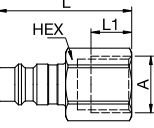
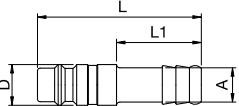
Series 26KE

	Connection A	HEX mm	HEX1 mm	L mm	L1 mm	L2 mm	D mm	B mm	G mm	Version	Part Number
 <p>Male Thread</p>	G 1/4	22		55	9		31				26KEAW13MPN
	G 3/8	22		55	9		31				26KEAW17MPN
	G 1/2	24		58	12		31				26KEAW21MPN
 <p>Female Thread</p>	G 1/4	22		57	9		31				26KEIW13MPN
	G 3/8	22		57	9		31				26KEIW17MPN
	G 1/2	24		60	12		31				26KEIW21MPN
 <p>Hose Barb</p>	6 mm	22		71	25		31				26KETF06MPN
	8 mm	22		71	25		31				26KETF08MPN
	9 mm	22		71	25		31				26KETF09MPN
	10 mm	22		71	25		31				26KETF10MPN
	13 mm	22		71	25		31				26KETF13MPN



Plugs – without valve

Series 25SF

	Connection A	HEX mm	HEX1 mm	L mm	L1 mm	L2 mm	D mm	B mm	G mm	Version	Part Number
 <p>Male Thread</p>	R 1/8	13		33	9						25SFAK10SXZ
	R 1/4	14		37	12						25SFAK13SXZ
	R 3/8	17		37	12						25SFAK17SXZ
	R 1/2	22		43	17						25SFAK21SXZ
 <p>Female Thread</p>	G 1/8	14		30	7						25SFIW10SXZ
	G 1/4	17		33	9						25SFIW13SXZ
	G 3/8	19		33	9						25SFIW17SXZ
	G 1/2	24		36	12						25SFIW21SXZ
 <p>Hose Barb</p>	6 mm			48	25		12				25SFTF06SXZ
	8 mm			48	25		12				25SFTF08SXZ
	9 mm			48	25		12				25SFTF09SXZ
	10 mm			48	25		12				25SFTF10SXZ
	13 mm			48	25		12				25SFTF13SXZ

**Other designs in series 1600**

The following other designs can be found from page:

► Brass / Steel

P. 106

Technical Description

Safety coupling with a self-venting system. Self-venting takes place during disconnection – no risk of pressurised hoses being tossed around. When the sleeve is pulled back, the plug is released yet remains locked in. The coupling valve closes and the air is vented from the air line at the same time. Only then, by operating the sleeve again, can uncoupling take place safely. The system fulfils the requirements of ISO 4414 – increased safety standards in the work place. DIN EN 983. UltraFlo valve for optimum flow and low pressure drop.

Safety Note

Reliable functioning can only be guaranteed in conjunction with original Parker Rectus plugs made of steel.

Working Temperature*

-20°C up to +100°C (NBR)
depending on the medium.

* For temperatures below -20°C and over +100°C and depending on the medium, other seal variants (FKM, EPDM, FFKM) are available.

**Working Pressure****

2-12 bar

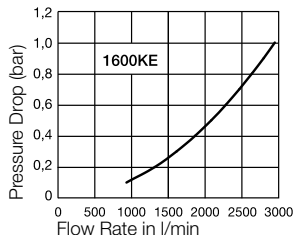
** maximum static working pressure with safety factor 4 to 1.

Material

Coupling: Brass nickel plated / Steel

Plug: Steel zinc plated

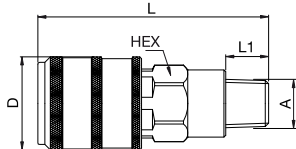
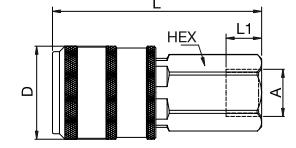
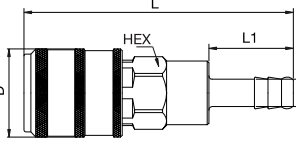
Seals: NBR

Flow diagrams**Air**



Couplings – with valve

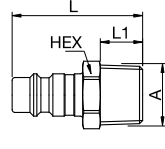
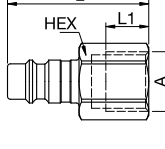
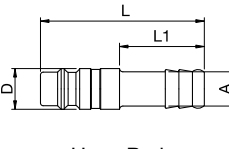
Series 1600KE

	Connection A	HEX mm	HEX1 mm	L mm	L1 mm	L2 mm	D mm	B mm	G mm	Version	Part Number
 <p>Male Thread</p>	R 1/4	19		64,5	12		26				1600KEAK13SPN
	R 3/8	19		64,5	12		26				1600KEAK17SPN
	R 1/2	22		59	17		26				1600KEAK21SPN
 <p>Female Thread</p>	G 1/4	19		59	10		26				1600KEIW13SPN
	G 3/8	19		59	9		26				1600KEIW17SPN
	G 1/2	24		61,5	12		26				1600KEIW21SPN
 <p>Hose Barb</p>	6 mm	19		79,5	25		26				1600KETF06SPN
	9 mm	19		79,5	25		26				1600KETF09SPN
	10 mm	19		79,5	25		26				1600KETF10SPN
	13 mm	19		79,5	25		26				1600KETF13SPN



Plugs – without valve

Series 25SF

	Connection A	HEX mm	HEX1 mm	L mm	L1 mm	L2 mm	D mm	B mm	G mm	Version	Part Number
 <p>Male Thread</p>	R 1/8	13		33	9						25SFAK10SXZ
	R 1/4	14		37	12						25SFAK13SXZ
	R 3/8	17		37	12						25SFAK17SXZ
	R 1/2	22		43	17						25SFAK21SXZ
 <p>Female Thread</p>	G 1/8	14		30	7						25SFIW10SXZ
	G 1/4	17		38,5	9						25SFIW13SXZ
	G 3/8	19		39,5	9						25SFIW17SXZ
	G 1/2	24		44	12						25SFIW21SXZ
 <p>Hose Barb</p>	6 mm			48	25		12				25SFTF06SXZ
	8 mm			48	25		12				25SFTF08SXZ
	9 mm			48	25		12				25SFTF09SXZ
	10 mm			48	25		12				25SFTF10SXZ
	13 mm			48	25		12				25SFTF13SXZ

**Other designs in series 1700**

The following other designs can be found from page:

► Brass / Steel

P. 134

Technical Description

Safety coupling with a self-venting system. Self-venting takes place during disconnection – no risk of pressurised hoses being tossed around. When the sleeve is pulled back, the plug is released yet remains locked in. The coupling valve closes and the air is vented from the air line at the same time. Only then, by operating the sleeve again, can uncoupling take place safely. The system fulfils the requirements of ISO 4414 – increased safety standards in the work place. DIN EN 983. UltraFlo valve for optimum flow and low pressure drop.

Safety Note

Reliable functioning can only be guaranteed in conjunction with original Parker Rectus plugs made of steel.

Working Temperature*

-20°C up to +100°C (NBR)
depending on the medium.

* For temperatures below -20°C and over +100°C and depending on the medium, other seal variants (FKM, EPDM, FFKM) are available.

**Working Pressure****

0-12 bar

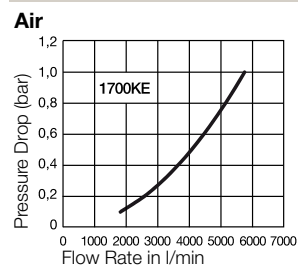
** maximum static working pressure with safety factor 4 to 1.

Material

Coupling: Brass / Steel nickel plated

Plug: Steel nickel plated

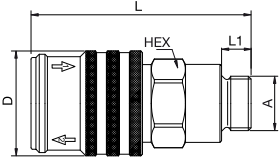
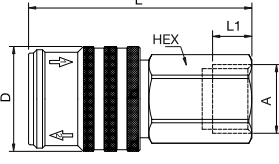
Seals: NBR

Flow diagrams



Couplings – with valve

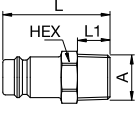
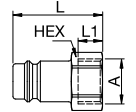
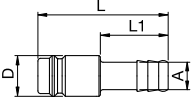
Series 1700KE

	Connection A	HEX mm	HEX1 mm	L mm	L1 mm	L2 mm	D mm	B mm	G mm	Version	Part Number
 <p>Male Thread</p>	G 3/8	24		67	9		32				1700KEAW17SPN
	G 1/2	24		70	12		32				1700KEAW21SPN
	G 3/4	30		74	16		32				1700KEAW26SPN
 <p>Female Thread</p>	G 3/8	24		64,5	12		32				1700KEIW17SPN
	G 1/2	24		68	12		32				1700KEIW21SPN
	G 3/4	32		74	16		32				1700KEIW26SPN



Plugs – without valve

Series 27SF

	Connection A	HEX mm	HEX1 mm	L mm	L1 mm	L2 mm	D mm	B mm	G mm	Version	Part Number	
 <p>Male Thread</p>	R 1/4	17		40	12						27SFAK13SXN	
	R 3/8	17		40	12						27SFAK17SXN	
	R 1/2	22		45	17						27SFAK21SXN	
	R 3/4	27		48	19						27SFAK26SXN	
 <p>Female Thread</p>	G 1/4	17		33	9						27SFIW13SXN	
	G 3/8	19		33	9						27SFIW17SXN	
	G 1/2	24		37	12						27SFIW21SXN	
	G 3/4	32		42	16						27SFIW26SXN	
 <p>Hose Barb</p>	6 mm			48	25		15				27SFTF06SXN	
	8 mm			48	25		15				27SFTF08SXN	
	9 mm			48	25		15				27SFTF09SXN	
	10 mm			48	25		15				27SFTF10SXN	
	13 mm			48	25		15				27SFTF13SXN	
	16 mm			49	25		18					27SFTF16SXN
	19 mm			49	25		18					27SFTF19SXN

5 = 20 mm²**21****Other designs in series 21**

The following other designs can be found from page:

- | | |
|---------------------------|--------|
| ▶ Brass / Steel | P. 30 |
| ▶ Stainless Steel | P. 192 |
| ▶ Thermoplastic | P. 232 |
| ▶ Medical Technology (MD) | P. 256 |
| ▶ Safety | P. 270 |

Technical Description

Coded industrial coupling system developed on the basis of series 21 with above-average flow rate for liquid and gaseous media.

Coupling system with single-hand operation. The mechanical coding of the coupling and plug offers a guarantee for avoiding mix-ups between media when coupling, which is complemented by the color coding of the anodised sleeves.

Double shut-off version available on request.

Working Temperature*

-20°C up to +100°C (NBR)
depending on the medium.

* For temperatures below -20°C and over +100°C and depending on the medium, other seal variants (FKM, EPDM, FFKM) are available.

**Working Pressure****

35 bar

** maximum static working pressure with safety factor 4 to 1.

Material

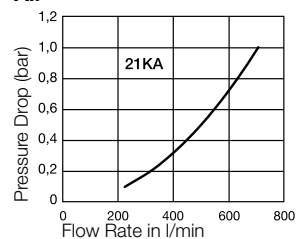
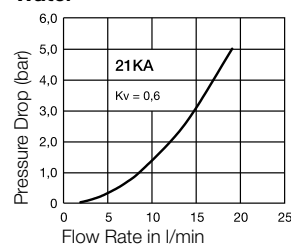
Coupling: Brass

Plug: Brass or Brass nickel plated

Seals: NBR

Interchangeability

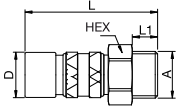
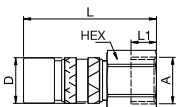
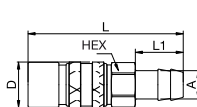
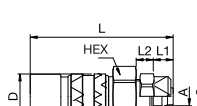
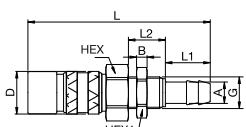
- Rectus Design

Flow diagrams**Air****Water**





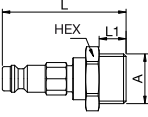
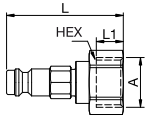
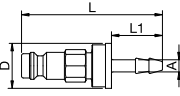
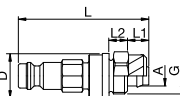
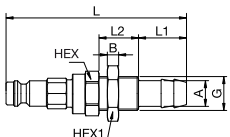


Couplings – with valve

Series 21KA

	Connection A	HEX mm	HEX1 mm	L mm	L1 mm	L2 mm	D mm	B mm	G mm	Version	● Part Number	▲ Part Number	◆ Part Number	● Part Number
 Male Thread	G 1/8	14		47	7		16			blank	21KAAW10MPX0	21KAAW10MPX3	21KAAW10MPX6	21KAAW10MPX8
	G 1/8	14		47	7		16			nickel plated	21KAAW10MPN0	21KAAW10MPN3	21KAAW10MPN6	21KAAW10MPN8
	G 1/4	17		47	9		16			blank	21KAAW13MPX0	21KAAW13MPX3	21KAAW13MPX6	21KAAW13MPX8
	G 1/4	17		47	9		16			nickel plated	21KAAW13MPN0	21KAAW13MPN3	21KAAW13MPN6	21KAAW13MPN8
 Female Thread	G 1/8	14		47	7		16			blank	21KAIW10MPX0	21KAIW10MPX3	21KAIW10MPX6	21KAIW10MPX8
	G 1/8	14		47	7		16			nickel plated	21KAIW10MPN0	21KAIW10MPN3	21KAIW10MPN6	21KAIW10MPN8
	G 1/4	17		47	9		16			blank	21KAIW13MPX0	21KAIW13MPX3	21KAIW13MPX6	21KAIW13MPX8
	G 1/4	17		47	9		16			nickel plated	21KAIW13MPN0	21KAIW13MPN3	21KAIW13MPN6	21KAIW13MPN8
 Hose Barb	4 mm	14		69	17		16			blank	21KATF04MPX0	21KATF04MPX3	21KATF04MPX6	21KATF04MPX8
	4 mm	14		69	17		16			nickel plated	21KATF04MPN0	21KATF04MPN3	21KATF04MPN6	21KATF04MPN8
	6 mm	14		69	17		16			blank	21KATF06MPX0	21KATF06MPX3	21KATF06MPX6	21KATF06MPX8
	6 mm	14		69	17		16			nickel plated	21KATF06MPN0	21KATF06MPN3	21KATF06MPN6	21KATF06MPN8
	8 mm	14		69	17		16			blank	21KATF08MPX0	21KATF08MPX3	21KATF08MPX6	21KATF08MPX8
	8 mm	14		69	17		16			nickel plated	21KATF08MPN0	21KATF08MPN3	21KATF08MPN6	21KATF08MPN8
 with Plastic Hose Connection	4 x 6 mm	14		51	7	6	16		M10x1	blank	21KAKO06MPX0	21KAKO06MPX3	21KAKO06MPX6	21KAKO06MPX8
	4 x 6 mm	14		51	7	6	16		M10x1	nickel plated	21KAKO06MPN0	21KAKO06MPN3	21KAKO06MPN6	21KAKO06MPN8
	6 x 8 mm	14		51	7	6	16		M12x1	blank	21KAKO08MPX0	21KAKO08MPX3	21KAKO08MPX6	21KAKO08MPX8
	6 x 8 mm	14		51	7	6	16		M12x1	nickel plated	21KAKO08MPN0	21KAKO08MPN3	21KAKO08MPN6	21KAKO08MPN8
 Panel Mount with Hose Barb	4 mm	14	14	69	14	17	16	4	M10x1	blank	21KATS04MPX0	21KATS04MPX3	21KATS04MPX6	21KATS04MPX8
	4 mm	14	14	69	14	17	16	4	M10x1	nickel plated	21KATS04MPN0	21KATS04MPN3	21KATS04MPN6	21KATS04MPN8
	6 mm	14	17	69	14	17	16	4	M12x1	blank	21KATS06MPX0	21KATS06MPX3	21KATS06MPX6	21KATS06MPX8
	6 mm	14	17	69	14	17	16	4	M12x1	nickel plated	21KATS06MPN0	21KATS06MPN3	21KATS06MPN6	21KATS06MPN8
	8 mm	14	17	69	14	17	16	4	M12x1	blank	21KATS08MPX0	21KATS08MPX3	21KATS08MPX6	21KATS08MPX8

Plugs – without valve **Series 21KA**

	Connection A	HEX mm	HEX1 mm	L mm	L1 mm	L2 mm	D mm	B mm	G mm	Version	 Part Number	 Part Number	 Part Number	 Part Number
 <p>Male Thread</p>	G 1/8	17		39,5	7					blank	21SFAW10MXX0	21SFAW10MXX3	21SFAW10MXX6	21SFAW10MXX8
	G 1/8	17		39,5	7					nickel plated	21SFAW10MXN0	21SFAW10MXN3	21SFAW10MXN6	21SFAW10MXN8
	G 1/4	17		41,5	9					blank	21SFAW13MXX0	21SFAW13MXX3	21SFAW13MXX6	21SFAW13MXX8
	G 1/4	17		41,5	9					nickel plated	21SFAW13MXN0	21SFAW13MXN3	21SFAW13MXN6	21SFAW13MXN8
 <p>Female Thread</p>	G 1/8	17		38,5	5					blank	21SFIW10MXX0	21SFIW10MXX3	21SFIW10MXX6	21SFIW10MXX8
	G 1/8	17		38,5	5					nickel plated	21SFIW10MXN0	21SFIW10MXN3	21SFIW10MXN6	21SFIW10MXN8
	G 1/4	17		39	7					blank	21SFIW13MXX0	21SFIW13MXX3	21SFIW13MXX6	21SFIW13MXX8
	G 1/4	17		39	7					nickel plated	21SFIW13MXN0	21SFIW13MXN3	21SFIW13MXN6	21SFIW13MXN8
 <p>Hose Barb</p>	4 mm			47	17		15			blank	21SFTF04MXX0	21SFTF04MXX3	21SFTF04MXX6	21SFTF04MXX8
	4 mm			47	17		15			nickel plated	21SFTF04MXN0	21SFTF04MXN3	21SFTF04MXN6	21SFTF04MXN8
	6 mm			47	17		15			blank	21SFTF06MXX0	21SFTF06MXX3	21SFTF06MXX6	21SFTF06MXX8
	6 mm			47	17		15			nickel plated	21SFTF06MXN0	21SFTF06MXN3	21SFTF06MXN6	21SFTF06MXN8
 <p>with Plastic Hose Connection</p>	4 x 6 mm			43	7	6	15		M10x1	blank	21SFKO06MXX0	21SFKO06MXX3	21SFKO06MXX6	21SFKO06MXX8
	4 x 6 mm			43	7	6	15		M10x1	nickel plated	21SFKO06MXN0	21SFKO06MXN3	21SFKO06MXN6	21SFKO06MXN8
	6 x 8 mm			43,5	7	6	15		M12x1	blank	21SFKO08MXX0	21SFKO08MXX3	21SFKO08MXX6	21SFKO08MXX8
	6 x 8 mm			43,5	7	6	15		M12x1	nickel plated	21SFKO08MXN0	21SFKO08MXN3	21SFKO08MXN6	21SFKO08MXN8
 <p>Panel Mount with Hose Barb</p>	4 mm	17	14	63	17	14		4	M10x1	blank	21SFTS04MXX0	21SFTS04MXX3	21SFTS04MXX6	21SFTS04MXX8
	4 mm	17	14	63	17	14		4	M10x1	nickel plated	21SFTS04MXN0	21SFTS04MXN3	21SFTS04MXN6	21SFTS04MXN8
	6 mm	17	17	63	17	14		4	M12x1	blank	21SFTS06MXX0	21SFTS06MXX3	21SFTS06MXX6	21SFTS06MXX8
	6 mm	17	17	63	17	14		4	M12x1	nickel plated	21SFTS06MXN0	21SFTS06MXN3	21SFTS06MXN6	21SFTS06MXN8

Nominal Diameter

7,8 = 48 mm²

Rectus Series

25**Other designs in series 25**

The following other designs can be found from page:

- | | |
|-----------------------|--------|
| ▶ Brass / Steel | P. 98 |
| ▶ Stainless Steel | P. 208 |
| ▶ Safety | P. 274 |
| ▶ Safety Self-Venting | P. 294 |

Technical Description

Coded industrial coupling system developed on the basis of series 25. Coupling system with single-hand operation. UltraFlo valve for optimum flow and low pressure drop. The mechanical coding of the coupling and plug offers a guarantee for avoiding mix-ups between media when coupling, which is complemented by the color coding of the anodised sleeves. Double shut-off and straight-through couplings are available upon request. Cannot be interconnected with the Rectus standard 25 series.

Working Temperature*

-20°C up to +100°C (NBR)
depending on the medium.

* For temperatures below -20°C and over +100°C and depending on the medium, other seal variants (FKM, EPDM, FFKM) are available.

**Working Pressure******35 bar**

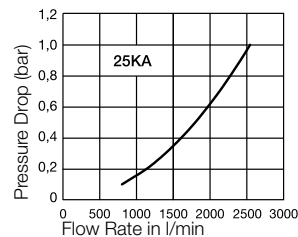
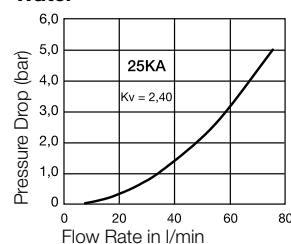
** maximum static working pressure with safety factor 4 to 1.

Material

Coupling: Brass
Plug: Brass or Brass nickel plated
Seals: NBR

Interchangeability

- Rectus Design

Flow diagrams**Air****Water**





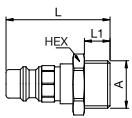
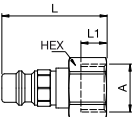
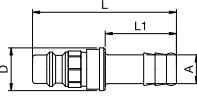
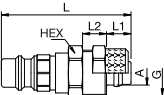
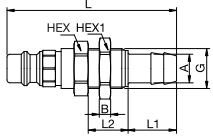


Couplings – with valve

Series 25KA

Connection A	HEX mm	HEX1 mm	L mm	L1 mm	L2 mm	D mm	B mm	G mm	Version				
										Part Number	Part Number	Part Number	Part Number
<p>Male Thread</p>	G 1/4	19		57,5	12				blank	25KAAW13BPX0	25KAAW13BPX3	25KAAW13BPX6	25KAAW13BPX8
	G 1/4	19		57,5	12				nickel plated	25KAAW13BPN0	25KAAW13BPN3	25KAAW13BPN6	25KAAW13BPN8
	G 3/8	19		57,5	12				blank	25KAAW17BPX0	25KAAW17BPX3	25KAAW17BPX6	25KAAW17BPX8
	G 3/8	19		57,5	12				nickel plated	25KAAW17BPN0	25KAAW17BPN3	25KAAW17BPN6	25KAAW17BPN8
	G 1/2	22		61	17				blank	25KAAW21BPX0	25KAAW21BPX3	25KAAW21BPX6	25KAAW21BPX8
	G 1/2	22		61	17				nickel plated	25KAAW21BPN0	25KAAW21BPN3	25KAAW21BPN6	25KAAW21BPN8
<p>Female Thread</p>	G 1/4	19		55	10				blank	25KAIW13BPX0	25KAIW13BPX3	25KAIW13BPX6	25KAIW13BPX8
	G 1/4	19		55	10				nickel plated	25KAIW13BPN0	25KAIW13BPN3	25KAIW13BPN6	25KAIW13BPN8
	G 3/8	19		55	9				blank	25KAIW17BPX0	25KAIW17BPX3	25KAIW17BPX6	25KAIW17BPX8
	G 3/8	19		55	9				nickel plated	25KAIW17BPN0	25KAIW17BPN3	25KAIW17BPN6	25KAIW17BPN8
	G 1/2	24		58	12				blank	25KAIW21BPX0	25KAIW21BPX3	25KAIW21BPX6	25KAIW21BPX8
	G 1/2	24		58	12				nickel plated	25KAIW21BPN0	25KAIW21BPN3	25KAIW21BPN6	25KAIW21BPN8
<p>Hose Barb</p>	6 mm	19		74	25				blank	25KATF06BPX0	25KATF06BPX3	25KATF06BPX6	25KATF06BPX8
	6 mm	19		74	25				nickel plated	25KATF06BPN0	25KATF06BPN3	25KATF06BPN6	25KATF06BPN8
	9 mm	19		74	25				blank	25KATF09BPX0	25KATF09BPX3	25KATF09BPX6	25KATF09BPX8
	9 mm	19		74	25				nickel plated	25KATF09BPN0	25KATF09BPN3	25KATF09BPN6	25KATF09BPN8
	13 mm	19		74	25				blank	25KATF13BPX0	25KATF13BPX3	25KATF13BPX6	25KATF13BPX8
	13 mm	19		74	25				nickel plated	25KATF13BPN0	25KATF13BPN3	25KATF13BPN6	25KATF13BPN8
<p>with Plastic Hose Connection</p>	6 x 8 mm	19		61	7	6		M12x1	blank	25KAKO08BPX0	25KAKO08BPX3	25KAKO08BPX6	25KAKO08BPX8
	6 x 8 mm	19		61	7	6		M12x1	nickel plated	25KAKO08BPN0	25KAKO08BPN3	25KAKO08BPN6	25KAKO08BPN8
	8 x 10 mm	19		65	9	8		M16x1	blank	25KAKO10BPX0	25KAKO10BPX3	25KAKO10BPX6	25KAKO10BPX8
	8 x 10 mm	19		65	9	8		M16x1	nickel plated	25KAKO10BPN0	25KAKO10BPN3	25KAKO10BPN6	25KAKO10BPN8

Plugs – without valve **Series 26SF**

	Connection A	HEX mm	HEX1 mm	L mm	L1 mm	L2 mm	D mm	B mm	G mm	Version	 Part Number	 Part Number	 Part Number	 Part Number
 <p>Male Thread</p>	G 1/4	17		36,5	9					blank	26SFAW13MXX0	26SFAW13MXX3	26SFAW13MXX6	26SFAW13MXX8
	G 1/4	17		36,5	9					nickel plated	26SFAW13MXN0	26SFAW13MXN3	26SFAW13MXN6	26SFAW13MXN8
	G 3/8	19		41,5	12					blank	26SFAW17MXX0	26SFAW17MXX3	26SFAW17MXX6	26SFAW17MXX8
	G 3/8	19		41,5	12					nickel plated	26SFAW17MXN0	26SFAW17MXN3	26SFAW17MXN6	26SFAW17MXN8
 <p>Female Thread</p>	G 1/4	17		36,5	8					blank	26SFIW13MXX0	26SFIW13MXX3	26SFIW13MXX6	26SFIW13MXX8
	G 1/4	17		36,5	8					nickel plated	26SFIW13MXN0	26SFIW13MXN3	26SFIW13MXN6	26SFIW13MXN8
	G 3/8	19		36,5	8					blank	26SFIW17MXX0	26SFIW17MXX3	26SFIW17MXX6	26SFIW17MXX8
	G 3/8	19		36,5	8					nickel plated	26SFIW17MXN0	26SFIW17MXN3	26SFIW17MXN6	26SFIW17MXN8
 <p>Hose Barb</p>	6 mm			50,5	25		15			blank	26SFTF06MXX0	26SFTF06MXX3	26SFTF06MXX6	26SFTF06MXX8
	6 mm			50,5	25		15			nickel plated	26SFTF06MXN0	26SFTF06MXN3	26SFTF06MXN6	26SFTF06MXN8
	9 mm			50,5	25		15			blank	26SFTF09MXX0	26SFTF09MXX3	26SFTF09MXX6	26SFTF09MXX8
	9 mm			50,5	25		15			nickel plated	26SFTF09MXN0	26SFTF09MXN3	26SFTF09MXN6	26SFTF09MXN8
	13 mm			50,5	25		15			blank	26SFTF13MXX0	26SFTF13MXX3	26SFTF13MXX6	26SFTF13MXX8
	13 mm			50,5	25		15			nickel plated	26SFTF13MXN0	26SFTF13MXN3	26SFTF13MXN6	26SFTF13MXN8
 <p>with Plastic Hose Connection</p>	6 x 8 mm			43,5	7	6	15		M12x1	blank	26SFKO08MXX0	26SFKO08MXX3	26SFKO08MXX6	26SFKO08MXX8
	6 x 8 mm			43,5	7	6	15		M12x1	nickel plated	26SFKO08MXN0	26SFKO08MXN3	26SFKO08MXN6	26SFKO08MXN8
	8 x 10 mm	17		43,5	8,5	8,5			M16x1	blank	26SFKO10MXX0	26SFKO10MXX3	26SFKO10MXX6	26SFKO10MXX8
	8 x 10 mm	17		43,5	8,5	8,5			M16x1	nickel plated	26SFKO10MXN0	26SFKO10MXN3	26SFKO10MXN6	26SFKO10MXN8
 <p>Panel Mount with Hose Barb</p>	6 mm	17	17	60	17	14		4	M12x1	blank	26SFTS06MXX0	26SFTS06MXX3	26SFTS06MXX6	26SFTS06MXX8
	6 mm	17	17	60	17	14		4	M12x1	nickel plated	26SFTS06MXN0	26SFTS06MXN3	26SFTS06MXN6	26SFTS06MXN8

Nominal Diameter

7,4 = 42 mm²

Rectus Series

65-67**Technical Description**

Quick connect coupling system with coding developed specifically for use with fuel gas and oxygen on pressure regulators / welding torches etc. Our „RectuKey“ coding system prevents mixing up media. Up to three different media can be safely (non-interchangeable) connected with the standard version.

Working Temperature*

-20°C up to +100°C (NBR)
depending on the medium.

* For temperatures below -20°C and over +100°C and depending on the medium, other seal variants (FKM, EPDM, FFKM) are available.

**Working Pressure******35 bar**

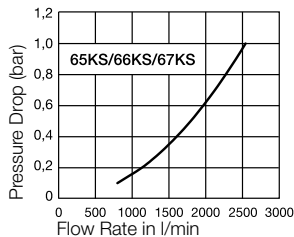
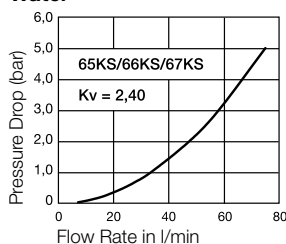
** maximum static working pressure with safety factor 4 to 1.

Material

Coupling: Brass ungreased

Plug: Brass ungreased

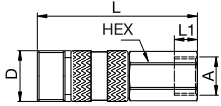
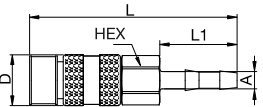
Seals: FKM or EPDM

Flow diagrams**Air****Water**



Couplings – with valve

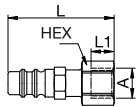
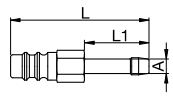
Series 65-67KS

	Connection A	HEX mm	HEX1 mm	L mm	L1 mm	L2 mm	D mm	B mm	Seal	Version	Part Number
 <p>Female Thread</p>	G 1/4 right	19		69,5	10		22		FKM	Oxygen	65KSIW13MVX
	G 3/8 right	19		69,5	9		22		FKM	Oxygen	65KSIW17MVX
	G 1/4 left	19		69,5	10		22		EPDM	Fuel gas	66KSIL13MEX
	G 3/8 left	19		69,5	10		22		EPDM	Fuel gas	66KSIL17MEX
	G 1/4 left	19		69,5	10		22		FKM	Var. Media	67KSIL13MVX
	G 3/8 left	19		69,5	10		22		FKM	Var. Media	67KSIL17MVX
 <p>Hose Barb</p>	6 mm	19		90	33		22		FKM	Oxygen	65KSTF06MVX
	9 mm	19		90	33		22		FKM	Oxygen	65KSTF09MVX
	6 mm	19		90	33		22		EPDM	Fuel gas	66KSTF06MEX
	9 mm	19		90	33		22		EPDM	Fuel gas	66KSTF09MEX
	6 mm	19		90	33		22		FKM	Var. Media	67KSTF06MVX
	9 mm	19		90	33		22		FKM	Var. Media	67KSTF09MVX




Plugs – without valve

Series 65-67KS


	Connection A	HEX mm	HEX1 mm	L mm	L1 mm	L2 mm	D mm	B mm	Seal	Version	Part Number
 <p>Female Thread</p>	G 1/4 right	17		46	10					Oxygen	65SSIW13MXX
	G 3/8 right	19		46	10					Oxygen	65SSIW17MXX
	G 1/4 left	17		46	10					Fuel gas	66SSIL13MXX
	G 3/8 left	19		46	10					Fuel gas	66SSIL17MXX
	G 1/4 left	17		46	10					Var. Media	67SSIL13MXX
	G 3/8 left	19		46	10					Var. Media	67SSIL17MXX
 <p>Hose Barb</p>	6 mm			60	28					Oxygen	65SSTF06MXX
	9 mm			60	28					Oxygen	65SSTF09MXX
	6 mm			60	28					Fuel gas	66SSTF06MXX
	9 mm			60	28					Fuel gas	66SSTF09MXX
	6 mm			60	28					Var. Media	67SSTF06MXX
	9 mm			60	28					Var. Media	67SSTF09MXX

Components


Threaded Nut

	Connection A	Hex mm	L mm	Version	Part Number
 <p>DIN EN 560 (left handed thread marked)</p> <p>* only for STP13/09 ** only to use with Male x Male Nipples marked *** shortened version, useable for all sizes</p>	G 1/8 right	12	11	Brass	UR10
	G 1/8 right	12	11	AISI 303	UR10R
	G 1/4 right	17	15,5	Brass	UR13
	G 1/4 right	17	15,5	AISI 303	UR13R
	G 1/4 right	17	15,5	AISI 316 L	UR13E
	G 3/8 right	19	16,5	Brass	UR17
	G 3/8 right	19	14,5	Brass	UR17S ***
	G 3/8 right	19	16,5	AISI 303	UR17R
	G 3/8 right	19	16,5	AISI 316 L	UR17E
	G 1/4 r. f. 9 mm	17	15,5	Brass	UR13/9 *
	G 1/4 r. f. 9 mm	17	15,5	AISI 303	UR13/9R *
	G 1/2 right	24	20,5	Brass	UR21
	G 1/2 right	24	20,5	AISI 303	UR21R
	G 1/2 right	24	20,5	AISI 316 L	UR21E
	G 1/4 left	17	15,5	Brass	UL13
	G 1/4 left	17	15,5	AISI 303	UL13R
	G 3/8 left	19	16,5	Brass	UL17 **
	G 3/8 left	19	16,5	AISI 303	UL17R
G 3/8 left	19	16,5	AISI 316 L	UL17E	
G 1/2 left	24	20,5	Brass	UL21	


Hose Tail, short

	Connection A	Hex mm	L mm	Version	Part Number	
 <p>* UR13/9 required</p>	4 mm for G 1/8		27,5	Brass	STP10/04	
	4 mm for G 1/8		27,5	AISI 303	STP10/04R	
	6 mm for G 1/8		28	Brass	STP10/06	
	6 mm for G 1/8		28	AISI 303	STP10/06R	
	4 mm for G 1/4		30,5	Brass	STP13/04	
	4 mm for G 1/4		30,5	AISI 303	STP13/04R	
	6 mm for G 1/4		35,5	Brass	STP13/06	
	6 mm for G 1/4		35,5	AISI 303	STP13/06R	
	6 mm for G 1/4		35,5	AISI 316 L	STP13/06E	
	9 mm for G 1/4		35,5	Brass	STP13/09 *	
	9 mm for G 1/4		35,5	AISI 303	STP13/09R *	


Hose Tail, short

	Connection A	Hex mm	L mm	Version	Part Number
	4 mm for G 3/8		31	Brass	STP17/04
	6 mm for G 3/8		36	Brass	STP17/06
	6 mm for G 3/8		36	AISI 303	STP17/06R
	6 mm for G 3/8		36	AISI 316 L	STP17/06E
	9 mm for G 3/8		36	Brass	STP17/09
	9 mm for G 3/8		36	AISI 303	STP17/09R
	9 mm for G 3/8		36	AISI 316 L	STP17/09E
	6 mm for G 1/2		38	Brass	STP21/06
	9 mm for G 1/2		38	Brass	STP21/09
	9 mm for G 1/2		38	AISI 303	STP21/09R
	9 mm for G 1/2		38	AISI 316 L	STP21/09E
	* UR13/9 required	13 mm for G 1/2		44	Brass

Hose Tail, long


	Connection A	Hex mm	L mm	Version	Part Number
 DIN EN 560	4 mm for G 1/4		47	Brass	STD13/04
	6 mm for G 1/4		47	Brass	STD13/06
	4 mm for G 3/8		47,5	Brass	STD17/04
	6 mm for G 3/8		47,5	Brass	STD17/06
	9 mm for G 3/8		47,5	Brass	STD17/09

Hose Tail Barb

	Connection A	Hex mm	L mm	Version	Part Number
 with Male Thread (* inner cone 45°)	M 5, 3 mm	7	15,5	Brass	GT05/03
	M 5, 3 mm	7	15,5	AISI 303	GT05/03R
	M 5, 3 mm	7	15,5	AISI 316 L	GT05/03E
	M 5, 4 mm	7	15,5	Brass	GT05/04
	M 5, 4 mm	7	15,5	AISI 303	GT05/04R
	M 5, 4 mm	7	15,5	AISI 316 L	GT05/04E
	M 6, 4 mm	8	23	Brass	GT06/04
	G 1/8, 4 mm *	14	28	Brass	GT10/04
	G 1/8, 4 mm *	14	28	AISI 303	GT10/04R
	G 1/8, 4 mm *	14	28	AISI 316 L	GT10/04E
	G 1/8, 6 mm *	14	33	Brass	GT10/06
	G 1/8, 6 mm *	14	33	AISI 303	GT10/06R
	G 1/8, 6 mm *	14	33	AISI 316 L	GT10/06E


Hose Tail Barb

Connection A	Hex mm	L mm	Version	Part Number
G 1/8, 8 mm *	14	33	Brass	GT10/08
G 1/8, 9 mm *	14	33	Brass	GT10/09
G 1/8, 9 mm *	14	33	AISI 303	GT10/09R
G 1/8, 9 mm *	14	33	AISI 316 L	GT10/09E
G 1/4, 4 mm *	17	29,5	Brass	GT13/04
G 1/4, 4 mm *	17	29,5	AISI 303	GT13/04R
G 1/4, 4 mm *	17	29,5	AISI 316 L	GT13/04E
G 1/4, 6 mm *	17	34,5	Brass	GT13/06
G 1/4, 6 mm *	17	34,5	AISI 303	GT13/06R
G 1/4, 6 mm *	17	34,5	AISI 316 L	GT13/06E
G 1/4, 8 mm *	17	34,5	Brass	GT13/08
G 1/4, 9 mm *	17	34,5	Brass	GT13/09
G 1/4, 9 mm *	17	34,5	AISI 303	GT13/09R
G 1/4, 9 mm *	17	34,5	AISI 316 L	GT13/09E
G 1/4, 13 mm *	17	34,5	Brass	GT13/13
G 3/8, 6 mm *	19	36	Brass	GT17/06
G 3/8, 6 mm *	19	36	AISI 303	GT17/06R
G 3/8, 6 mm *	19	36	AISI 316 L	GT17/06E
G 3/8, 8 mm *	19	36	Brass	GT17/08
G 3/8, 9 mm *	19	36	Brass	GT17/09
G 3/8, 9 mm *	19	36	AISI 303	GT17/09R
G 3/8, 9 mm *	19	36	AISI 316 L	GT17/09E
G 3/8, 13 mm *	19	42	Brass	GT17/13
G 3/8, 13 mm *	19	42	AISI 303	GT17/13R
G 3/8, 13 mm *	19	42	AISI 316 L	GT17/13E
G 1/2, 6 mm *	24	39	Brass	GT21/06
G 1/2, 9 mm *	24	39	Brass	GT21/09
G 1/2, 9 mm *	24	39	AISI 303	GT21/09R
G 1/2, 9 mm *	24	39	AISI 316 L	GT21/09E
G 1/2, 13 mm *	24	45	Brass	GT21/13
G 1/2, 13 mm *	24	45	AISI 303	GT21/13R
G 1/2, 13 mm *	24	45	AISI 316 L	GT21/13E
G 3/4, 13 mm *	32	48,5	Brass	GT26/13
G 3/4, 16 mm *	32	56,5	Brass	GT26/16
G 3/4, 19 mm *	32	56,5	Brass	GT26/19
G 1, 25 mm *	36	67,5	Brass	GT33/25



with Male Thread
(* inner cone 45°)

Hose Tail Barb



with Female Thread

Connection A	Hex mm	L mm	Version	Part Number
G 1/8, 6 mm	12	31	Brass	GI10/06
G 1/8, 8 mm	12	31	Brass	GI10/08
G 1/4, 6 mm	17	33	Brass	GI13/06
G 1/4, 8 mm	17	33	Brass	GI13/08
G 1/4, 9 mm	17	33	Brass	GI13/09
G 1/4, 13 mm	17	39	Brass	GI13/13
G 3/8, 6 mm	19	33	Brass	GI17/06
G 3/8, 8 mm	19	33	Brass	GI17/08
G 3/8, 9 mm	19	33	Brass	GI17/09
G 3/8, 13 mm	19	40	Brass	GI17/13
G 1/2, 6 mm	24	36	Brass	GI21/06
G 1/2, 8 mm	24	36	Brass	GI21/08
G 1/2, 9 mm	24	36	Brass	GI21/09
G 1/2, 13 mm	24	43	Brass	GI21/13

Hose Repairer



Connection A	Hex mm	L mm	Version	Part Number
4 mm		50	Brass	DS04/04P **
6 mm		72	Brass	DS06/06 *
8 mm		72	Brass	DS08/08 *
9 mm		72	Brass	DS09/09 *
13 mm		74	Brass	DS13/13

* DIN EN 560
** for Hard Hoses

Hose Repairer, short



Connection A	Hex mm	L mm	Version	Part Number
4 mm		19	Brass	DK04/04
6 mm		19	Brass	DK06/06

Male x Male Nipple

Connection A	Hex mm	L mm	Version	Part Number
M 5 x M 5	7	13	Brass	DN05/05
M 5 x M 5	7	13	AISI 303	DN05/05R
M 5 x M 5	7	13	AISI 316 L	DN05/05E
M 5 x G 1/8	14	17	Brass	DN05/10
M 5 x G 1/8	14	17	AISI 303	DN05/10R
M 5 x G 1/8	14	17	AISI 316 L	DN05/10E
M 5 x G 1/4	17	18,5	Brass	DN05/13
G 1/8 x G 1/8 *	14	19	Brass	DN10/10
G 1/8 x G 1/8 *	14	19	AISI 303	DN10/10R
G 1/8 x G 1/8 *	14	19	AISI 316 L	DN10/10E
R 1/8 x R 1/8 con.	12	21	Brass	DN10/10K
G 1/8 x G 1/4 *	17	19,5	Brass	DN10/13
G 1/8 x G 1/4 *	17	19,5	AISI 303	DN10/13R
G 1/8 x G 1/4 *	17	19,5	AISI 316 L	DN10/13E
G 1/8 x G 3/8 **	19	21	Brass	DN10/17
G 1/4 x G 1/4 *	17	22	Brass	DN13/13
G 1/4 x G 1/4 *	17	22	AISI 303	DN13/13R
G 1/4 x G 1/4 *	17	22	AISI 316 L	DN13/13E
R 1/4 x R 1/4 con.	14	30	Brass	DN13/13K
G 1/4 x G 3/8 **	19	22,5	Brass	DN13/17
G 1/4 x G 3/8 **	19	22,5	AISI 303	DN13/17R
G 1/4 x G 3/8 **	19	22,5	AISI 316 L	DN13/17E
G 1/4 x G 3/8 ext. **	19	24,5	Brass	DN13/17V
G 1/4 x G 1/2 *	24	25,5	Brass	DN13/21
G 3/8 x G 3/8 **	19	23	Brass	DN17/17
G 3/8 x G 3/8 **	19	23	AISI 303	DN17/17R
G 3/8 x G 3/8 **	19	23	AISI 316 L	DN17/17E
G 3/8 x G 3/8 ext. **	19	27	Brass	DN17/17V
R 3/8 x R 3/8 con.	17	30	Brass	DN17/17K
G 3/8 x G 1/2 **	24	26	Brass	DN17/21
G 3/8 x G 1/2 **	24	26	AISI 303	DN17/21R
G 3/8 x G 1/2 **	24	26	AISI 316 L	DN17/21E
G 3/8 x G 3/4 **	32	29,5	Brass	DN17/26
G 1/2 x G 1/2 *	24	28	Brass	DN21/21
G 1/2 x G 1/2 *	24	28	AISI 303	DN21/21R
G 1/2 x G 1/2 *	24	28	AISI 316 L	DN21/21E
R 1/2 x R 1/2 con.	22	34	Brass	DN21/21K
G 1/2 x G 3/4 *	32	31,5	Brass	DN21/26
G 1/2 x G 1 *	36	36,5	Brass	DN21/33




* Inner Cone 45°

** Inner Cone 45°, useable only together with Threaded Nut UR17S


*** Inner Cone 45°, useable with Threaded Nut UR17

Male x Male Nipple


	Connection A	Hex mm	L mm	Version	Part Number
	G 3/4 x G 3/4 *	32	33	Brass	DN26/26
	G 3/4 x G 1 *	36	34	Brass	DN26/33
	G 1 x G 1 *	36	37	Brass	DN33/33
	G 1/4 i. x G 1/4 i. *	14	34	Brass	DN13/13L
	G 1/4 i. x G 3/8 i. *	17	35,5	Brass	DN13/17L
	G 3/8 i. x G 3/8 i. *	17	37	Brass	DN17/17L

* Inner Cone 45°
 ** Inner Cone 45°, useable only together with Threated Nut UR17S
 *** Inner Cone 45°, useable with Threated Nut UR17

Male x Male Nipple adjustable

	Connection A	Hex mm	L mm	Version	Part Number
	R 1/8 x R 1/8	15	27	Brass	LD10/10K
	R 1/4 x R 1/4	19	34	Brass	LD13/13K
	R 3/8 x R 3/8	22	37	Brass	LD17/17K
	R 1/2 x R 1/2	27	44,5	Brass	LD21/21K
	R 3/4 x R 3/4	36	53	Brass	LD26/26K
	R 1 x R 1	46	64	Brass	LD33/33K

Reducing Bush, short

	Connection A	Hex mm	L mm	Version	Part Number
	M 5 i. x G 1/8 o.	14	11	Brass	RK05/10
	M 5 i. x G 1/8 o.	14	11	AISI 303	RK05/10R
	M 5 i. x G 1/8 o.	14	11	AISI 316 L	RK05/10E
	M 5 i. x G 1/4 o.	17	12,5	Brass	RK05/13
	G 1/8 i. x G 1/4 o.	17	12,5	Brass	RK10/13
	G 1/8 i. x G 1/4 o.	17	12,5	AISI 303	RK10/13R
	G 1/8 i. x G 1/4 o.	17	12,5	AISI 316 L	RK10/13E
	G 1/8 i. x G 3/8 o.	19	13	Brass	RK10/17
	G 1/8 i. x G 1/2 o.	24	17	Brass	RK10/21
	G 1/4 i. x G 3/8 o.	19	14	Brass	RK13/17
	G 1/4 i. x G 3/8 o.	19	14	AISI 303	RK13/17R
	G 1/4 i. x G 3/8 o.	19	14	AISI 316 L	RK13/17E
	G 1/4 i. x G 1/2 o.	24	17	Brass	RK13/21
	G 3/8 i. x G 1/2 o.	24	17	Brass	RK17/21
	G 3/8 i. x G 1/2 o.	24	17	AISI 303	RK17/21R
	G 3/8 i. x G 1/2 o.	24	17	AISI 316 L	RK17/21E
	G 3/8 i. x G 3/4 o.	32	18	Brass	RK17/26
	G 1/2 i. x G 3/4 o.	32	20,5	Brass	RK21/26
	G 1/2 i. x G 1 o.	36	21,5	Brass	RK21/33
	G 3/4 i. x G 1 o.	36	21,5	Brass	RK26/33

Reducing Bush, long



* Inner Cone 45°

Connection A	Hex mm	L mm	Version	Part Number
M 5 o. x M 5 i.	8	15	Brass	RL05/05
M 5 o. x G 1/8 i.	14	17	Brass	RL05/10
G 1/8 o. x M 5 i.	14	17	Brass	RL10/05
G 1/8 o. x G 1/8 i. *	14	23	Brass	RL10/10
G 1/8 o. x G 1/4 i. *	17	26	Brass	RL10/13
G 1/4 o. x G 1/8 i. *	17	26	Brass	RL13/10
G 1/4 o. x G 1/4 i. *	17	28	Brass	RL13/13
G 1/4 o. x G 3/8 i. *	19	29	Brass	RL13/17
G 3/8 o. x G 1/4 i. *	19	29	Brass	RL17/13
G 3/8 o. x G 3/8 i. *	19	29	Brass	RL17/17
G 3/8 o. x G 1/2 i. *	24	32	Brass	RL17/21
G 1/2 o. x G 3/8 i. *	24	34	Brass	RL21/17
G 1/2 o. x G 1/2 i. *	24	34	Brass	RL21/21
G 1/2 o. x G 3/4 i. *	32	31	Brass	RL21/26

Female x Female Socket




Connection A	Hex mm	L mm	Version	Part Number
M 5	8	12	Brass	MU05
M 5	8	12	AISI 303	MU05R
G 1/8	14	22	Brass	MU10
G 1/8	14	22	AISI 303	MU10R
G 1/8	14	22	AISI 316 L	MU10E
G 1/4	17	26	Brass	MU13
G 1/4	17	26	AISI 303	MU13R
G 1/4	17	26	AISI 316 L	MU13E
G 3/8	22	26	Brass	MU17
G 3/8	22	26	AISI 303	MU17R
G 3/8	22	26	AISI 316 L	MU17E
G 1/2	27	30	Brass	MU21
G 1/2	27	30	AISI 303	MU21R
G 1/2	27	30	AISI 316 L	MU21E
G 3/4	32	36	Brass	MU26
G 1	41	40	Brass	MU33

90° Elbow



Connection A	Hex mm	L mm	Version	Part Number
M 5		10	Brass	WS05
M 5		10	Aluminium elox.	WS05A
G 1/8		16	Brass	WS10
G 1/8		16	Aluminium elox.	WS10A
G 1/4		22	Brass	WS13
G 1/4		22	Aluminium elox.	WS13A
G 3/8		27	Brass	WS17
G 3/8		27	Aluminium elox.	WS17A

Tee




Connection A	Hex mm	L mm	Version	Part Number
M 5	10		Brass	TK05
M 5	10		Aluminium elox.	TK05A
G 1/8	15		Brass	TK10
G 1/8	16		Aluminium elox.	TK10A
G 1/4	22		Brass	TK13
G 1/4	22		Aluminium elox.	TK13A
G 3/8	27		Brass	TK17
G 3/8	27		Aluminium elox.	TK17A

4 Port Manifold




Connection A	Hex mm	L mm	Version	Part Number
G 1/8	30		Aluminium	VB10
G 1/4	36		Aluminium	VB13
G 3/8	43		Aluminium	VB17
G 1/2	52		Aluminium	VB21


Multi-Port Manifold

	Connection A	Hex mm	1 Entry	9 Exit	Version	Part Number
	G 1/8 x M 5	20	G 1/8	M 5	Aluminium elox.	VL10/05
	G 3/8 x G 1/8	30	G 3/8	G 1/8	Aluminium elox.	VL17/10
	G 1/2 x G 1/4	36	G 1/2	G 1/4	Aluminium elox.	VL21/13


Bulkhead Lock Nut

	Connection A	Hex mm	L mm	Version	Part Number
	G 1/8	15		Brass	KM10W
	G 1/4	17		Brass	KM13W
	G 3/8	22		Brass	KM17W
	G 1/2	27		Brass	KM21W
	G 3/4	30		Brass	KM26W
	M 6 x 0,75	9		Brass	KM06M
	M 8 x 1	12		Brass	KM08M
	M 10 x 1	12		Brass	KM10M
	M 12 x 1	17		Brass	KM12M
M 14 x 1	19		Brass	KM14M	


Blanking Plug

 Socket Pipe (DIN 908)	Connection A	Hex mm	L mm	Version	Part Number
	M 5 (head pipe)	8	8	Brass	VZ05
	M 5 (head pipe.)	8	8	AISI 303	VZ05R
	G 1/8	5	11	Brass	VZ10
	G 1/8	5	11	AISI 303	VZ10R
	G 1/8	5	11	AISI 316 L	VZ10E
	G 1/4	6	15	Brass	VZ13
	G 1/4	6	15	AISI 303	VZ13R
	G 1/4	6	15	AISI 316 L	VZ13E
	G 3/8	8	15	Brass	VZ17
	G 3/8	8	15	AISI 303	VZ17R
	G 3/8	8	15	AISI 316 L	VZ17E
	G 1/2	10	18	Brass	VZ21
	G 1/2	10	18	AISI 303	VZ21R
	G 1/2	10	18	AISI 316 L	VZ21E
G 3/4	12	20	Brass	VZ26	


Blanking Plug

	Connection A	Hex mm	L mm	Version	Part Number
 <p>Tapered, with Socket Pipe (DIN 906)</p>	R 1/8	5		Brass	VK10
	R 1/4	7		Brass	VK13
	R 3/8	8		Brass	VK17


Washer, PVC

	Connection A	Hex mm	L mm	Version	Part Number
	for M 5				PD05
	for G 1/8				PD10
	for G 1/4				PD13
	for G 3/8				PD17
	for G 1/2				PD21
	for G 3/4				PD26


Washer, Fiber

	Connection A	Hex mm	L mm	Version	Part Number
	for M 5				FD05
	for G 1/8				FD10
	for G 1/4				FD13
	for G 3/8				FD17
	for G 1/2				FD21
	for G 3/4				FD26


Washer, Aluminium

	Connection A	Hex mm	L mm	Version	Part Number
	for G 1/8				AD10
	for G 1/4				AD13
	for G 3/8				AD17
	for G 1/2				AD21
	for G 3/4				AD26
	for G 1				AD33


Female Stud Fitting

	Connection A	Hex mm	L mm	Version	Part Number
	G 1/8, 4 x 6 mm	14	23	Brass	MV10/06
	G 1/4, 4 x 6 mm	17	25	Brass	MV13/06
	G 1/4, 6 x 8 mm	17	25	Brass	MV13/08
	G 1/4, 8 x 10 mm	17	29	Brass	MV13/10
	G 3/8, 6 x 8 mm	19	25	Brass	MV17/08
	G 3/8, 8 x 10 mm	19	29	Brass	MV17/10


Swivelling Spring Guard

	Connection A	Hex mm	L mm	Version	Part Number
	R 1/8, 3,1 x 4,7 mm	11		Brass	DV10/05
	R 1/4, 4,8 x 6,3 mm	14		Brass	DV13/06
	R 1/4, 6,3 x 7,9 mm	14		Brass	DV13/08
	R 1/4, 7,9 x 9,5 mm	15		Brass	DV13/10
	R 3/8, 9,5 x 11,8 mm	19		Brass	DV17/12
	R 1/2, 12,7 x 15,8 mm	22		Brass	DV21/16

Equal Ended Tee

	Connection A	Hex mm	L mm	Version	Part Number
	4 x 6 mm			Brass	TSK06
	6 x 8 mm			Brass	TSK08
	8 x 10 mm			Brass	TSK10

Equal Ended Cross

	Connection A	Hex mm	L mm	Version	Part Number
	4 x 6 mm			Brass	KS06
	6 x 8 mm			Brass	KS08
	8 x 10 mm			Brass	KS10

Equal Ended Cross



Connection A	Hex mm	L mm	Version	Part Number
G 1/8	19		AISI 316	VB10E
G 1/4	19		AISI 316	VB13E
G 3/8	20		AISI 316	VB17E
G 1/2	23		AISI 316	VB21E
G 3/4	25		AISI 316	VB26E
G 1	29		AISI 316	VB33E

Swivelling Single Banjo Fitting



Connection A	Hex mm	L mm	Version	Part Number
M 5, 3 x 4 mm	8	18,5	Brass	WV05/04
M 5, 3 x 5 mm	8	18,5	Brass	WV05/05
M 5, 4 x 6 mm	8	18,5	Brass	WV05/06
G 1/8, 4 x 6 mm	14	28	Brass	WV10/06
G 1/8, 6 x 8 mm	14	28	Brass	WV10/08
G 1/4, 4 x 6 mm	17	33	Brass	WV13/06
G 1/4, 6 x 8 mm	17	33	Brass	WV13/08
G 1/4, 8 x 10 mm	17	33	Brass	WV13/10

Bulkhead Fitting



Connection A	Hex mm	L mm	Version	Part Number
3 x 4 mm	11	34	Brass	SC05/04
3 x 5 mm	11	34	Brass	SC05/05
4 x 6 mm	12	38	Brass	SC10/06
6 x 8 mm	17	46	Brass	SC10/08
8 x 10 mm	19	46	Brass	SC14/10

Hose Tail Elbow, Swivelling



	Connection A	Hex mm	L mm	Version	Part Number
	M 5, f. LW 3 mm	8	18,5	Brass	WT05/03
	M 5, f. LW 4 mm	8	18,5	Brass	WT05/04


Stud Fitting




* Inner Cone 45°

	Connection A	Hex mm	L mm	Version	Part Number
	M 5, 3 x 4 mm	7	20	Brass	EV05/04
	M 5, 3 x 5 mm	7	20	Brass	EV05/05
	M 5, 3 x 5 mm	7	20	AISI 303	EV05/05R
	M 5, 3 x 5 mm	7	20	AISI 316 L	EV05/05E
	M 5, 4 x 6 mm	8	21	Brass	EV05/06
	M 5, 4 x 6 mm	8	21	AISI 303	EV05/06R
	M 5, 4 x 6 mm	8	21	AISI 316 L	EV05/06E
	G 1/8, 4 x 6 mm	12	25	Brass	EV10/06
	G 1/8, 4 x 6 mm	12	25	AISI 303	EV10/06R
	G 1/8, 4 x 6 mm	12	25	AISI 316 L	EV10/06E
	G 1/8, 6 x 8 mm	14	24	Brass	EV10/08
	G 1/8, 6 x 8 mm	14	24	AISI 303	EV10/08R
	G 1/8, 6 x 8 mm	14	24	AISI 316 L	EV10/08E
	G 1/4, 4 x 6 mm	17	26	Brass	EV13/06
	G 1/4, 4 x 6 mm	17	26	AISI 303	EV13/06R
	G 1/4, 4 x 6 mm	17	26	AISI 316 L	EV13/06E
	G 1/4, 6 x 8 mm	17	26	Brass	EV13/08
	G 1/4, 6 x 8 mm	17	26	AISI 303	EV13/08R
	G 1/4, 6 x 8 mm	17	26	AISI 316 L	EV13/08E
	G 1/4, 8 x 10 mm	17	31	Brass	EV13/10
	G 1/4, 9 x 12 mm	17	31	Brass	EV13/12
	G 1/4, 9 x 12 mm	17	31	AISI 303	EV13/12R
	G 3/8, 6 x 8 mm *	19	27	Brass	EV17/08
	G 3/8, 8 x 10 mm *	19	31	Brass	EV17/10
	G 3/8, 8 x 10 mm *	19	31	AISI 303	EV17/10R
	G 3/8, 9 x 12 mm *	19	31	Brass	EV17/12
	G 3/8, 9 x 12 mm *	19	31	AISI 303	EV17/12R



Fixed Spring Guard

	Connection A	Hex mm	L mm	Version	Part Number
 <p>with Spring Guard</p>	M 5, 4 x 6 mm	8	103	Brass	SV05/06
	G 1/8, 4 x 6 mm	12	103	Brass	SV10/06
	G 1/8, 6 x 8 mm	12	106	Brass	SV10/08
	G 1/4, 4 x 6 mm	17	103	Brass	SV13/06
	G 1/4, 6 x 8 mm	17	106	Brass	SV13/08
	G 1/4, 8 x 10 mm	17	119	Brass	SV13/10
	G 1/4, 9 x 12 mm	17	123	Brass	SV13/12
	G 3/8, 6 x 8 mm *	19	106	Brass	SV17/08
	G 3/8, 8 x 10 mm *	19	119	Brass	SV17/10
* Inner Cone 45°	G 3/8, 9 x 12 mm *	19	123	Brass	SV17/12


Male Stud Run Tee

	Connection A	Hex mm	L mm	Version	Part Number
 <p>Tapered Thread</p>	R 1/8, 4 x 6 mm			Brass	TE10/06
	R 1/8, 6 x 8 mm			Brass	TE10/08
	R 1/8, 8 x 10 mm			Brass	TE10/10
	R 1/4, 4 x 6 mm			Brass	TE13/06
	R 1/4, 6 x 8 mm			Brass	TE13/08
	R 1/4, 8 x 10 mm			Brass	TE13/10


Male Stud Elbow

	Connection A	Hex mm	L mm	Version	Part Number
 <p>Tapered Thread</p>	R 1/8, 4 x 6 mm	12		Brass	WE10/06
	R 1/8, 6 x 8 mm	14		Brass	WE10/08
	R 1/8, 8 x 10 mm	16		Brass	WE10/10
	R 1/4, 4 x 6 mm	12		Brass	WE13/06
	R 1/4, 6 x 8 mm	14		Brass	WE13/08
	R 1/4, 8 x 10 mm	16		Brass	WE13/10
 <p>with Spring Guard Tapered Thread</p>	R 1/8, 4 x 6 mm	12	107	Brass	WK10/06
	R 1/8, 6 x 8 mm	14	112	Brass	WK10/08
	R 1/8, 8 x 10 mm	17	125	Brass	WK10/10
	R 1/4, 4 x 6 mm	12	109	Brass	WK13/06
	R 1/4, 6 x 8 mm	14	114	Brass	WK13/08
	R 1/4, 8 x 10 mm	17	127	Brass	WK13/10



Spring Guard

	Connection A	Hex mm	L mm	Version	Part Number
 <p>completely with Tube Nut</p>	(M 10 x 1) 4 x 6 mm	12	94	Brass	KN06
	(M 12 x 1) 6 x 8 mm	14	97	Brass	KN08
	(M 16 x 1) 8 x 10 mm	17	110	Brass	KN10
	(M 16 x 1) 9 x 12 mm	17	114	Brass	KN12




Tube Nut

	Connection A	Hex mm	L mm	Version	Part Number
 <p>for Plastic Hoses</p>	(M 7 x 0,5) 3 x 4 mm		8,5	Brass	SM04
	(M 7 x 0,5) 3 x 5 mm		8,5	Brass	SM05
	(M 10 x 1) 4 x 6 mm	12	11	Brass	SM06
	(M 12 x 1) 6 x 8 mm	14	11	Brass	SM08
	(M 14 x 1) 8 x 10 mm	17	12,5	Brass	SM10S
	(M 16 x 1) 8 x 10 mm	17	12,5	Brass	SM10
	(M 16 x 1) 9 x 12 mm	17	12,5	Brass	SM12



Female Tee

	Connection A	Hex mm	L mm	Version	Part Number
 <p>* without Inner Cone ** with Inner Cone</p>	R 1/8 o.	10	37	Brass	TA10 *
	R 1/4 o.	13	47	Brass	TA13 *
	R 3/8 o.	17	52	Brass	TA17 *
	R 1/2 o.	19	60	Brass	TA21 **
	G 1/8		34	Brass	TI10
	G 1/8		28	AISI 316	TI10E
	G 1/4		38,5	Brass	TI13
	G 1/4		35	AISI 316	TI13E
	G 3/8		44	Brass	TI17
	G 3/8		43	AISI 316	TI17E
	G 1/2		44	Brass	TI21
	G 1/2		49	AISI 316	TI21E
	G 3/4		50	Brass	TI26
	G 3/4		59	AISI 316	TI26E
G 1		64,5	Brass	TI33	



Male Elbow

	Connection A	Hex mm	L mm	Version	Part Number
 <p>* without Inner Cone ** with Inner Cone</p>	R 1/8 o.	10	23	Brass	WA10 *
	R 1/4 o.	13	30	Brass	WA13 *
	R 3/8 o.	17	33,5	Brass	WA17 *
	R 1/2 o.	19	39	Brass	WA21 **
 <p>with Inner Cone</p>	G 1/8		25	Brass	WI10
	G 1/8		22	AISI 316	WI10E
	G 1/4		29	Brass	WI13
	G 1/4		27	AISI 316	WI13E
	G 3/8		35	Brass	WI17
	G 3/8		32	AISI 316	WI17E
	G 1/2		40	Brass	WI21
	G 1/2		40	AISI 316	WI21E
	G 3/4		47	Brass	WI26
	G 3/4		48	AISI 316	WI26E
 <p>Female Thread Male Thread</p>	G 1/8		26	AISI 316	WAI10E
	G 1/4		28	AISI 316	WAI13E
	G 3/8		32	AISI 316	WAI17E
	G 1/2		37	AISI 316	WAI21E
	G 3/4		43	AISI 316	WAI26E



Female Y

	Connection A	Hex mm	L mm	Version	Part Number
 <p>2x Female Thread 1x Male Thread con.</p>	R 1/8 o., G 1/8 i.	13		Brass	YA10
	R 1/4 o., G 1/4 i.	17		Brass	YA13
	R 3/8 o., G 3/8 i.	20		Brass	YA17
	R 1/2 o., G 1/2 i.	25		Brass	YA21
 <p>3x Female Thread</p>	G 1/8	13		Brass	YI10
	G 1/4	17		Brass	YI13
	G 3/8	20		Brass	YI17
	G 1/2	25		Brass	YI21


2 Way Manifold

	Connection A	Hex mm	L mm	Version	Part Number
	G 3/8 i.		47	Brass	ZO17
	G 1/2 i.		55	Brass	ZO21
 with Couplings Series 26KA	G 1/4 o.			Brass	ZM13A
	G 3/8 o.			Brass	ZM17A
	G 1/2 o.			Brass	ZM21A
	G 1/4 i.			Brass	ZM13I
	G 3/8 i.			Brass	ZM17I
	G 1/2 i.			Brass	ZM21I


3 Way Manifold

	Connection A	Hex mm	L mm	Version	Part Number
	G 3/8 i.		61	Brass	DO17
	G 1/2 i.		67	Brass	DO21
 with Couplings Series 26KA	G 1/4 o.			Brass	DM13A
	G 3/8 o.			Brass	DM17A
	G 1/2 o.			Brass	DM21A
	G 1/4 i.			Brass	DM13I
	G 3/8 i.			Brass	DM17I
	G 1/2 i.			Brass	DM21I


Manifold Assembly

	Connection A	Hex mm	L mm	Version	Part Number
	G 3/8 i.			Brass	WD17-26
	G 1/2 i.			Brass	WD21-26


Manifold

	Connection A	Hex mm	L mm	Version	Part Number
	G 3/8 i.			Aluminium elox.	WD17
	G 1/2 i.			Aluminium elox.	WD21


Pressure Reducing Valve

	Connection A	Hex mm	L mm	max. Supply Pressure	Const. Supply Pressure	Version	Part Number
	G 1/4 i. x G 1/4 o.	17	34	12 bar	3,0 bar	Brass	DRV13/30
	G 1/4 i. x G 1/4 o.	17	34	12 bar	4,0 bar	Brass	DRV13/40
	G 1/4 i. x G 1/4 o.	17	34	12 bar	5,0 bar	Brass	DRV13/50
	G 1/4 i. x G 1/4 o.	17	34	12 bar	6,0 bar	Brass	DRV13/60

Swivel Joint


	Connection A	Hex mm	L mm	Version	Part Number
	G 1/4 i. x G 1/4 o.	17	52	Steel, nickel plated	FA13A13ISPN
	G 3/8 i. x G 3/8 o.	21	58	Steel, nickel plated	FA17A17ISPN

Dust Protection

	Version	Material	Flame Resistance	Temperature Range	Color	Part Number
	universal	Thermo Flex	UL-VO	-25 up to 120°C	blue	SK12S
	universal	Euro Flex	UL-VO	-25 up to 120°C	red	SK16S
	universal	Thermo Flex	UL-VO	-25 up to 120°C	blue	SK23S
	universal	Thermo Flex	UL-VO	-25 up to 120°C	blue	SK27S
	for Coupling	PVC			red	1315-QC
	for Coupling	PVC			red	2315-QC
	for Coupling	PVC			blue	10026
	for Plug	PVC			red	1325-QC
	for Plug	PVC			red	125-QC
for Plug	PVC			red	5026-QC	


Blow-Guns

AJ13-Set in Display Box

	Connection	Extension Tube	Part Number
	Female Thread G 1/4	6 mm bent	AJ13/06SET
	Female Thread G 1/4	8 mm bent	AJ13/08SET


10x AJ13 in display box

AK13-Set in Display Box

	Connection	Extension Tube	Part Number
	Female Thread G 1/4		AK13SET





10x AK13 in display box

Blow-Guns


	Connection	Extension Tube	Part Number
	Female Thread G 1/4		AA13
	Hose Barb 6 mm		AA06TF
	Hose Barb 9 mm		AA09TF
	Plug Series 21		AA21SF
	Plug Series 26		AA26SF

made of aluminium,
with standard nozzle






Blow-Guns

	Connection	Extension Tube	Part Number
 <p>made of aluminium, with safety nozzle</p>	Female Thread G 1/4		AS13
	Hose Barb 6 mm		AS06TF
	Hose Barb 9 mm		AS09TF
	Plug Series 21		AS21SF
	Plug Series 26		AS26SF
 <p>made of aluminium, with sintered metal insert</p>	Female Thread G 1/4		AR13
 <p>made of aluminium, with extension tube</p>	Female Thread G 1/4		AV13
	Hose Barb 6 mm		AV06TF
	Hose Barb 9 mm		AV09TF
	Plug Series 21		AV21SF
	Plug Series 26		AV26SF
 <p>made of aluminium, with Venturi nozzle</p>	Female Thread G 1/4		AT13
	Hose Barb 6 mm		AT06TF
	Hose Barb 9 mm		AT09TF
	Plug Series 21		AT21SF
	Plug Series 26		AT26SF






Blow tap

	Connection	Extension Tube	Part Number
 <p>made of aluminium, lever operated with safety nozzle</p>	Female Thread 1/4" NPSF		ASG-1


Blow-Guns

	Connection	Extension Tube	Part Number
 <p>made of impact resistant plastic, with fixed standard nozzle, impossible to replace</p>	Female Thread G 1/4		AN13
	Hose Barb 6 mm		AN06TF
	Hose Barb 9 mm		AN09TF
	Plug Series 21		AN21SF
	Plug Series 26		AN26SF
 <p>made of impact resistant plastic, with fixed safety nozzle, impossible to replace</p>	Female Thread G 1/4		AL13
	Hose Barb 6 mm		AL06TF
	Hose Barb 9 mm		AL09TF
	Plug Series 21		AL21SF
	Plug Series 26		AL26SF
 <p>made of impact resistant plastic with sintered metal insert</p>	Female Thread G 1/4		AF13
 <p>made of impact resistant plastic with aluminium extension tube fixed nozzle, impossible to replace</p>	Female Thread G 1/4		AK13
	Hose Barb 6 mm		AK06TF
	Hose Barb 9 mm		AK09TF
	Plug Series 21		AK21SF
	Plug Series 26		AK26SF
 <p>made of impact resistant plastic extension tube brass nickel plated with a star tip nozzle - meets OSHA standards - light weight - rugged extension tube</p>	Female Thread G 1/4		AZ13
	Plug Series 26		AZ26SF


Blow-Guns

	Connection	Extension Tube	Part Number
 <p>made of impact resistant plastic, extension tube brass nickel plated - rugged extension tube</p>	Female Thread G 1/4		AC13
	Hose Barb 6 mm		AC06TF
	Hose Barb 9 mm		AC09TF
	Plug Series 21		AC21SF
	Plug Series 26		AC26SF
 <p>made of impact resistant plastic, with Venturi nozzle</p>	Female Thread G 1/4		AX13
 <p>made of impact resistant plastic, with female thread R 1/8 (without nozzle)</p>	Female Thread G 1/4		AI13
 <p>made of impact resistant plastic, with female thread M 12 x 1,25 (without nozzle)</p>	Female Thread G 1/4		AM13
 <p>made of red impact resistant plastic, with aluminium extension tube</p>	Female Thread G 1/4	6 mm bent	AJ13/06B
	Female Thread G 1/4	8 mm straight	AJ13/08
	Female Thread G 1/4	8 mm bent	AJ13/08B
	Female Thread G 1/4	8 x 300 mm straight	AJ13-300
	Female Thread G 1/4	8 x 500 mm straight	AJ13-500
	Female Thread G 1/4	8 x 1000 mm straight	AJ13-1000


Standard Nozzle

	Connection	Extension Tube	Part Number
 <p>for blow-gun made of aluminium</p> <p>Collimated air jet, ideal for blowing out blind holes and work pieces</p>	M 12 x 1,25		KD12


Safety Nozzle

	Connection	Extension Tube	Part Number
 <p>for blow-gun made of aluminium</p> <p>With center bore and lateral annular gap. In blowing operation a protection shield against kicking chips is formed, and noise level is clearly reduced. When the center bore is held locked, air escapes through the annular gap.</p>	M 12 x 1,25		SD12


Extension Tube, 150 mm long

	Connection	Extension Tube	Part Number
 <p>for blow-gun made of aluminium</p> <p>For blowing-out deep holes and blind spots.</p>	M 12 x 1,25		VR12


Venturi-Nozzle

	Connection	Extension Tube	Part Number
 <p>Energy saving as 2/3 of environmental air is aspirated due to the Venturi principle. Wide blow-out effect due to high nozzle performance. When the center bore is held locked, air escapes through the lateral holes.</p>	M 12 x 1,25		AT12

Nozzle with sintered metal insert


	Connection	Extension Tube	Part Number
 <p>Low noise level (63-73 dB(A)), thus extremely good blowing effectivity (up to 380 l/min.)</p>	M 12 x 1,25		AR12

Protective Shield

	Connection	Extension Tube	Part Number
 <p>Mounted behind the respective jet. Prevents shavings from rebounding.</p>			ST12

Blow-Gun Set

	Version	Extension Tube	Part Number
	with Blow-Gun made of aluminium		SE26A
	with Blow-Gun made of impact resistant		SE26K
	thermoplastic		



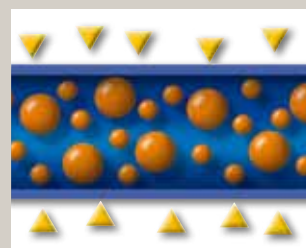
- including
- Blow-Gun
 - Hose 6 x 8 mm, length 2,5 m
 - Couplings and plugs series 26 (DN 7,2)

Hoses and tubing range

Always ideally connected.

Media

All liquid or gaseous media which flow through the hose or influence it from outside must be taken into account when choosing the hose. Chemicals can have detrimental effects (swelling, stress-cracking, etc.) on the hose materials. A prior test is therefore important. Your technical advisor will be happy to help you. For non-standard requirements, we advise you to test the hoses under operating conditions. In this way you can ensure that there are no adverse effects on the hose strength arising from extreme temperatures or chemical mixtures and the concentration thereof.



Flexibility

All thermoplastic materials are flexible up to a certain degree. Depending on the type, our hoses can therefore be used for a wide range of tasks. Ultraflexible hoses are suitable for applications with small bend radii and a high degree of movement. For example, relatively rigid or stronger tubing is the better choice for static applications with little movement but higher working pressures are required.



Flow


The flow quantity required by the attached consumer is an important criterion for hose selection. The appropriate choice of hose cross-section for the medium and flow volume is dependent on this.

As a rule of thumb: the flow rate of the hose must always be greater than the flow rate of all consumers in the circuit.



Working Pressure

From the established bursting pressure at room temperature (20°C), integration of a working pressure safety factor can be calculated. For the max. working pressure, all criteria affecting the hose when in use must be observed. The most important criteria include overload through bending and stretching, and hose fatigue caused by use, as well as maintenance of extruder tolerances and production variables. Nycoil works with the highest grade polymer materials and to the latest production standards. In order to guarantee the high standard of quality, all relevant parameters and hose characteristics are checked both during and after the production process.





Working temperature

The working temperature, i.e. the temperature range in which the hose is used, is also a major factor in hose selection. A point to note is that the burst pressure – and therefore also the safe working pressure – falls significantly as temperatures rise.

Space-Saving Storage



Our straight hoses are rolled, packed on cardboard holders, and delivered in boxes – for space-saving storage and quick materials access.



Our hose qualities at a glance.


RECTULASTIC made of Nylon 12 (Polyamid)

Straight hoses or coiled hoses; multicolored dual and quadruple; unprecedented return force; small twists and therefore requires minimum space; light weight; resistant to organic and inorganic materials.



RECTUFLEX made of Polyurethan



Straight hoses or coiled hoses; multicolored dual and quadruple; extremely flexible; resistant to buckling; no change in cross-section; max. working length equal to 80% of stretch length; coiled hoses are supplied with swivel fittings and buckling protection on both ends.




SUPERBRAID®

Polyurethan Inner Braided Hose

Straight hoses or coiled hoses; as flexible as the conventional PU hose – from -40°C to +75°C – even with fabric inlay; extremely small twist diameter; coiled hoses are supplied with pre-assembled swivel fittings and buckling protection.





ULTRA-LITE SUPERBRAID®

Polyurethane Inner Braided Hose

Straight hoses; fittings for easy self-assembly; much lighter than the SUPERBRAID® hose and therefore even more flexible and easy to use; highly resistant to temperature (-40°C to +75°C); extremely small twist diameter.



RECTUSOFT made of highly flexible PVC, with Polyester Fibre Reinforcement (TÜV-tested)

Straight hoses or coiled hoses; extremely flexible, even at ultra-low temperatures; highly resistant to tears and pressure; light weight and easy operation makes this hose ideal for operating compressed air tools.

Fittings

Many hoses are available completely assembled with different fittings. Please check article description.





RECTULASTIC



Technical Description

RECTULASTIC hoses from Nycoil for safer, more efficient air power transmission.

Special Physical Features

- Light weight (specific weight 9x lower as copper)
- Wide temperature range
- High resistance against moisture
- Saltwater insensitive
- Long service time
- Highly elasticity

Mechanical Features

- High vibration prevention
- Perfect abrasion resistance - High compression characteristics
- Low flow reduction for all kind of media
- Precise tolerances
- Constant solidity
- Resists kinking

Applications

- Compressed air
- Lubrication grease/oil
- Gasoline
- Hydraulic
- Vacuum
- Chemicals (on request)

Advantages

- Quick assembly possible
- Straight hoses ideal for Push-In-System
- Light weight
- Low pressure drop
- Different colors for identification
- Good storage possibility due to box packing (straight hoses)
- High abrasion resistance
- Self-retracting. Coiled Hose automatically recoils to a fraction of its working length
- Small bending diameter
- Resistant to oil, gasoline, grease and abrasion

Temperature range:

-40°C up to +90°C

Maximum operating pressure:

see chart

Tubing assembled:

-20°C up to +70°C

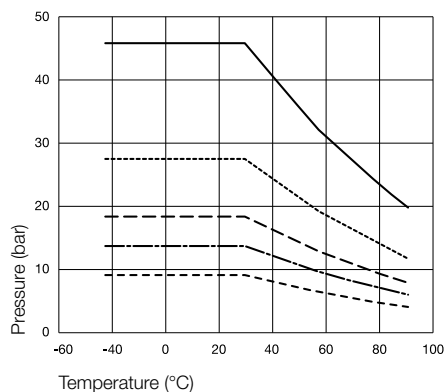
All technical data refers to air applications. We will gladly assist you for other media.

Flow diagrams

Relation Working Pressure / Temperature

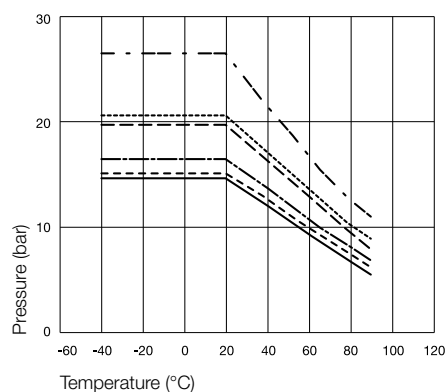
The pressure specifications apply only for the hose and not for the connection fittings.

Straight



— PA040
 - - - PA100
 - · - PA080
 · · · PA047, PA060
 - - - - PA120, PA140


Coiled



- · - · SP05
 - - - SP06
 - · - SP08
 — SP10
 · · · SP12
 - - - - SP16

Straight Hoses


RECTULASTIC

	Inside x Outside ø mm	Coil Outside Diameter mm	Working Length in m	Part Number Blue**	Part Number Red*
	2,0 x 4,0		25	PA040/025/03	PA040/025/02
	2,0 x 4,0		50	PA040/050/03	PA040/050/02
	2,0 x 4,0		100	PA040/100/03	PA040/100/02
	2,7 x 4,0		25	PA047/025/03	PA047/025/02
	2,7 x 4,0		50	PA047/050/03	PA047/050/02
	2,7 x 4,0		100	PA047/100/03	PA047/100/02
	4,0 x 6,0		25	PA060/025/03	PA060/025/02
	4,0 x 6,0		50	PA060/050/03	PA060/050/02
	4,0 x 6,0		100	PA060/100/03	PA060/100/02
	6,0 x 8,0		25	PA080/025/03	PA080/025/02
	6,0 x 8,0		50	PA080/050/03	PA080/050/02
	6,0 x 8,0		100	PA080/100/03	PA080/100/02
	8,0 x 10,0		25	PA100/025/03	PA100/025/02
	9,5 x 12,0		25	PA120/025/03	PA120/025/02
	12,0 x 14,0		25	PA140/025/03	PA140/025/02

* Hoses in black or transparent available on request.

Coiled Hoses without Fittings

RECTULASTIC

	Inside x Outside ø mm	Coil Outside Diameter mm	Max. Working Length in m	Approx. Coils	Part Number
	3,1 x 4,7	38	2,5	36	SP05/025
	3,1 x 4,7	38	5	72	SP05/050
	3,1 x 4,7	38	7,5	108	SP05/075
	3,1 x 4,7	38	10	144	SP05/100
	4,8 x 6,3	75	2,5	15	SP06/025
	4,8 x 6,3	75	5	30	SP06/050
	4,8 x 6,3	75	7,5	45	SP06/075
	4,8 x 6,3	75	10	60	SP06/100
	4,8 x 6,3	75	15	90	SP06/150
	4,8 x 6,3	75	22,5	140	SP06/225
	6,3 x 7,9	75	2,5	15	SP08/025
	6,3 x 7,9	75	5	30	SP08/050
	6,3 x 7,9	75	7,5	45	SP08/075
	6,3 x 7,9	75	10	60	SP08/100
	6,3 x 7,9	75	15	90	SP08/150
	6,3 x 7,9	75	22,5	135	SP08/225

Coiled Hoses without Fittings

RECTULASTIC



Inside x Outside ø mm	Coil Outside Diameter mm	Max. Working Length m	Approx. Coils	Part Number
7,9 x 9,5	115	2,5	10	SP10/025
7,9 x 9,5	115	5	20	SP10/050
7,9 x 9,5	115	7,5	30	SP10/075
7,9 x 9,5	115	10	40	SP10/100
7,9 x 9,5	115	15	60	SP10/150
7,9 x 9,5	115	22,5	90	SP10/225
9,5 x 11,8	140	2,5	8	SP12/025
9,5 x 11,8	140	5	15	SP12/050
9,5 x 11,8	140	7,5	23	SP12/075
9,5 x 11,8	140	10	31	SP12/100
9,5 x 11,8	140	15	46	SP12/150
9,5 x 11,8	140	22,5	70	SP12/225
12,7 x 15,8	220	5	10	SP16/050
12,7 x 15,8	220	7,5	15	SP16/075
12,7 x 15,8	220	10	20	SP16/100
12,7 x 15,8	220	15	30	SP16/150
12,7 x 15,8	220	22,5	56	SP16/225

Completely assembled with Swivel Fittings

RECTULASTIC



Inside x Outside ø mm	Coil Outside Diameter mm	Max. Working Length m	Approx. Coils	Part Number
3,1 x 4,7 R1/8	38	2,5	36	SP05/025/DV
3,1 x 4,7 R1/8	38	5	72	SP05/050/DV
3,1 x 4,7 R1/8	38	7,5	108	SP05/075/DV
3,1 x 4,7 R1/8	38	10	144	SP05/100/DV
4,8 x 6,3 R1/4	75	2,5	15	SP06/025/DV
4,8 x 6,3 R1/4	75	5	30	SP06/050/DV
4,8 x 6,3 R1/4	75	7,5	45	SP06/075/DV
4,8 x 6,3 R1/4	75	10	60	SP06/100/DV
4,8 x 6,3 R1/4	75	15	90	SP06/150/DV
4,8 x 6,3 R1/4	75	22,5	140	SP06/225/DV
6,3 x 7,9 R 1/4	75	2,5	15	SP08/025/DV
6,3 x 7,9 R 1/4	75	5	30	SP08/050/DV
6,3 x 7,9 R 1/4	75	7,5	45	SP08/075/DV
6,3 x 7,9 R 1/4	75	10	60	SP08/100/DV
6,3 x 7,9 R 1/4	75	15	90	SP08/150/DV
6,3 x 7,9 R 1/4	75	22,5	135	SP08/225/DV

with swivel fittings
and spring guards (Type DV)

Completely assembled with Swivel Fittings

RECTULASTIC



with swivel fittings and spring guards (Type DV)

Inside x Outside ø mm	Coil Outside Diameter mm	Max. Working Length m	Approx. Coils	Part Number
7,9 x 9,5 R 1/4	115	2,5	10	SP10/025/DV
7,9 x 9,5 R 1/4	115	5	20	SP10/050/DV
7,9 x 9,5 R 1/4	115	7,5	30	SP10/075/DV
7,9 x 9,5 R 1/4	115	10	40	SP10/100/DV
7,9 x 9,5 R 1/4	115	15	60	SP10/150/DV
7,9 x 9,5 R 1/4	115	22,5	90	SP10/225/DV
9,5 x 11,8 R 3/8	140	2,5	8	SP12/025/DV
9,5 x 11,8 R 3/8	140	5	15	SP12/050/DV
9,5 x 11,8 R 3/8	140	7,5	23	SP12/075/DV
9,5 x 11,8 R 3/8	140	10	31	SP12/100/DV
9,5 x 11,8 R 3/8	140	15	46	SP12/150/DV
9,5 x 11,8 R 3/8	140	22,5	70	SP12/225/DV
12,7 x 15,8 R 1/2	220	5	10	SP16/050/DV
12,7 x 15,8 R 1/2	220	7,5	15	SP16/075/DV
12,7 x 15,8 R 1/2	220	10	20	SP16/100/DV
12,7 x 15,8 R 1/2	220	15	30	SP16/150/DV
12,7 x 15,8 R 1/2	220	22,5	47	SP16/225/DV

Completely assembled with Coupling and Plug

RECTULASTIC



with 26 series coupling and plug with spring guards

Inside x Outside ø mm	Coil Outside Diameter mm	Max. Working Length m	Approx. Coils	Part Number
6,3 x 7,9	75	2,5	15	SP08/025/K+S
6,3 x 7,9	75	5	30	SP08/050/K+S
6,3 x 7,9	75	7,5	45	SP08/075/K+S
6,3 x 7,9	75	10	60	SP08/100/K+S
6,3 x 7,9	75	15	90	SP08/150/K+S
6,3 x 7,9	75	22,5	135	SP08/225/K+S
7,9 x 9,5	115	2,5	10	SP10/025/K+S
7,9 x 9,5	115	5	20	SP10/050/K+S
7,9 x 9,5	115	7,5	30	SP10/075/K+S
7,9 x 9,5	115	10	40	SP10/100/K+S
7,9 x 9,5	115	15	60	SP10/150/K+S
7,9 x 9,5	115	22,5	90	SP10/225/K+S
9,5 x 11,8	140	2,5	8	SP12/025/K+S
9,5 x 11,8	140	5	15	SP12/050/K+S
9,5 x 11,8	140	7,5	23	SP12/075/K+S
9,5 x 11,8	140	10	31	SP12/100/K+S
9,5 x 11,8	140	15	46	SP12/150/K+S
9,5 x 11,8	140	22,5	70	SP12/225/K+S



RECTUFLEX



Technical Description

Nycoil polyurethane hose was developed to eliminate the two most common limitations of nylon self-storing hoses, kinking and abrasion resistance. This light-weight, yet extremely durable hose is ideal for use in tough work areas or highly mobile applications.

Special Physical Features

- Light weight (specific weight 9x lower as copper)
- Wide temperature range
- High resistance against moisture
- Saltwater insensitive
- Long service

Mechanical Features

- High vibration prevention
- Perfect abrasion resistance
- High compression characteristics
- Low flow reduction for all kind of media
- Constant solidity

Applications

- Compressed Air Lubrication grease/oil Gasoline
- Hydraulics
- Vacuum
- Chemicals (on request) Food and beverage (on request)

Advantages

- Quick assembly possible
- Light weight
- Low pressure drop
- Different colors for identification
- Good storage possibility due to box packing (straight hoses)
- High abrasion resistance
- Very small bending radius and tight coil diameter economizes on work and storage space
- Working length is 80% of total hose length
- 25 % lighter than rubber
- Specially developed swivel fittings offer lowest possible air flow restrictions
- Superior elasticity and coil memory

Working Temperature Hose:

-40°C up to +75°C

Working Temperature Hose Assembled:

-20°C up to +70°C

Maximum operating pressure:
see chart

Durometer:

95 Shore A

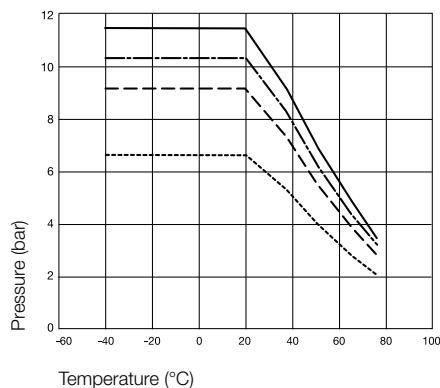
All technical data refers to air applications. We will gladly assist you for other media.

Flow diagrams

Relation Working Pressure / Temperature

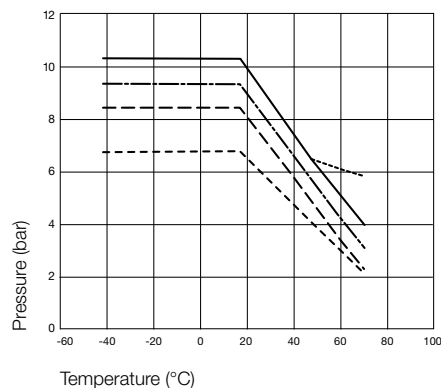
The pressure specifications apply only for the hose and not for the connection fittings.

Straight



- PU040
- - - PU100
- · - PU060, MPS/06
- · · PU080, PU120, MPS/08


Coiled



- PU10, PU19
- - - PU15, MPC06
- · - PU12
- · · PU08
- · - - MPC08

Straight Hoses


RECTUFLEX

	Inside x Outside ø mm	Coil Outside Diameter mm	Working Length m	Part Number Blue*	Part Number Red*
	2,5 x 4,0		25	PU040/025/03	PU040/025/02
	2,5 x 4,0		50	PU040/050/03	PU040/050/02
	2,5 x 4,0		100	PU040/100/03	PU040/100/02
	4,0 x 6,0		25	PU060/025/03	PU060/025/02
	4,0 x 6,0		50	PU060/050/03	PU060/050/02
	4,0 x 6,0		100	PU060/100/03	PU060/100/02
	6,0 x 8,0		25	PU080/025/03	PU080/025/02
	6,0 x 8,0		50	PU080/050/03	PU080/050/02
	6,0 x 8,0		100	PU080/100/03	PU080/100/02
	6,5 x 10,0		25	PU100/025/03	PU100/025/02
	9,0 x 12,0		25	PU120/025/03	PU120/025/02

* Hoses in black or transparent available on request.


Multicolor straight

RECTUFLEX

	Inside x Outside ø mm	Coil Outside Diameter mm	Working Length m	Part Number 2-color	Part Number 4-color
	4,0 x 6,0		25	MPS02/06/025	MPS04/06/025
	6,0 x 8,0		25	MPS02/08/025	MPS04/08/025

Completely assembled


RECTUFLEX

	Inside x Outside ø mm	Coil Outside Diameter mm	Working Length m	Connection	Part Number
	5,0 x 8,0	40	2	G 1/4	PU08/020/DV
	5,0 x 8,0	40	3	G 1/4	PU08/030/DV
	5,0 x 8,0	40	4	G 1/4	PU08/040/DV
	5,0 x 8,0	40	6	G 1/4	PU08/060/DV
	5,0 x 8,0	40	7,5	G 1/4	PU08/075/DV
	6,3 x 9,5	60	2	G 1/4	PU10/020/DV
	6,3 x 9,5	60	3	G 1/4	PU10/030/DV
	6,3 x 9,5	60	4	G 1/4	PU10/040/DV
	6,3 x 9,5	60	6	G 1/4	PU10/060/DV
	6,3 x 9,5	60	7,5	G 1/4	PU10/75/DV
	8,0 x 12,0	80	3	G 3/8	PU12/030/DV
	8,0 x 12,0	80	4	G 3/8	PU12/040/DV
	8,0 x 12,0	80	6	G 3/8	PU12/060/DV
	8,0 x 12,0	80	7,5	G 3/8	PU12/075/DV
	9,5 x 15,0	110	3	G 3/8	PU15/030/DV
	9,5 x 15,0	110	4	G 3/8	PU15/040/DV
	9,5 x 15,0	110	6	G 3/8	PU15/060/DV
	9,5 x 15,0	110	7,5	G 3/8	PU15/075/DV
	12,0 x 19,0	110	6	R 1/2	PU19/060/DV
	12,0 x 19,0	110	7,5	R 1/2	PU19/075/DV

with straight extensions 508 mm and 127mm


Multicolor coiled

RECTUFLEX

	Inside x Outside ø mm	Coil Outside Diameter mm	Working Length m	Part Number 2-color	Part Number 4-color
	4,0 x 6,0	60	2,5	MPC02/06/025	MPC04/06/025
	4,0 x 6,0	60	6	MPC02/06/060	MPC04/06/060
	4,0 x 6,0	60	7,5	MPC02/06/075	MPC04/06/075
	6,0 x 8,0	60	2,5	MPC02/08/025	MPC04/08/025
	6,0 x 8,0	60	6	MPC02/08/060	MPC04/08/060
	6,0 x 8,0	60	7,5	MPC02/08/075	MPC04/08/075



RECTUFLEX



Technical Description

The extremely elastic Nycoil polyurethane hose with straight extension (100 mm at the connecting end, coils in various lengths, 2000 mm at the tool connection end) has the same favourable properties as our conventional coiled hoses: high shape recovery, low looping tendency, higher abrasion resistance, outstanding stability with very low empty weight. In addition, the straight extensions guarantee more freedom of movement and easier handling in the hard working process.

Advantages

- Extremely flexible – resists kinking
- Impervious to abrasions, heat and oil
- Specially developed swivel fittings offer lowest possible air flow restrictions
- Specially designed retainer sleeve also provides strain relief
- Superior elasticity and coil memory
- Working length is 80% of total hose length
- Very small bending radius and tight coil diameter economizes on work and storage space
- 25% lighter than rubber – easy handling
- Highly resistant to wear – five times the life of rubber
- Low tension – easy to work with
- Eases user fatigue
- Swivel fittings nickel plated
- Greater freedom of movement and easy handling through straight extensions at both ends
- Easy do-it-yourself assembly of couplings, plugs or fixed screw connections (on request with protective sleeve)

Applications

- Pneumatic control
- Air tools
- Assembly workstations
- Laboratories
- Electronic assemblies
- Robotics
- Machine tools
- Instrumentation
- Automobile Industry

Working Temperature Hose:

-40°C up to +75°C

Working Temperature Hose Assembled:

-20°C up to +70°C

Maximum operating pressure:

see chart

Durometer:

95 Shore A

Color:

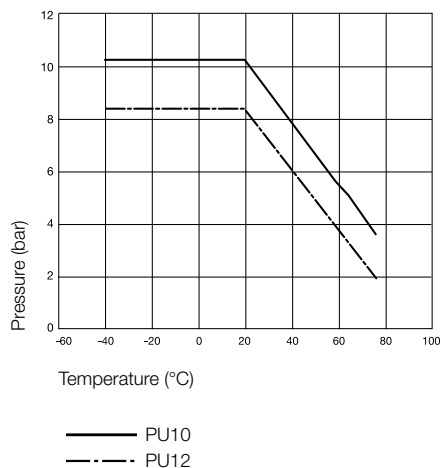
blue (Other colors available on request)

All technical data refers to air applications. We will gladly assist you for other media.

Flow diagrams


Relation Working Pressure / Temperature

The pressure specifications apply only for the hose and not for the connection fittings.



Polyurethane Hose with Straight Extension





RECTUFLEX

	Inside x Outside ø mm	Nominal Outside Diameter mm	3 m* Part Number	6 m* Part Number	7,5 m* Part Number
	6,3 x 9,5	60	PU10/230	PU10/260	PU10/275
	8,0 x 12,0	60	PU12/230	PU12/260	PU12/275

* total hose length

Fittings

RECTUFLEX


	Easy do-it-yourself assembly for coupling and plug 25 Series for PU 10 and PU 12 hoses	Part Number
	Coupling with spring guard for PU10	25KAKU10SPN
	Coupling with spring guard for PU12	25KAKU12SPN
	Plug with spring guard for PU10	26SFKU10MXN
	Plug with spring guard for PU12	26SFKU12MXN
	Fixed screw connection with spring guard for PU10	SV17/10AN
	Fixed screw connection with spring guard for PU12	SV17/12AN
	Protective sleeve (black)	T1300-351BK



Polyurethane Inner Braided Hose

SUPERBRAID

Low Pressure



Technical Description

Superbraid polyurethane recoil hose is extruded with an inner braid for additional strength. This „integral piece“ process eliminates the need of bonding individual layers of hoses, braiding and cover which tend to separate overtime due to bending, flexing and pulsating. Superbraid combines the durability of bulkier hoses with the kink resistance and elasticity of polyurethane to make a tough, long lasting hose that is user friendly. Superbraid can be used with either our barb and sleeve fittings or reusable polyurethane fittings.

Advantages

- Same flexibility as a polyurethane hose
- Usable at 15 bar (safety factor of 4 to 1)
- Flexible even at -40°C
- Highly kinking resistant; virtually undamaged by twisting or crushing
- Extremely flexible and easy to use; minimizes worker fatigue
- Superior elasticity and coil memory
- Excellent abrasion resistance;
- 6 to 10 times better than rubber or nylon
- Factory applied thread sealant supplied on male swivel fitting
- Very small bending radius and tight coil diameter economizes on work and storage space
- Both fittings nickel plated

Working Temperature:

-40°C up to +75°C

Maximum Operating Pressure:

see chart

Durometer:

85 Shore A

Color:

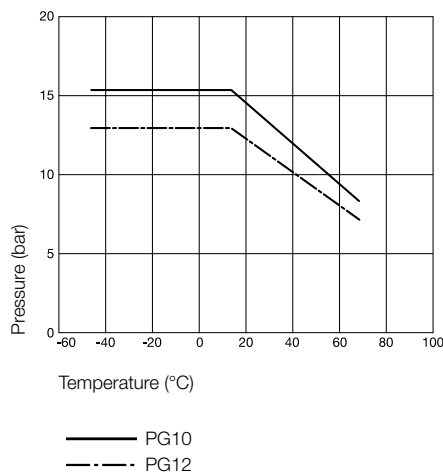
light blue -transparent-

All technical data refers to air applications. We will gladly assist you for other media.

Flow diagrams


Relation Working Pressure / Temperature

The pressure specifications apply only for the hose and not for the connection fittings.




Straight Hoses

SUPERBRAID

	Inside x Outside ø mm	Coil Outside Diameter mm	Working Length m	Connection	Part Number
 with fabric lining	6,3 x 9,5		25		PG10/025
	7,9 x 11,7		25		PG12/025

Coiled Hoses

SUPERBRAID

	Inside x Outside ø mm	Coil Outside Diameter mm	Working Length m	Connection	Part Number
 with fabric lining	6,3 x 9,5	42	3	G 1/4	PG10/030/DV
	6,3 x 9,5	42	6	G 1/4	PG10/060/DV
	6,3 x 9,5	42	7,5	G 1/4	PG10/075/DV
	7,9 x 11,7	55	3	G 3/8	PG12/030/DV
	7,9 x 11,7	55	6	G 3/8	PG12/060/DV
	7,9 x 11,7	55	7,5	G 3/8	PG12/075/DV
	fully assembled with 2x nickel-plated, swivel screw connections				



Straight Hoses



Polyurethane Inner Braided Hose

ULTRA-LITE SUPERBRAID

Low Pressure



Technical Description

Thanks to the special production techniques, this hose keeps what it promises, even after frequent use and under extreme conditions. Ultra-Lite is made of polyurethane which is reinforced by a hose braid made of Dacron Polyester. Unlike conventional 3-layer textile hoses where the individual layers are not permanently bonded to each other, our Nycoil Ultra-Lite is specially made. The hose is heated and the different layers, textile and PU, melt to form a permanent bond with each other. Thanks to this process, the Ultra-Lite is extremely flexible and, above all, extremely durable. Its high level of flexibility and low weight make for easy handling. The Ultra-Lite retains its properties down to temperatures as low as -40°C.

Advantages

- Approx. 20% lighter than comparable hoses
- Further weight reduction through production of threaded couplings and hose nuts in light aluminium
- This allows us to reduce the total weight of the hose system, with all advantages of easy hose handling
- Extremely flexible even down to -40°C
- Anti-kink
- Highly temperature-resistant
- Easy do-it-yourself assembly
- of couplings, plugs or fixed screw connections from various Rectus series (available with protective sleeve on request)

Working Temperature:

-40°C up to +75°C

Maximum Operating Pressure:

see chart

Color:

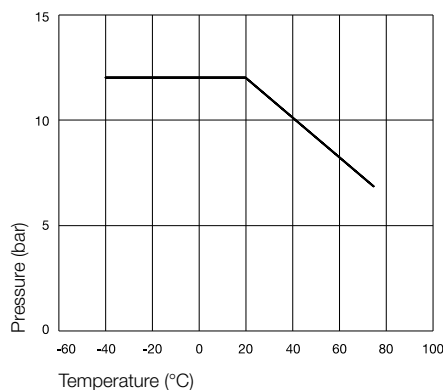
yellow

All technical data refers to air applications. We will gladly assist you for other media.


Flow diagrams

Relation Working Pressure / Temperature

The pressure specifications apply only for the hose and not for the connection fittings.






— SU13, SU17

	Inside x Outside ø mm	Coil Outside Diameter mm	Working Length m	Weight g/m	Part Number
	9,5 x 13,0		25	75	SU13/025/05
	12,7 x 17,4		25	127	SU17/025/05

Self-assembly connections for SU13

ULTRA-LITE SUPERBRAID

For matching protective sleeves for the protection of the surfaces please refer to Page 350

	Series	Flow at 6 bar (Pressure drop 0,5 bar) in l/min	Weight g	Part Number
	Coupling Series 1600	2100	100	1600KAKU13SPN
	Coupling Series 31	1060	90	31KAKU13SPN
	Coupling Series 1400	960	90	1400KAKU13SPN
	Plug Series 26 (1600)		50	26SFKU13MXN
	Plug Series 31		55	31SFKU13MXN
	Plug Series 23 (1400)		55	23SFKU13MXN
	fixed screw connection G 3/8		50	SV17/13AN
	fixed screw connection G 1/2 f. SU17		60	SV21/17AN



RECTUSOFT



Technical Description

The new generation of highly flexible Rectus hoses consists of a textile-reinforced, 3-ply PVC hose with a smooth inner tube, polyester thread insert and abrasion-proof outer covering.

Advantages

- Low weight
- Very high flexibility
- Highly resistant
- High resistance to pressure
- UV-resistant
- Long service life
- shock and tread- resistant, non-buckling
- manufacturer's imprint with technical specifications
- TÜV-certified

Working Temperature:

-15°C up to +60°C

Maximum Operating Pressure at +23°C:

15 bar

Bursting Pressure at +23°C:

63 bar

Color:

light blue

	Inside x Outside ø mm	Coil Outside Diameter mm	Package Unit	Part Number
	6,3 x 11,0	45	50	PVC06/050/03
	9,0 x 14,5	63	50	PVC09/050/03
	12,7 x 19,0	89	50	PVC12/050/03

Hose Accessories

Hose Cutter



(up to outside Diameter 14 mm)


	L	L1	Part Number
	79	25	RP71-00

Swivelling Spring Guard



	Connection mm	HEX	Length	Version	Part Number
	R 1/8 3,1 x 4,7	11		Brass	DV10/05
	R 1/4 4,8 x 6,3	14		Brass	DV13/06
	R 1/4 6,3 x 7,9	14		Brass	DV13/08
	R 1/4 7,9 x 9,5	15		Brass	DV13/10
	R 3/8 9,5 x 11,8	19		Brass	DV17/12
	R 1/2 12,7 x 15,8	22		Brass	DV21/16


Fixed Spring Guard




with spring guard
* with inner cone 45°

	Connection mm	HEX	Length	Version	Part Number
	M 5 4,0 x 6,0	8	103	Brass	SV05/06
	G 1/8 4,0 x 6,0	12	103	Brass	SV10/06
	G 1/8 6,0 x 8,0	12	106	Brass	SV10/08
	G 1/4 4,0 x 6,0	17	103	Brass	SV13/06
	G 1/4 6,0 x 8,0	17	106	Brass	SV13/08
	G 1/4 8,0 x 10,0	17	119	Brass	SV13/10
	G 1/4 9,0 x 12,0	17	123	Brass	SV13/12
	G 3/8 6,0 x 8,0 *	19	106	Brass	SV17/08
	G 3/8 8,0 x 10,0 *	19	119	Brass	SV17/10
	G 3/8 9,0 x 12,0 *	19	123	Brass	SV17/12


Reusable Swivel Fittings

 swivelling	Connection mm	for Hose	Part Number
		G 1/4	PU08
	G 1/4	PU10	PV13/10
	G 3/8	PU12	PV17/12
	G 3/8	PU15	PV17/15


Worm Drive Hose Clips

	Spread mm	Height mm	Part Number
		10-16	8
	12 - 22	8	KA1222
	16 - 27	8	KA1627
	23 - 35	9	KA2335
	30 - 45	9	KA3045
	32 - 50	12	KA3250
	40 - 60	12	KA4060
	50 - 70	12	KA5070
	60 - 80	12	KA6080

,O'-Clips

	Spread mm	Height mm	Part Number
		5 - 7	6
	7 - 9	7	KB0709
	9 - 11	7	KB0911
	11 - 13	7	KB1113
	13 - 15	7,5	KB1315
	15 - 18	8	KB1518
	17 - 20	8,5	KB1720
	20 - 23	9	KB2023
	25 - 28	10	KB2528
	28 - 31	10	KB2831
	31 - 34	10	KB3134
	34 - 37	10	KB3437
	37 - 40	10	KB3740
	40 - 43	10	KB4043
	43 - 46	10	KB4346

Hose Drum

	Description	Connection	Working Length m	Working Pressure bar	Part Number
	- PU-Hose (9,0 x 14,5), black	Series 25KA	15	15	DST915-25
	- Casing made of polypropylene				
	- no mechanical guidance				
	- Completely assembled with				
	coupling and plug 25 series				
	- CE-certified				

INDEX OF CONTENTS

Coupling Systems

Series	Material	Page
02	Brass/Steel	14
08	Brass/Steel	118
1100	Brass/Steel	42
13	Brass/Steel	96
1300	Brass/Steel	92
1300	Stainless Steel	204
14	Brass/Steel	46
14	Self-Venting	284
1400	Brass/Steel	62
1400	Self-Venting	288
1423	Brass/Steel	66
1600	Brass/Steel	106
1600	Self-Venting	294
1625	Brass/Steel	108
17	Brass/Steel	28
1700	Brass/Steel	134
1700	Self-Venting	296
1727	Brass/Steel	138
18	Brass/Steel	50
18	Self-Venting	286
1800	Brass/Steel	140
1800	Stainless Steel	220
19	Brass/Steel	52
1900	Brass/Steel	160
20	Brass/Steel	20
20	Stainless Steel	180
204	Brass/Steel	26
204	Stainless Steel	190
206	Brass/Steel	74
206	Stainless Steel	200
209	Brass/Steel	126
209	Stainless Steel	214
21	Brass/Steel	30
21	Stainless Steel	192
21	Thermoplastic	232
21	Safety	270
21	Coded Systems	298
2100	Brass/Steel	176
22	Brass/Steel	54
23	Brass/Steel	58
24	Brass/Steel	70
24	Self-Venting	290
25	Brass/Steel	98

Series	Material	Page
25	Stainless Steel	208
25	Safety	274
25	Coded Systems	302
26	Brass/Steel	84
26	Stainless Steel	202
26	Self-Venting	292
27	Brass/Steel	130
27	Stainless Steel	216
28	Safety	278
29	Brass/Steel	164
30	Brass/Steel	124
303	Stainless Steel	186
33	Brass/Steel	110
34	Brass/Steel	146
37	Brass/Steel	152
38	Brass/Steel	166
39	Brass/Steel	170
40	Brass/Steel	128
41	Brass/Steel	148
42	Brass/Steel	150
45	Brass/Steel	122
48	Thermoplastic	240
50	Brass/Steel	18
51	Brass/Steel	76
52	Brass/Steel	80
57	Brass/Steel	156
65–67	Coded Systems	306
70	Brass/Steel	174
70	Stainless Steel	224
70	Thermoplastic	246
84	Brass/Steel	112
93	Brass/Steel	114
95	Breathing Air	280
96	Breathing Air	282
BT	Medical Technology	268
MD	Medical Technology	256
NP	Medical Technology	250
PPL	Medical Technology	264
PPM	Medical Technology	252



Accessories

Description	Page
2 Way Manifold	324
3 Way Manifold	324
4 Port Manifold	315
90° Elbow	315
Blanking Plug	316
Blow Guns	326
Bulkhead Fitting	319
Bulkhead Lock Nut	316
Dust Protection	325
Equal Ended Cross	318
Equal Ended Tee	318
Female Stud Fitting	318
Female Tee	322
Female x Female Socket	314
Female Y	323
Fixed Spring Guard	321
Hose Repairer	311
Hose Repairer, short	311
Hose Tail Barb	309
Hose Tail Elbow, Swivelling	320
Hose Tail, long	309
Hose Tail, short	308
Male Elbow	323
Male Stud Elbow	321
Male Stud Run Tee	321
Male x Male Nipple	312
Male x Male Nipple adjustable	313
Manifold Assembly	324
Multi-Port Manifold	316
Pressure Reducing Valve	325
Reducing Bush, long	314
Reducing Bush, short	313
Spring Guard	322
Stud Fitting	320
Swivel Joint	325
Swivelling Single Banjo Fitting	319
Swivelling Spring Guard	318
Tee	315
Threaded Nut	308
Tube Nut	322
Washer, Aluminium	317
Washer, Fiber	317
Washer, PVC	317

Hoses and Tubing

Description	Page
Nylon 12	
RECTULASTIC	338
Polyurethane	
RECTUFLEX	342
RECTUFLEX with straight extension	346
SUPERBRAID	348
ULTRA-LITE SUPERBRAID	350
PVC	
RECTUSOFT	352
Accessories Hoses	
,O'-Clips	355
Hose Cutter	354
Hose Drum	356
Worm Drive Hose Clips	355
Swivelling Spring Guard	354
Fixed Spring Guard	354
Reusable Swivel Fittings	355

A series of horizontal dotted lines for writing.

Notices

A series of horizontal dotted lines for writing.

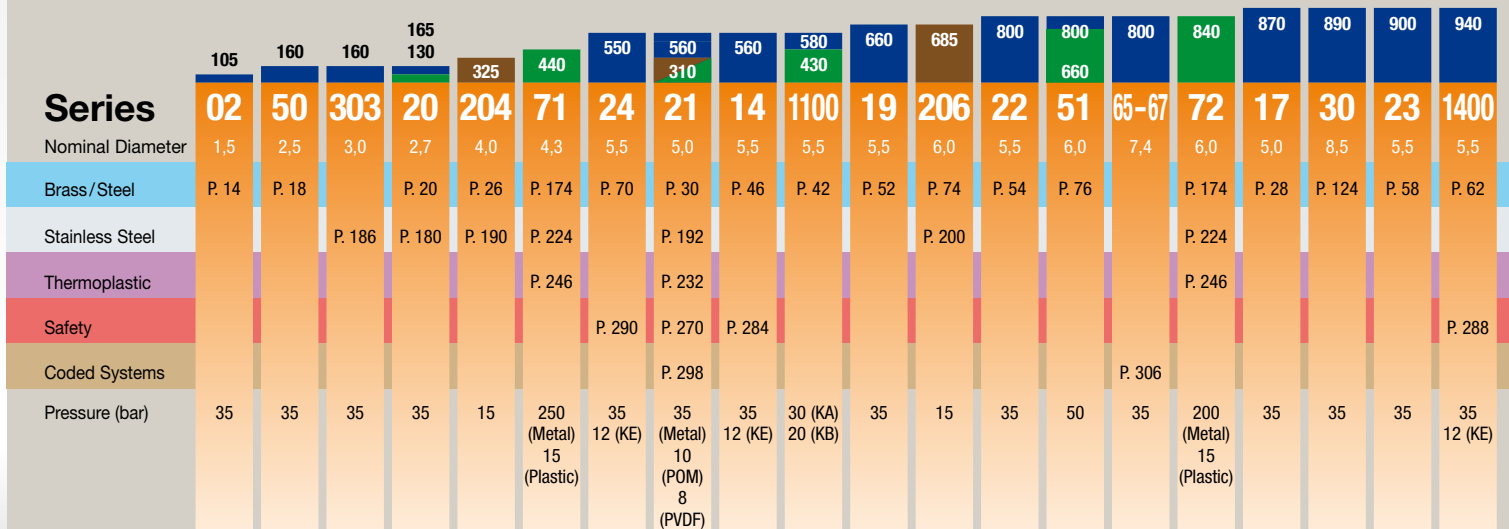
ALL OUR PERFORMANCE CAPACITY AT A GLANCE.

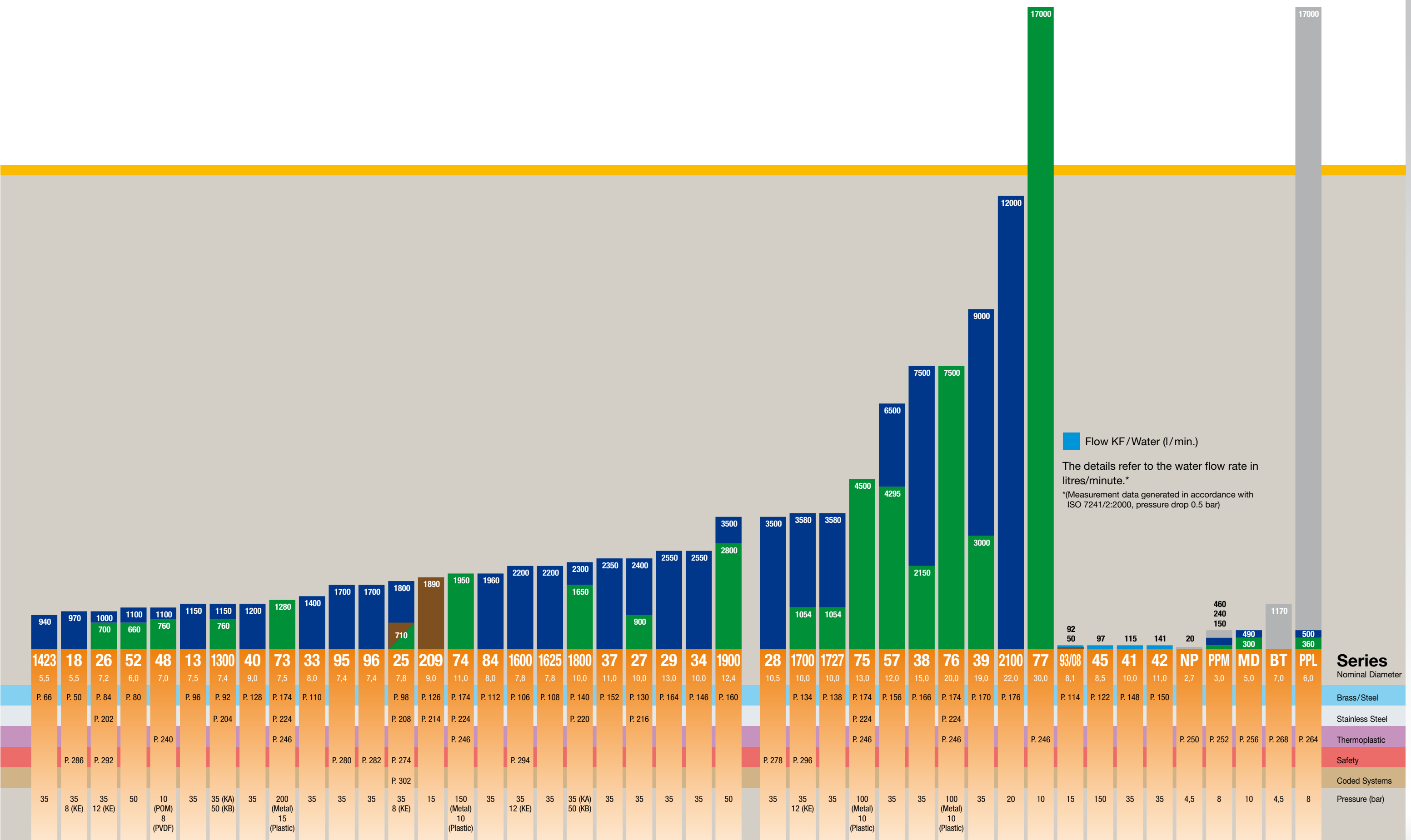
Using this flow rate diagram, you can identify at a glance the coupling series suited to your application and the corresponding operating pressure.

- Flow KL (l/min.) – leak-free coupling systems
- Flow KB (l/min.) – double shut-off coupling systems
- Flow KA (l/min.) – single shut-off coupling systems
- Flow KF (l/min.) – straight-through coupling systems

The details refer to the air flow rate in litres/minute.*

* (Measurement data generated in accordance with ISO 6358; CCTOP RP50P at input pressure 6 bar, pressure drop 0.5 bar)





Series	Nominal Diameter	Pressure (bar)
Brass/Steel		
Stainless Steel		
Thermoplastic		
Safety		
Coded Systems		



Parker's Motion & Control Technologies

At Parker, we're guided by a relentless drive to help our customers become more productive and achieve higher levels of profitability by engineering the best systems for their requirements. It means looking at customer applications from many angles to find new ways to create value. Whatever the motion and control technology need, Parker has the experience, breadth of product and global reach to consistently deliver. No company knows more about motion and control technology than Parker. For further info call 00800 27 27 5374



Aerospace Key Markets

- Aftermarket services
- Commercial transports
- Engines
- General & business aviation
- Helicopters
- Launch vehicles
- Military aircraft
- Missiles
- Power generation
- Regional transports
- Unmanned aerial vehicles

Key Products

- Control systems & actuation products
- Engine systems & components
- Fluid conveyance systems & components
- Fluid metering, delivery & atomization devices
- Fuel systems & components
- Fuel tank inerting systems
- Hydraulic systems & components
- Thermal management
- Wheels & brakes



Climate Control Key Markets

- Agriculture
- Air conditioning
- Construction Machinery
- Food & beverage
- Industrial machinery
- Life sciences
- Oil & gas
- Precision cooling
- Process
- Refrigeration
- Transportation

Key Products

- Accumulators
- Advanced actuators
- CO₂ controls
- Electronic controllers
- Filter driers
- Hand shut-off valves
- Heat exchangers
- Hose & fittings
- Pressure regulating valves
- Refrigerant distributors
- Safety relief valves
- Smart pumps
- Solenoid valves
- Thermostatic expansion valves



Electromechanical Key Markets

- Aerospace
- Factory automation
- Life science & medical
- Machine tools
- Packaging machinery
- Paper machinery
- Plastics machinery & converting
- Primary metals
- Semiconductor & electronics
- Textile
- Wire & cable

Key Products

- AC/DC drives & systems
- Electric actuators, gantry robots & slides
- Electrohydraulic actuation systems
- Electromechanical actuation systems
- Human machine interface
- Linear motors
- Stepper motors, servo motors, drives & controls
- Structural extrusions



Filtration Key Markets

- Aerospace
- Food & beverage
- Industrial plant & equipment
- Life sciences
- Marine
- Mobile equipment
- Oil & gas
- Power generation & renewable energy
- Process
- Transportation
- Water Purification

Key Products

- Analytical gas generators
- Compressed air filters & dryers
- Engine air, coolant, fuel & oil filtration systems
- Fluid condition monitoring systems
- Hydraulic & lubrication filters
- Hydrogen, nitrogen & zero air generators
- Instrumentation filters
- Membrane & fiber filters
- Microfiltration
- Sterile air filtration
- Water desalination & purification filters & systems



Fluid & Gas Handling

Key Markets

- Aerial lift
- Agriculture
- Bulk chemical handling
- Construction machinery
- Food & beverage
- Fuel & gas delivery
- Industrial machinery
- Life sciences
- Marine
- Mining
- Mobile
- Oil & gas
- Renewable energy
- Transportation

Key Products

- Check valves
- Connectors for low pressure fluid conveyance
- Deep sea umbilicals
- Diagnostic equipment
- Hose couplings
- Industrial hose
- Mooring systems & power cables
- PTFE hose & tubing
- Quick couplings
- Rubber & thermoplastic hose
- Tube fittings & adapters
- Tubing & plastic fittings



Hydraulics

Key Markets

- Aerial lift
- Agriculture
- Alternative energy
- Construction machinery
- Forestry
- Industrial machinery
- Machine tools
- Marine
- Material handling
- Mining
- Oil & gas
- Power generation
- Refuse vehicles
- Renewable energy
- Truck hydraulics
- Turf equipment

Key Products

- Accumulators
- Cartridge valves
- Electrohydraulic actuators
- Human machine interfaces
- Hybrid drives
- Hydraulic cylinders
- Hydraulic motors & pumps
- Hydraulic systems
- Hydraulic valves & controls
- Hydrostatic steering
- Integrated hydraulic circuits
- Power take-offs
- Power units
- Rotary actuators
- Sensors



Pneumatics

Key Markets

- Aerospace
- Conveyor & material handling
- Factory automation
- Life science & medical
- Machine tools
- Packaging machinery
- Transportation & automotive

Key Products

- Air preparation
- Brass fittings & valves
- Manifolds
- Pneumatic accessories
- Pneumatic actuators & grippers
- Pneumatic valves & controls
- Quick disconnects
- Rotary actuators
- Rubber & thermoplastic hose & couplings
- Structural extrusions
- Thermoplastic tubing & fittings
- Vacuum generators, cups & sensors



Process Control

Key Markets

- Alternative fuels
- Biopharmaceuticals
- Chemical & refining
- Food & beverage
- Marine & shipbuilding
- Medical & dental
- Microelectronics
- Nuclear Power
- Offshore oil exploration
- Oil & gas
- Pharmaceuticals
- Power generation
- Pulp & paper
- Steel
- Water/wastewater

Key Products

- Analytical Instruments
- Analytical sample conditioning products & systems
- Chemical injection fittings & valves
- Fluoropolymer chemical delivery fittings, valves & pumps
- High purity gas delivery fittings, valves, regulators & digital flow controllers
- Industrial mass flow meters/controllers
- Permanent no-weld tube fittings
- Precision industrial regulators & flow controllers
- Process control double block & bleeds
- Process control fittings, valves, regulators & manifold valves



Sealing & Shielding

Key Markets

- Aerospace
- Chemical processing
- Consumer
- Fluid power
- General industrial
- Information technology
- Life sciences
- Microelectronics
- Military
- Oil & gas
- Power generation
- Renewable energy
- Telecommunications
- Transportation

Key Products

- Dynamic seals
- Elastomeric o-rings
- Electro-medical instrument design & assembly
- EMI shielding
- Extruded & precision-cut, fabricated elastomeric seals
- High temperature metal seals
- Homogeneous & inserted elastomeric shapes
- Medical device fabrication & assembly
- Metal & plastic retained composite seals
- Shielded optical windows
- Silicone tubing & extrusions
- Thermal management
- Vibration dampening

ENGINEERING YOUR SUCCESS.

Parker Worldwide

AE – UAE, Dubai
Tel: +971 4 8127100
parker.me@parker.com

AR – Argentina, Buenos Aires
Tel: +54 3327 44 4129

AT – Austria, Wiener Neustadt
Tel: +43 (0)2622 23501-0
parker.austria@parker.com

AT – Eastern Europe, Wiener Neustadt
Tel: +43 (0)2622 23501 900
parker.easteurope@parker.com

AU – Australia, Castle Hill
Tel: +61 (0)2-9634 7777

AZ – Azerbaijan, Baku
Tel: +994 50 2233 458
parker.azerbaijan@parker.com

BE/LU – Belgium, Nivelles
Tel: +32 (0)67 280 900
parker.belgium@parker.com

BR – Brazil, Cachoeirinha RS
Tel: +55 51 3470 9144

BY – Belarus, Minsk
Tel: +375 17 209 9399
parker.belarus@parker.com

CA – Canada, Milton, Ontario
Tel: +1 905 693 3000

CH – Switzerland, Etoy
Tel: +41 (0)21 821 87 00
parker.switzerland@parker.com

CL – Chile, Santiago
Tel: +56 2 623 1216

CN – China, Shanghai
Tel: +86 21 2899 5000

CZ – Czech Republic, Klecany
Tel: +420 284 083 111
parker.czechrepublic@parker.com

DE – Germany, Kaarst
Tel: +49 (0)2131 4016 0
parker.germany@parker.com

DK – Denmark, Ballerup
Tel: +45 43 56 04 00
parker.denmark@parker.com

ES – Spain, Madrid
Tel: +34 902 330 001
parker.spain@parker.com

FI – Finland, Vantaa
Tel: +358 (0)20 753 2500
parker.finland@parker.com

FR – France, Contamine s/Arve
Tel: +33 (0)4 50 25 80 25
parker.france@parker.com

GR – Greece, Athens
Tel: +30 210 933 6450
parker.greece@parker.com

HK – Hong Kong
Tel: +852 2428 8008

HU – Hungary, Budapest
Tel: +36 1 220 4155
parker.hungary@parker.com

IE – Ireland, Dublin
Tel: +353 (0)1 466 6370
parker.ireland@parker.com

IN – India, Mumbai
Tel: +91 22 6513 7081-85

IT – Italy, Corsico (MI)
Tel: +39 02 45 19 21
parker.italy@parker.com

JP – Japan, Tokyo
Tel: +81 (0)3 6408 3901

KR – South Korea, Seoul
Tel: +82 2 559 0400

KZ – Kazakhstan, Almaty
Tel: +7 7272 505 800
parker.easteurope@parker.com

MX – Mexico, Apodaca
Tel: +52 81 8156 6000

MY – Malaysia, Shah Alam
Tel: +60 3 7849 0800

NL – The Netherlands, Oldenzaal
Tel: +31 (0)541 585 000
parker.nl@parker.com

NO – Norway, Asker
Tel: +47 66 75 34 00
parker.norway@parker.com

NZ – New Zealand, Mt Wellington
Tel: +64 9 574 1744

PL – Poland, Warsaw
Tel: +48 (0)22 573 24 00
parker.poland@parker.com

PT – Portugal, Leca da Palmeira
Tel: +351 22 999 7360
parker.portugal@parker.com

RO – Romania, Bucharest
Tel: +40 21 252 1382
parker.romania@parker.com

RU – Russia, Moscow
Tel: +7 495 645-2156
parker.russia@parker.com

SE – Sweden, Spånga
Tel: +46 (0)8 59 79 50 00
parker.sweden@parker.com

SG – Singapore
Tel: +65 6887 6300

SK – Slovakia, Banská Bystrica
Tel: +421 484 162 252
parker.slovakia@parker.com

SL – Slovenia, Novo Mesto
Tel: +386 7 337 6650
parker.slovenia@parker.com

TH – Thailand, Bangkok
Tel: +662 717 8140

TR – Turkey, Istanbul
Tel: +90 216 4997081
parker.turkey@parker.com

TW – Taiwan, Taipei
Tel: +886 2 2298 8987

UA – Ukraine, Kiev
Tel: +380 44 494 2731
parker.ukraine@parker.com

UK – United Kingdom, Warwick
Tel: +44 (0)1926 317 878
parker.uk@parker.com

US – USA, Cleveland
Tel: +1 216 896 3000

VE – Venezuela, Caracas
Tel: +58 212 238 5422

ZA – South Africa, Kempton Park
Tel: +27 (0)11 961 0700
parker.southafrica@parker.com

European Product Information Centre
Free phone: 00 800 27 27 5374
(from AT, BE, CH, CZ, DE, EE, ES, FI, FR, IE, IL, IS, IT, LU, MT, NL, NO, PT, SE, SK, UK)



**Parker Hannifin Manufacturing
Germany GmbH & Co. KG**
Quick Coupling Division Europe
Daimlerstr. 7
71735 Eberdingen – Germany
Phone +49 7042 100 0
Fax +49 7042 100 147
www.rectus.de